

Crypto Leaderboard

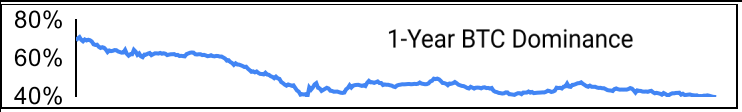
Rank	Name	Ticker	Price	1h	24h	7d	24h Vol \$m	MC \$m	1-Year Chart
1	Bitcoin	BTC	\$46,425	0%	-1%	-3%	23,972	878,387	
2	Ethereum	ETH	\$3,813	0%	-1%	0%	12,583	453,890	
3	Binance	BNB	\$512	0%	-1%	-5%	1,550	86,279	
4	Tether	USDT	\$1.00	0%	0%	0%	51,474	78,575	
5	Solana	SOL	\$168	0%	-2%	-6%	1,100	52,151	
6	USD//Coin	USDC	\$1.00	0%	0%	0%	2,609	42,721	
7	Cardano	ADA	\$1.33	-1%	-1%	-6%	845	42,531	
8	Ripple	XRP	\$0.83	0%	-1%	-4%	2,023	39,307	
9	Polkadot	DOT	\$30.14	1%	2%	8%	1,167	32,363	
10	Terra	LUNA	\$85.13	0%	-4%	-1%	1,388	30,613	

Top & Bottom Performers - Top 100 Tokens

24h		7 Days		30 Days		90 Days		365 Days	
MINA	15%	JEWEL	68%	NEAR	131%	MANA	317%	KICK	185,448%
LINK	11%	OSMO	50%	HEX	86%	CRO	197%	DREP	40,653%
ICP	10%	ATOM	49%	ONE	73%	HNT	113%	SHIB	36,188%
THETA	8%	ICP	49%	ATOM	64%	NEAR	105%	AXS	16,745%
XRD	-5%	GALA	-8%	BSV	-22%	DCR	-44%	KLAY	-49%
CRV	-6%	KDA	-9%	TFUEL	-23%	FIL	-48%	CCXX	-52%
CVX	-8%	MIOTA	-11%	HOT	-24%	FLOW	-50%	CTC	-69%
SPELL	-9%	XRD	-17%	DCR	-27%	CCXX	-58%	ICP	-92%

Category Performance

Category	1d	7d	30d	90d	365d	Ecosystem	1d	7d	30d	90d	365d
Dist. Computing	4%	16%	3%	-2%	817%	Cosmos	1%	15%	20%	-32%	258%
DEX / B&L	5%	15%	18%	-2%	421%	Solana	3%	13%	-5%	26%	1,201%
Defi	4%	14%	16%	2%	997%	xDAI	4%	12%	16%	-17%	290%
DAOs	4%	12%	13%	-7%	156%	Polkadot	5%	12%	0%	-26%	803%
Smart Contract	4%	12%	11%	-4%	2,154%	Polygon	3%	9%	6%	13%	1,223%
Privacy	2%	4%	-9%	-20%	119%	BSC	2%	6%	-7%	23%	357%
NFTs	2%	4%	-3%	39%	3,424%	Avalanche	1%	1%	6%	18%	3,946%
CEXs	1%	2%	0%	57%	826%	Terra	0%	-3%	4%	36%	1,178%
IoT	4%	1%	0%	-17%	171%						
Gaming	1%	1%	-11%	119%	7,437%						
Meme	1%	-1%	-8%	6%	18,891%						



Defi

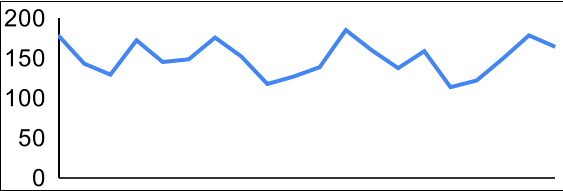
Total Value Locked, LTM, \$b

Top TVL By Protocol, \$b

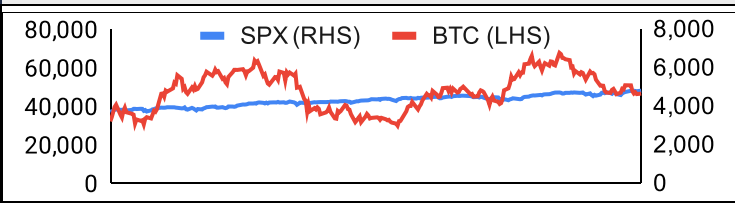
DefiPulse Index, LTM

Trading Volume

Aggregate Volumes by Product, \$b					Top Derivatives Exchanges, \$m and bps				Top Spot Exchanges, \$m			
	1d	7d	30d	O/I	Exchange	1d Vol	O/I	Mkr	Tkr	Exchange	Score	1d Vol
Spot	52	365	1,730	n/a	Binance	54,044	17,092	2.0	4.0	Binance	9.9	15,834
Perpetuals	288	894	3,120	0	OKEx	14,936	3,119	2.0	5.0	Coinbase	8.6	3,529
Futures	2	28	155	4	CoinTiger	9,222	8,280	0.0	0.0	FTX	8.3	1,821
Options	1	8	31	11	FTX	7,026	5,943	2.0	7.0	Kraken	8.0	963

20 Day Volume - Top 100 Tokens, \$b		Top Volume, 1d, \$m		Top Volume, %20d Avg		Low Volume, %20d Avg	
		USDT	59,997	BTT	1326%	MKR	5.81%
		BTC	29,012	PRIV	402%	HBTC	9%
		BTT	16,294	ICP	350%	BSV	29%
		ETH	13,041	FTT	279%	DCR	42%
		BCH	5,154	CELO	252%	SAFEMOON	43%

Traditional Finance

Global Equity Markets							SPX vs. BTC, Last 12 Months	
	SPX	N100	FTSE	DAX	NIKKEI	HSI		
1D	0%	0%	0%	1%	0%	-2%		
7D	0%	2%	1%	0%	2%	0%		
90D	9%	7%	6%	2%	5%	0%		
365D	29%	25%	14%	5%	8%	67%		

10-Year Treasury Yields							Commodities & FX					
	US	Brazil	UK	Ger	Japan	HK	Last	WTI	Gas	Gold	EUR/USD	USD/JPY
Last	1.65%	10.73%	1.07%	-0.13%	0.09%	1.53%	Last	78	3.8	1,827	1.13	115.8
1d Chg	-0.013	0	-0.0115	-0.0025	+0.004	-0.024	1d % Chg	+0.	+3.31%	+0.67%	+0.38%	-0.33%

Crypto News

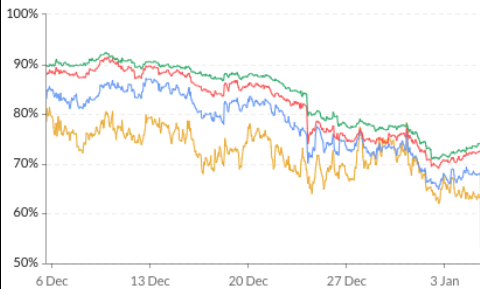
- [Bitcoin Holds Support Ahead of Fed Minutes, March Rate Hike Probability Rises - CoinDesk](#)
- [Bitcoin reaches for \\$47K as analysts agree BTC price consolidation cannot last - Cointelegraph](#)
- [Bitcoin could pass \\$100,000 if it replaces gold as a store of value, says Goldman Sachs - Fortune](#)
- [About 76 Percent of Bitcoin's Circulating Supply Reportedly 'Illiquid', Indicates Holding Trend Among I... - Gadgets 360](#)
- [China launches iPhone and Android apps for its digital currency - The Verge](#)
- [OpenSea Valued at \\$13.3 Billion in New Round of Venture Funding - The New York Times](#)
- [Airbnb users want crypto payment options, according to CEO Twitter poll - Cointelegraph](#)
- [El Salvador prepares 20 bills to provide legal framework for Bitcoin bonds - Cointelegraph](#)
- [Solana hit with another network incident causing degraded performance - Cointelegraph](#)
- ['We are 50% of the way there,' says Vitalik on Ethereum's development - Cointelegraph](#)
- [Ribbon Finance gains 60% after V2 launch and Avalanche integration - Cointelegraph](#)
- [Crypto funds attracted \\$9.3B in inflows in 2021 as institutional adoption grew - Cointelegraph](#)
- [Crypto.com Sees 2 Ads Banned by UK's Advertising Regulator - CoinDesk](#)
- [RIP Bogdanoffs, Inspiration for Crypto Memes - CoinDesk](#)
- [CoinDesk Joins Court Case Seeking Access to NYAG Tether Documents - CoinDesk](#)
- [Illuvium Team Drains sILV Uniswap Pool in Bid to Prevent Exploit Cash-Out - CoinDesk](#)
- [A Massive \\$879.6M Bitcoin Mining Machine Buy Kicks Off the Year of US Bitcoin Mining - CoinDesk](#)



Market Update - January 5, 2022

Crypto Options

BTC ATM Implied Vol, 1m



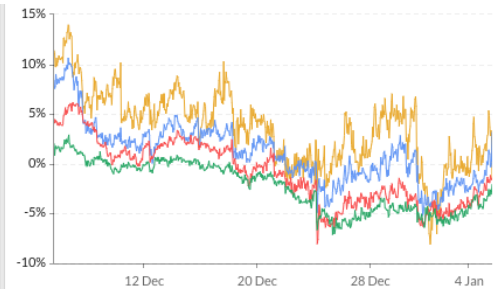
1wk ATM Vol Min: 53.4%, Max: 81.4%, Avg: 72.1%, Last: 53.4%
 1mth ATM Vol Min: 64.4%, Max: 87.2%, Avg: 78.0%, Last: 64.4%
 3mth ATM Vol Min: 69.1%, Max: 91.4%, Avg: 81.7%, Last: 72.1%
 6mth ATM Vol Min: 70.9%, Max: 92.4%, Avg: 83.7%, Last: 74.3%

ETH ATM Implied Vol, 1m



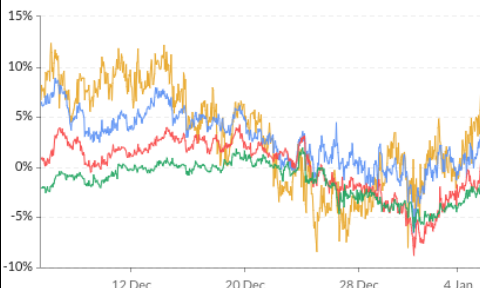
1wk ATM Vol Min: 65%, Max: 102%, Avg: 83%, Last: 66%
 1mth ATM Vol Min: 72%, Max: 106%, Avg: 91%, Last: 74%
 3mth ATM Vol Min: 79%, Max: 111%, Avg: 98%, Last: 80%
 6mth ATM Vol Min: 80%, Max: 111%, Avg: 98%, Last: 81%

BTC 25d Skew, 1m



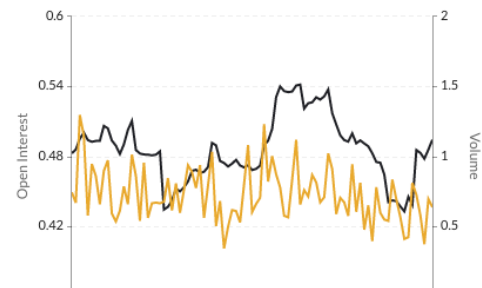
1wk 25d skew Min: -8%, Max: 14%, Avg: 4%, Last: -2%
 1mth 25d skew Min: -6%, Max: 11%, Avg: 1%, Last: 3%
 3mth 25d skew Min: -8%, Max: 6%, Avg: -1%, Last: -1%
 6mth 25d skew Min: -7%, Max: 3%, Avg: -2%, Last: -2%

ETH 25d Skew, 1m



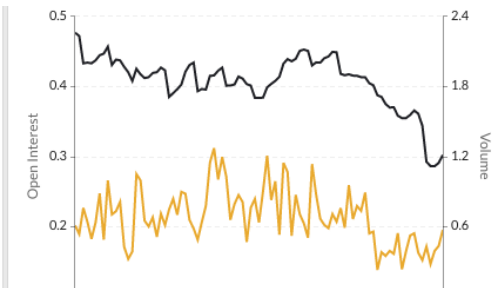
1wk 25d skew Min: -8%, Max: 12%, Avg: 3%, Last: 8%
 1mth 25d skew Min: -7%, Max: 9%, Avg: 3%, Last: 3%
 3mth 25d skew Min: -9%, Max: 4%, Avg: 0%, Last: 0%
 6mth 25d skew Min: -6%, Max: 2%, Avg: -1%, Last: -2%

BTC Put/Call Ratios, 3m



Open Interest Min: 0.43, Max: 0.54, Avg: 0.49, Last: 0.49
 Volume Min: 0.34, Max: 1.30, Avg: 0.73, Last: 0.63

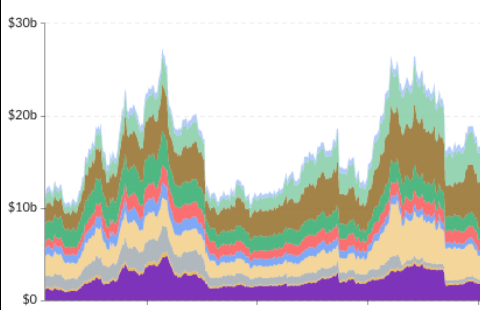
ETH Put/Call Ratios, 3m



Open Interest Min: 0.29, Max: 0.48, Avg: 0.41, Last: 0.30
 Volume Min: 0.22, Max: 1.27, Avg: 0.68, Last: 0.57

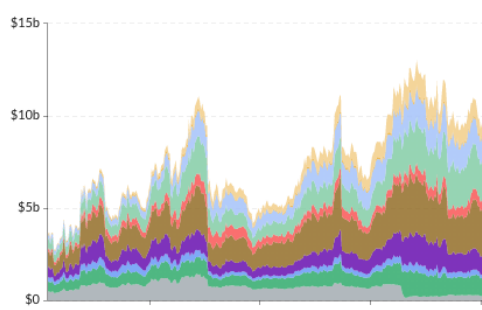
Crypto Futures

BTC Aggregate Open Interest, 1y



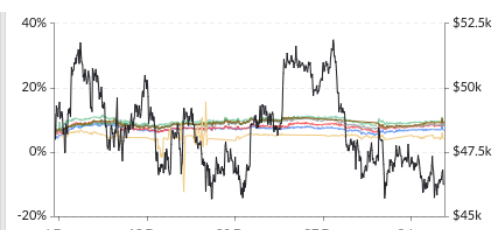
Bybit, Kraken, Huobi, CME, BitMEX, Deribit, OKEx, CoinFlex, Binance, FTX, Bitfinex

ETH Aggregate Open Interest, 1y



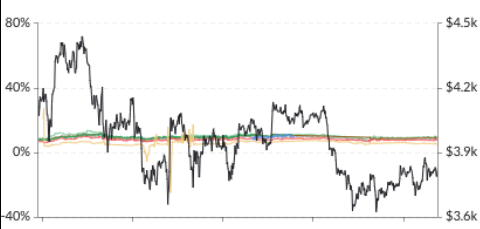
Huobi, OKEx, BitMEX, Bybit, Binance, Deribit, FTX, Bitfinex, Kraken, CoinFlex, CME

BTC Annlzd Rolling 3m Basis, 1m



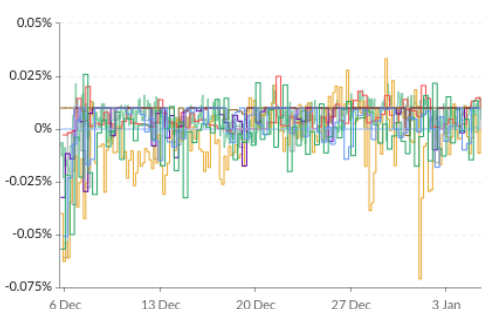
BitMEX Min: 4.23%, Max: 8.82%, Avg: 7.17%, Last: 6.83%
 Deribit Min: 5.62%, Max: 9.65%, Avg: 7.85%, Last: 8.53%
 OKEx Min: 6.21%, Max: 11.07%, Avg: 8.84%, Last: 10.50%
 FTX Min: 6.73%, Max: 11.62%, Avg: 9.69%, Last: 9.60%
 Huobi Min: 6.32%, Max: 10.90%, Avg: 8.70%, Last: 8.58%
 Binance Min: 6.51%, Max: 10.95%, Avg: 8.86%, Last: 9.24%
 CME* Min: -12.41%, Max: 15.68%, Avg: 4.93%, Last: 4.09%
 BTC Spot Index Min: \$45.67k, Max: \$51.87k, Avg: \$48.39k, Last: \$46.22k

ETH Annlzd Rolling 3m Basis, 1m



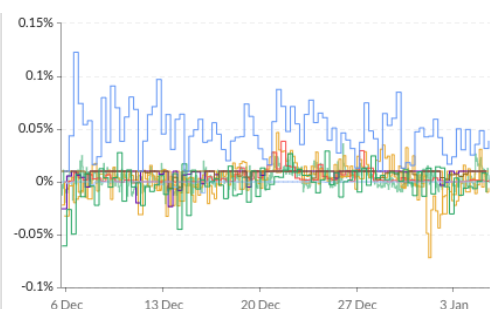
Huobi Min: 6.67%, Max: 10.90%, Avg: 9.01%, Last: 8.45%
 FTX Min: 8.20%, Max: 13.92%, Avg: 10.18%, Last: 9.66%
 Deribit Min: 5.97%, Max: 10.48%, Avg: 8.04%, Last: 7.69%
 Binance Min: 7.65%, Max: 11.73%, Avg: 9.52%, Last: 9.17%
 OKEx Min: 7.51%, Max: 11.50%, Avg: 9.82%, Last: 11.10%
 BitMEX Min: 7.85%, Max: 11.35%, Avg: 9.78%, Last: 10.74%
 CME* Min: -24.89%, Max: 27.18%, Avg: 5.96%, Last: 5.07%
 ETH Spot Index Min: \$3.62k, Max: \$4.44k, Avg: \$3.97k, Last: \$3.81k

BTC Perp Swaps Funding, 1m



FTX Avg: 0.0048% Huobi Avg: 0.0048% BitMEX Avg: 0.0024%
 Kraken Avg: -0.0057% Deribit Avg: 0.0052% Bybit Avg: 0.0061%
 Binance Avg: 0.0095% Bitfinex Avg: 0.0001% OKEx Avg: -0.0026%

ETH Perp Swaps Funding, 1m



FTX Avg: 0.0034% Huobi Avg: 0.0040% BitMEX Avg: 0.0475%
 Kraken Avg: 0.0034% Deribit Avg: 0.0041% Bybit Avg: 0.0076%
 Binance Avg: 0.0084% Bitfinex Avg: -0.0003% OKEx Avg: -0.0017%



Market Update – January 5, 2022

About GSR

GSR is a global leader in digital asset trading, market making, OTC derivatives, and investments. We operate in a culture of excellence and leverage our first-rate reputation, deep relationships and proprietary trading technology to move swiftly and capitalize on market opportunities.

GSR's experienced team brings together decades of institutional trading expertise, while our industry-leading proprietary technology stack anchors everything we do.

Our main service areas are: market making; proprietary and algorithmic trading; client execution; structured products; risk management solutions; and portfolio investments.

For more information or if we can help with anything, please see gsr.io or contact us at gsr@gsr.io.

Required Disclosures

This material is a product of the GSR Sales and Trading Department. It is not a product of a Research Department, not a research report, and not subject to all of the independence and disclosure standards applicable to research reports prepared pursuant to FINRA or CFTC research rules. This material is not independent of the Firm's proprietary interests, which may conflict with your interests. The Firm trades instruments discussed in this material for its own account. The author may have consulted with the Firm's traders and other personnel, who may have already traded based on the views expressed in this material, may trade contrary to the views expressed in this material, and may have positions in other instruments discussed herein. This material is intended only for institutional investors. Solely for purposes of the CFTC's rules and to the extent this material discusses derivatives, this material is a solicitation for entering into a derivatives transaction and should not be considered to be a derivatives research report.

This material is provided solely for informational purposes, is intended for your use only and does not constitute an offer or commitment, a solicitation of an offer or comment (except as noted for CFTC purposes), or any advice or recommendation, to enter into or conclude any transaction (whether on the indicative terms shown or otherwise), or to provide investment services in any state or country where such an offer or solicitation or provision would be illegal.

Information is based on sources considered to be reliable, but not guaranteed to be accurate or complete. Any opinions or estimates expressed herein reflect a judgment made as of the date of publication, and are subject to change without notice. Trading and investing in digital assets involves significant risks including price volatility and illiquidity and may not be suitable for all investors. GSR will not be liable whatsoever for any direct or consequential loss arising from the use of this Information. Copyright of this Information belongs to GSR. Neither this Information nor any copy thereof may be taken or rented or redistributed, directly or indirectly, without prior written permission of GSR. Not a solicitation to U.S. Entities or individuals for securities in any form. If you are such an entity, you must close this page.

Sources

CoinGecko	Santiment	DefiPulse	WoldCoinIndex.com	Yahoo
CoinMarketCap	Skew	TradingView	Investing.com	Google
		DefiLlama		