

Crypto Leaderboard

Rank	Name	Ticker	Price	1h	24h	7d	24h Vol \$m	MC \$m	1-Year Chart
1	Bitcoin	BTC	\$33,487	1%	-7%	-22%	26,837	634,203	
2	Ethereum	ETH	\$2,205	1%	-12%	-34%	20,816	263,048	
3	Tether	USDT	\$1.00	1%	0%	0%	62,667	78,247	
4	Binance	BNB	\$343	1%	-12%	-31%	2,341	57,573	
5	USD//Coin	USDC	\$1.00	0%	-1%	0%	5,160	47,687	
6	Cardano	ADA	\$0.97	1%	-14%	-31%	2,133	31,012	
7	Ripple	XRP	\$1	1%	-10%	-28%	2,605	26,963	
8	Solana	SOL	\$82.91	2%	-19%	-44%	3,250	26,099	
9	Terra	LUNA	\$61	2%	-12%	-30%	3,226	24,427	
10	Polkadot	DOT	\$16	1%	-13%	-42%	1,493	17,424	

Top & Bottom Performers - Top 100 Tokens

24h		7 Days		30 Days		90 Days		365 Days	
UST	0%	SAFEMOON	126%	PRIV	73%	MANA	128%	DREP	48,451%
USDP	0%	MIM	0%	SAFEMOON	19%	PRIV	89%	LUNA	6,632%
USDT	0%	UST	0%	CCXX	8%	CRO	64%	MATIC	3,917%
USDC	-1%	USDT	0%	ATOM	3%	LUNA	39%	SOL	2,205%
QNT	-20%	NEAR	-51%	RUNE	-57%	TEL	-72%	BCH	-39%
ONE	-20%	ONE	-51%	AXS	-58%	FIL	-72%	LINK	-44%
CEL	-21%	TIME	-52%	CTC	-59%	RUNE	-73%	AAVE	-49%
CRV	-21%	CRV	-53%	TEL	-61%	WAVES	-73%	ICP	-96%

Category Performance

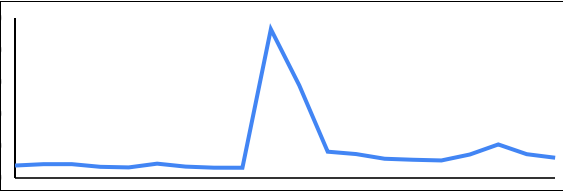
Category	1d	7d	30d	90d	365d	Ecosystem	1d	7d	30d	90d	365d
CEXs	-8%	-22%	-26%	-6%	489%	Avalanche	-7%	-18%	-26%	-64%	51%
Meme	-12%	-29%	-41%	-55%	11,331%	Terra	-9%	-27%	-51%	-37%	322%
Smart Contract	-13%	-35%	-42%	-51%	716%	Cosmos	-10%	-33%	-39%	-60%	49%
Defi	-14%	-35%	-45%	-51%	427%	Polygon	-13%	-34%	-42%	-64%	190%
DAOs	-14%	-35%	-45%	-57%	-27%	Polkadot	-12%	-34%	-47%	-37%	609%
Privacy	-13%	-36%	-45%	-57%	-7%	BSC	-13%	-35%	-42%	-54%	46%
NFTs	-14%	-36%	-47%	-22%	1,148%	xDAI	-15%	-36%	-46%	-24%	2,173%
Dist. Computing	-10%	-36%	-41%	-51%	337%	Solana	-13%	-39%	-49%	-9%	175%
IoT	-13%	-37%	-49%	-60%	25%						
DEX / B&L	-14%	-38%	-47%	-60%	44%						
Gaming	-14%	-39%	-55%	11%	2,445%						

Defi

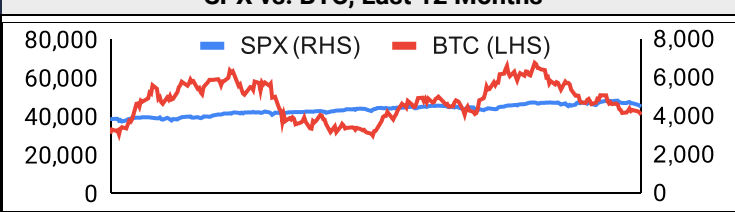
Total Value Locked, LTM, \$b	Top TVL By Protocol, \$b	DefiPulse Index, LTM

Trading Volume

Aggregate Volumes by Product, \$b					Top Derivatives Exchanges, \$m and bps				Top Spot Exchanges, \$m			
	1d	7d	30d	O/I	Exchange	1d Vol	O/I	Mkr	Tkr	Exchange	Score	1d Vol
Spot	64	344	1,270	n/a	Binance	74,787	10,534	2.0	4.0	Binance	9.9	18,687
Perpetuals	495	2,860	7,450	0	OKX	24,505	2,335	2.0	5.0	Coinbase	8.6	4,509
Futures	4	19	78	3	Huobi Global	11,110	557	2.0	4.0	FTX	8.5	3,246
Options	1	7	26	10	FTX	10,115	3,513	2.0	7.0	Kraken	8.0	1,188

20 Day Volume - Top 100 Tokens, \$b				Top Volume, 1d, \$m		Top Volume, %20d Avg		Low Volume, %20d Avg	
				USDT	72,005	HBTC	1755%	PRIV	0.00%
				BTC	32,858	OKB	284%	CCXX	0%
				ETH	20,459	BSV	224%	BTT	3%
				USDC	5,659	HT	177%	SAFEMOON	4%
				BCH	5,117	FLOW	173%	BUSD	25%

Traditional Finance

Global Equity Markets							SPX vs. BTC, Last 12 Months	
	SPX	N100	FTSE	DAX	NIKKEI	HSI		
1D	-2%	-2%	-1%	-2%	0%	-1%		
7D	-4%	-5%	-3%	-2%	-2%	-1%		
90D	-4%	-3%	1%	-5%	-5%	-7%		
365D	14%	17%	11%	2%	-4%	-9%		

10-Year Treasury Yields							Commodities & FX					
	US	Brazil	UK	Ger	Japan	HK	Last	WTI	Gas	Gold	EUR/USD	USD/JPY
Last	1.73%	11.20%	1.14%	-0.09%	0.13%	1.60%	Last	84	3.8	1,841	1.13	113.7
1d Chg	-0.015	+0.000	-0.0295	-0.0325	-0.004	+0.025	1d % Chg	-1.15%	+0.24%	+0.50%	-0.30%	0.00%

Crypto News

- [Bitcoin dives below \\$33K to fill futures gap amid record BTC 'hodling' - Cointelegraph](#)
- [Bitcoin Heads for Worst Week in 8 Months as Traders Lament 'Pikachu Pattern' - CoinDesk](#)
- [Bitcoin 'enters value zone' as BTC price floor metric goes green again - Cointelegraph](#)
- [Illiquid supply 'going up relentlessly' — 5 things to watch in Bitcoin this week - Cointelegraph](#)
- [No regrets for NYC mayor receiving his first Bitcoin paycheck during dip - Cointelegraph](#)
- [El Salvador's president adopts McDonald's uniform for Twitter profile after bitcoin plunge - MarketWatch](#)
- [Bank of Korea Says First Phase of CBDC Test Completed Successfully - CoinDesk](#)
- [NFT marketplace bug undervalues tokens, helps exploiter nab \\$750,000 - Cointelegraph](#)
- [SEC's Gensler wants crypto exchange regulation in 2022, warns on stablecoin - Yahoo Finance](#)
- [Biden Administration to Release Executive Order on Crypto as Early as February: Report - CoinDesk](#)
- [Russian tech and political executives denounce crypto ban proposal - Cointelegraph](#)
- [Crypto and NFTs meet regulation as Turkey takes on the digital future - Cointelegraph](#)
- [Blockchain metaverse ecosystems gain traction as brands create digital experiences - Cointelegraph](#)
- [Fantom Becomes Third-Largest DeFi Protocol by Value Locked - CoinDesk](#)
- [El Salvador Purchases 410 More Bitcoins Amid Market Drop, President Bukele Says - CoinDesk](#)
- [Bitcoin Whales Stay Away Even as Technical Indicator Flashes Oversold - CoinDesk](#)
- [Cosmos Token Surges 8% Amid Airdrops, Polkadot Bridge - CoinDesk](#)



Market Update - January 24, 2022

Crypto Options

BTC ATM Implied Vol, 1m



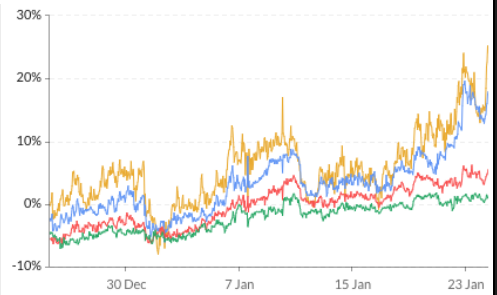
1wk ATM Vol Min: 49.6%, Max: 85.9%, Avg: 64.5%, Last: 83.5%
 1mth ATM Vol Min: 55.9%, Max: 77.5%, Avg: 67.6%, Last: 75.4%
 3mth ATM Vol Min: 64.7%, Max: 78.6%, Avg: 71.6%, Last: 73.4%
 6mth ATM Vol Min: 67.8%, Max: 80.7%, Avg: 73.5%, Last: 73.0%

ETH ATM Implied Vol, 1m



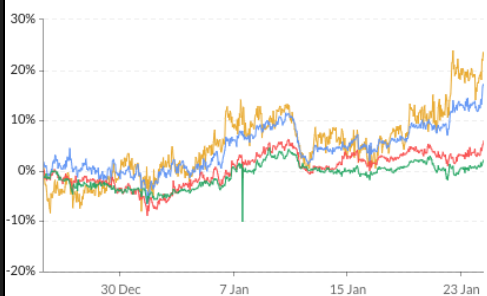
1wk ATM Vol Min: 56%, Max: 107%, Avg: 73%, Last: 106%
 1mth ATM Vol Min: 64%, Max: 94%, Avg: 77%, Last: 94%
 3mth ATM Vol Min: 74%, Max: 95%, Avg: 82%, Last: 90%
 6mth ATM Vol Min: 78%, Max: 94%, Avg: 84%, Last: 89%

BTC 25d Skew, 1m



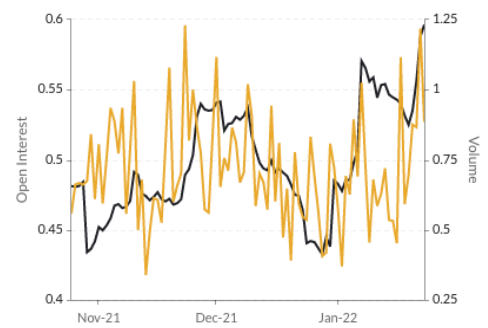
1wk 25d skew Min: -8%, Max: 25%, Avg: 6%, Last: 24%
 1mth 25d skew Min: -6%, Max: 20%, Avg: 3%, Last: 18%
 3mth 25d skew Min: -6%, Max: 6%, Avg: 0%, Last: 5%
 6mth 25d skew Min: -7%, Max: 2%, Avg: -2%, Last: 1%

ETH 25d Skew, 1m



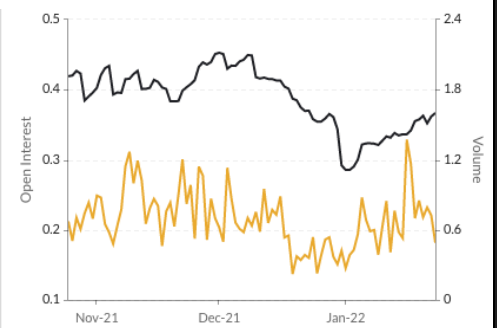
1wk 25d skew Min: -8%, Max: 24%, Avg: 5%, Last: 23%
 1mth 25d skew Min: -7%, Max: 17%, Avg: 4%, Last: 17%
 3mth 25d skew Min: -9%, Max: 6%, Avg: 0%, Last: 6%
 6mth 25d skew Min: -10%, Max: 5%, Avg: -1%, Last: 2%

BTC Put/Call Ratios, 3m



Open Interest Min: 0.43, Max: 0.60, Avg: 0.50, Last: 0.60
 Volume Min: 0.34, Max: 1.23, Avg: 0.71, Last: 0.88

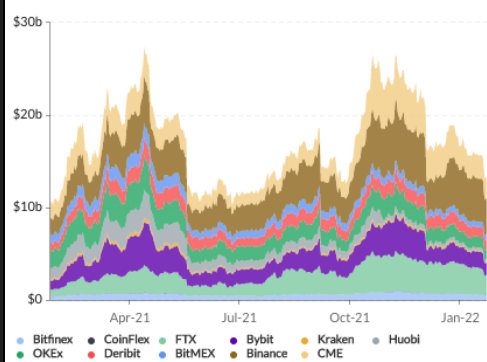
ETH Put/Call Ratios, 3m



Open Interest Min: 0.29, Max: 0.45, Avg: 0.39, Last: 0.37
 Volume Min: 0.22, Max: 1.37, Avg: 0.69, Last: 0.49

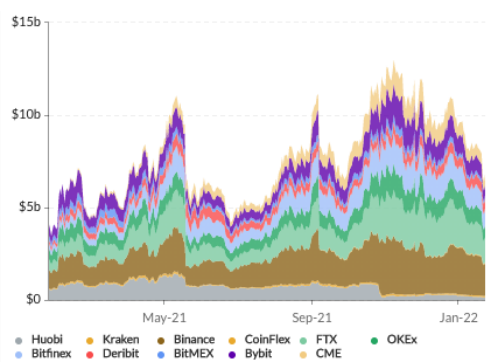
Crypto Futures

BTC Aggregate Open Interest, 1y



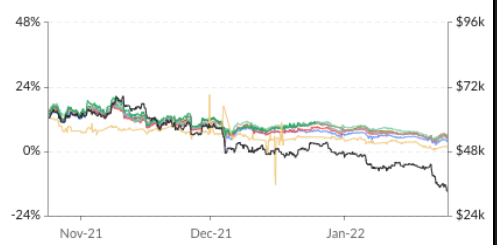
Bitfinex, CoinFlex, FTX, Bybit, Kraken, Huobi, OKEx, Deribit, BitMEX, Binance, CME

ETH Aggregate Open Interest, 1y



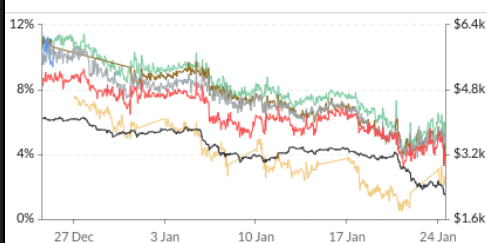
Huobi, Kraken, Binance, CoinFlex, FTX, OKEx, Bitfinex, Deribit, BitMEX, Bybit, CME

BTC Annlzd Rolling 3m Basis, 1m



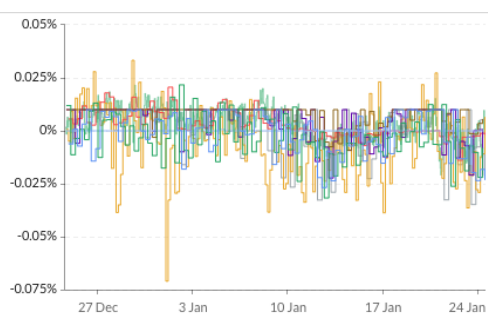
Binance Min: 3.89%, Max: 18.44%, Avg: 10.27%, Last: 5.24%
 BitMEX Min: 1.81%, Max: 17.36%, Avg: 8.81%, Last: 3.86%
 Deribit Min: 3.27%, Max: 17.25%, Avg: 9.29%, Last: 5.73%
 FTX Min: 4.24%, Max: 18.13%, Avg: 10.41%, Last: 5.88%
 Huobi Min: 3.74%, Max: 18.79%, Avg: 9.80%, Last: 4.85%
 OKEx Min: 5.83%, Max: 20.69%, Avg: 12.01%, Last: 10.50%
 CME* Min: -12.41%, Max: 21.06%, Avg: 6.03%, Last: 1.48%
 BTC Spot Index Min: \$33.09k, Max: \$68.61k, Avg: \$52.26k, Last: \$33.09k

ETH Annlzd Rolling 3m Basis, 1m



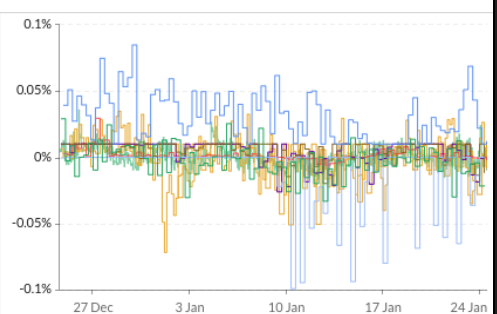
OKEx Min: 10.45%, Max: 11.30%, Avg: 10.97%, Last: 11.10%
 FTX Min: 4.13%, Max: 11.43%, Avg: 8.17%, Last: 5.23%
 Binance Min: 3.41%, Max: 11.14%, Avg: 7.12%, Last: 4.28%
 BitMEX Min: 9.42%, Max: 11.27%, Avg: 10.26%, Last: 10.74%
 Huobi Min: 3.80%, Max: 10.79%, Avg: 7.37%, Last: 5.04%
 Deribit Min: 3.13%, Max: 9.26%, Avg: 6.56%, Last: 3.72%
 CME* Min: 0.49%, Max: 7.59%, Avg: 4.11%, Last: 2.68%
 ETH Spot Index Min: \$2.19k, Max: \$4.12k, Avg: \$3.40k, Last: \$2.19k

BTC Perp Swaps Funding, 1m



FTX Avg: 0.0033% Huobi Avg: 0.0016% BitMEX Avg: -0.0011%
 Kraken Avg: -0.0059% Deribit Avg: 0.0030% Bybit Avg: 0.0039%
 Binance Avg: 0.0074% Bitfinex Avg: 0.0000% OKEx Avg: -0.0033%

ETH Perp Swaps Funding, 1m



FTX Avg: 0.0007% Huobi Avg: -0.0004% BitMEX Avg: 0.0030%
 Kraken Avg: -0.0008% Deribit Avg: 0.0016% Bybit Avg: 0.0042%
 Binance Avg: 0.0056% Bitfinex Avg: -0.0108% OKEx Avg: -0.0026%



GSR

Market Update – January 24, 2022

About GSR

GSR is a global leader in digital asset trading, market making, OTC derivatives, and investments. We operate in a culture of excellence and leverage our first-rate reputation, deep relationships and proprietary trading technology to move swiftly and capitalize on market opportunities.

GSR's experienced team brings together decades of institutional trading expertise, while our industry-leading proprietary technology stack anchors everything we do.

Our main service areas are: market making; proprietary and algorithmic trading; client execution; structured products; risk management solutions; and portfolio investments.

For more information or if we can help with anything, please see gsr.io or contact us at gsr@gsr.io.

Required Disclosures

This material is a product of the GSR Sales and Trading Department. It is not a product of a Research Department, not a research report, and not subject to all of the independence and disclosure standards applicable to research reports prepared pursuant to FINRA or CFTC research rules. This material is not independent of the Firm's proprietary interests, which may conflict with your interests. The Firm trades instruments discussed in this material for its own account. The author may have consulted with the Firm's traders and other personnel, who may have already traded based on the views expressed in this material, may trade contrary to the views expressed in this material, and may have positions in other instruments discussed herein. This material is intended only for institutional investors. Solely for purposes of the CFTC's rules and to the extent this material discusses derivatives, this material is a solicitation for entering into a derivatives transaction and should not be considered to be a derivatives research report.

This material is provided solely for informational purposes, is intended for your use only and does not constitute an offer or commitment, a solicitation of an offer or comment (except as noted for CFTC purposes), or any advice or recommendation, to enter into or conclude any transaction (whether on the indicative terms shown or otherwise), or to provide investment services in any state or country where such an offer or solicitation or provision would be illegal.

Information is based on sources considered to be reliable, but not guaranteed to be accurate or complete. Any opinions or estimates expressed herein reflect a judgment made as of the date of publication, and are subject to change without notice. Trading and investing in digital assets involves significant risks including price volatility and illiquidity and may not be suitable for all investors. GSR will not be liable whatsoever for any direct or consequential loss arising from the use of this Information. Copyright of this Information belongs to GSR. Neither this Information nor any copy thereof may be taken or rented or redistributed, directly or indirectly, without prior written permission of GSR. Not a solicitation to U.S. Entities or individuals for securities in any form. If you are such an entity, you must close this page.

Sources

CoinGecko	Santiment	DefiPulse	WoldCoinIndex.com	Yahoo
CoinMarketCap	Skew	TradingView	Investing.com	Google
		DefiLlama		