

## Crypto Leaderboard

Rank	Name	Ticker	Price	1h	24h	7d	24h Vol \$m	MC \$m	1-Year Chart
1	Bitcoin	BTC	\$44,156	1%	1%	14%	355,791	837,071	
2	Ethereum	ETH	\$3,183	1%	4%	14%	14,005	380,333	
3	Tether	USDT	\$1.00	0%	0%	0%	50,420	77,979	
4	Binance	BNB	\$424	1%	1%	10%	1,615	71,301	
5	USD//Coin	USDC	\$1.00	0%	0%	0%	2,938	51,726	
6	Ripple	XRP	\$0.89	4%	5%	42%	5,122	42,680	
7	Cardano	ADA	\$1	1%	2%	11%	1,309	38,734	
8	Solana	SOL	\$114.77	1%	2%	4%	1,912	36,419	
9	Polkadot	DOT	\$22	1%	2%	12%	852	23,767	
10	Terra	LUNA	\$56	2%	1%	8%	1,438	22,653	

## Top & Bottom Performers - Top 100 Tokens

24h		7 Days		30 Days		90 Days		365 Days	
LEO	43%	GALA	79%	LEO	92%	LEO	123%	KICK	57,647%
FLOW	15%	LEO	68%	TFUEL	27%	PRIV	83%	SHIB	36,865%
XTZ	10%	KDA	55%	SHIB	25%	CRO	43%	DREP	32,302%
GALA	9%	SHIB	52%	DCR	24%	MANA	28%	AXS	5,114%
TFUEL	-1%	UST	0%	PERP	-30%	FIL	-61%	COMP	-70%
JUNO	-2%	FRAX	0%	ICP	-32%	TEL	-62%	SNX	-78%
BTTOLD	-3%	HEART	-7%	LINK	-34%	RUNE	-62%	CTC	-79%
HEART	-4%	AR	-7%	SAFEMOON	-45%	SAFEMOON	-73%	ICP	-95%

## Category Performance

Category	1d	7d	30d	90d	365d	Ecosystem	1d	7d	30d	90d	365d
Meme	4%	39%	18%	-40%	18,496%	Polygon	0%	20%	-8%	-56%	-32%
Gaming	-1%	32%	6%	-19%	2,274%	BSC	2%	19%	-11%	-37%	246%
NFTs	1%	26%	5%	-29%	1,084%	Terra	0%	18%	-26%	-51%	14%
IoT	2%	25%	-7%	-48%	24%	Polkadot	1%	18%	-12%	-50%	112%
Privacy	0%	24%	-3%	-45%	-9%	Cosmos	1%	18%	-14%	-29%	150%
Smart Contract	1%	21%	-6%	-38%	236%	xDAI	1%	17%	-17%	-44%	35%
Dist. Computing	1%	20%	-10%	-48%	172%	Avalanche	1%	16%	3%	-34%	215%
CEXs	0%	20%	20%	9%	395%	Solana	1%	15%	-12%	0%	90%
Defi	1%	16%	-13%	-42%	24%						
DEX / B&L	2%	16%	-12%	-47%	-23%						
DAOs	1%	15%	-8%	-45%	-44%						

## Defi

### Total Value Locked, LTM, \$b

### Top TVL By Protocol, \$b

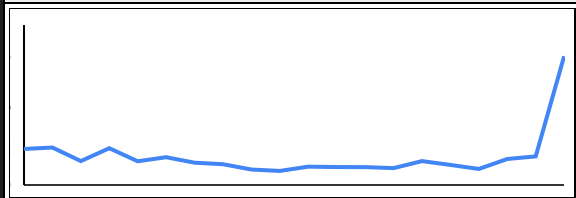
Protocol	TVL (\$b)
MKR	~16
CRV	~10
AAVE	~10
Cvx	~10
UNI	~8

### DefiPulse Index, LTM

## Trading Volume

Aggregate Volumes by Product, \$b					Top Derivatives Exchanges, \$m and bps				Top Spot Exchanges, \$m			
	1d	7d	30d	O/I	Exchange	1d Vol	O/I	Mkr	Tkr	Exchange	Score	1d Vol
Spot	53	347	1,720	n/a	Binance	58,039	11,528	2.0	4.0	Binance	9.9	17,408
Perpetuals	451	2,740	13,060	0	OKX	19,755	2,749	2.0	5.0	Coinbase	8.6	3,624
Futures	3	18	95	4	BitCoke	11,921	697	2.0	4.0	FTX	8.4	2,021
Options	1	8	38	13	Bitget	11,347	1,773	2.0	6.0	Kraken	8.0	850

### 20 Day Volume - Top 100 Tokens, \$b



### Top Volume, 1d, \$m

BTC	357,180
LINK	329,658
USDT	60,918
ETH	14,212
XRP	4,277

### Top Volume, %20d Avg

LINK	1887%
BTC	840%
LEO	565%
XTZ	236%
SHIB	207%

### Low Volume, %20d Avg

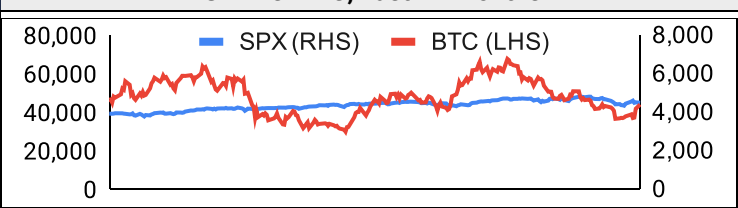
PRIV	0.00%
HBTC	4%
BTT	4%
SAFEMOON	22%
CCXX	24%

## Traditional Finance

### Global Equity Markets

	SPX	N100	FTSE	DAX	NIKKEI	HSI
1D	1%	2%	1%	2%	1%	2%
7D	-1%	0%	1%	-1%	1%	-1%
90D	-3%	-2%	3%	-6%	-7%	-7%
365D	16%	18%	17%	0%	-7%	-9%

### SPX vs. BTC, Last 12 Months



### 10-Year Treasury Yields

	US	Brazil	UK	Ger	Japan	HK
Last	1.93%	11.25%	1.45%	0.22%	0.20%	1.77%
1d Chg	-0.025	+0.049	-0.0425	-0.0405	-0.003	-0.025

### Commodities & FX

	WTI	Gas	Gold	EUR/USD	USD/JPY
Last	89	4.1	1,828	1.14	115.5
1d % Chg	-0.28%	-3.60%	-0.02%	+0.17%	-0.07%

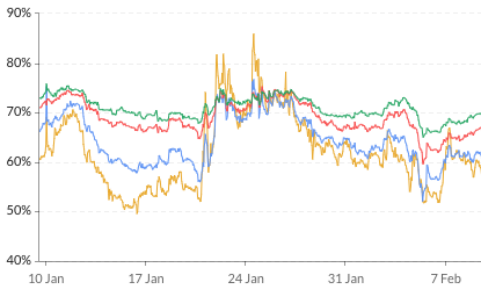
## Crypto News

- [Feds arrest a New York couple and seize \\$3.6 billion in stolen cryptocurrency - CNN](#)
- [Bitfindex hack recovery spurs crypto community responses - Cointelegraph](#)
- [Russian government and central bank agree to treat Bitcoin as currency - Cointelegraph](#)
- [Lawmakers clash over how to regulate 'stablecoins' | TheHill - The Hill](#)
- [PayPal establishes advisory council for crypto and blockchain - Cointelegraph](#)
- [Crypto.com Partners With Industry-Leading Blockchain Validator and Merchant Acquirer Worldpay From FIS to Support Global Ex](#)
- [Bitcoin Lightning Network growth capacity plateaus at 3,400 BTC - Cointelegraph](#)
- [New Alfa Romeo SUV uses NFT and blockchain to track car records - Cointelegraph](#)
- [JPMorgan estimates 'fair value' of Bitcoin at \\$38K - Cointelegraph](#)
- [Upcoming Apple iPhone feature to give merchants a way to accept crypto payments - Cointelegraph](#)
- [AssangeDAO concludes raise with \\$53M to help Julian fight for freedom - Cointelegraph](#)
- [GameStop stock up on rumors of Microsoft NFT game partnership - Cointelegraph](#)
- [Japan-based messaging app will offer trial run of native token starting in March - Cointelegraph](#)
- [Blockchain-based internet company 3air abandons Cardano for SKALE network - Cointelegraph](#)
- [New FDIC Acting Chair Says Evaluation of Crypto Risks Is a Top Priority for 2022 - CoinDesk](#)
- [Valkyrie Bitcoin Miners ETF Approved for Nasdaq Listing - CoinDesk](#)
- [Crypto Payments Firm Wirex Expands to US, Begins Distributing Crypto-Linked Visa Debit Card - CoinDesk](#)



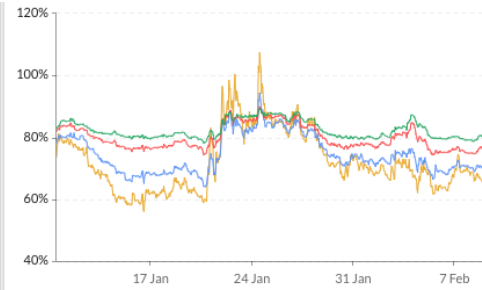
## Crypto Options

### BTC ATM Implied Vol, 1m



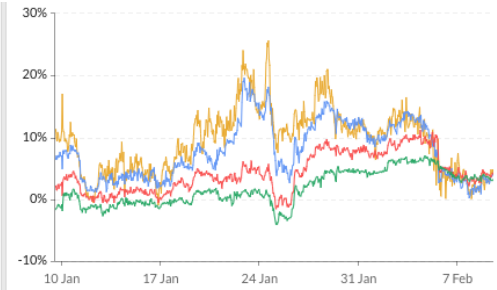
1wk ATM Vol Min: 49.6%, Max: 85.9%, Avg: 62.1%, Last: 57.6%  
 1mth ATM Vol Min: 52.1%, Max: 76.7%, Avg: 64.4%, Last: 60.7%  
 3mth ATM Vol Min: 59.6%, Max: 75.3%, Avg: 68.9%, Last: 66.5%  
 6mth ATM Vol Min: 65.0%, Max: 75.8%, Avg: 70.8%, Last: 69.5%

### ETH ATM Implied Vol, 1m



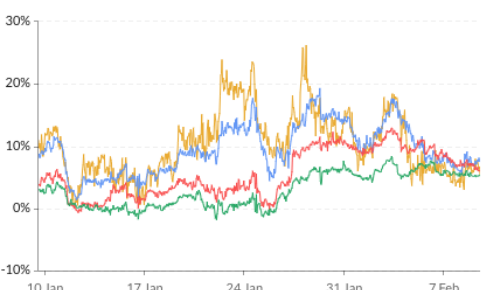
1wk ATM Vol Min: 56%, Max: 107%, Avg: 72%, Last: 64%  
 1mth ATM Vol Min: 64%, Max: 94%, Avg: 74%, Last: 69%  
 3mth ATM Vol Min: 74%, Max: 90%, Avg: 80%, Last: 76%  
 6mth ATM Vol Min: 78%, Max: 89%, Avg: 82%, Last: 80%

### BTC 25d Skew, 1m



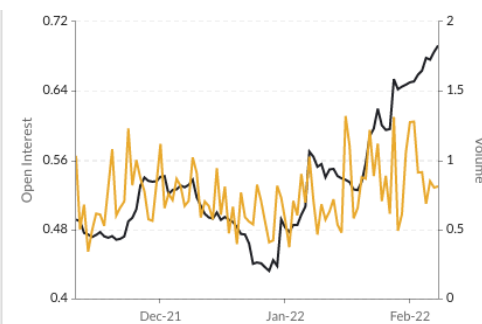
1wk 25d skew Min: -1%, Max: 26%, Avg: 9%, Last: 4%  
 1mth 25d skew Min: 0%, Max: 20%, Avg: 8%, Last: 4%  
 3mth 25d skew Min: -2%, Max: 11%, Avg: 4%, Last: 4%  
 6mth 25d skew Min: -4%, Max: 7%, Avg: 2%, Last: 3%

### ETH 25d Skew, 1m



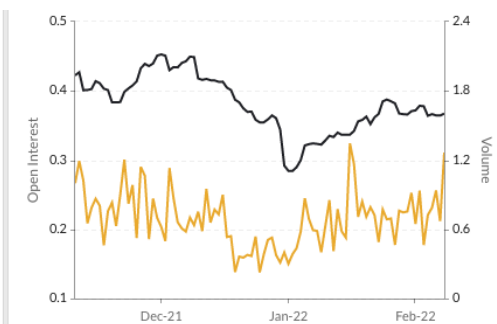
1wk 25d skew Min: 0%, Max: 26%, Avg: 10%, Last: 8%  
 1mth 25d skew Min: 1%, Max: 19%, Avg: 9%, Last: 8%  
 3mth 25d skew Min: -1%, Max: 13%, Avg: 6%, Last: 6%  
 6mth 25d skew Min: -2%, Max: 8%, Avg: 3%, Last: 5%

### BTC Put/Call Ratios, 3m



Open Interest Min: 0.43, Max: 0.69, Avg: 0.53, Last: 0.69  
 Volume Min: 0.34, Max: 1.32, Avg: 0.75, Last: 0.81

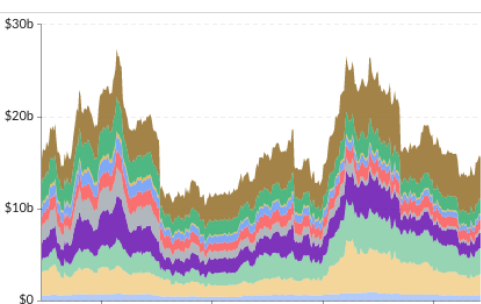
### ETH Put/Call Ratios, 3m



Open Interest Min: 0.28, Max: 0.45, Avg: 0.38, Last: 0.37  
 Volume Min: 0.23, Max: 1.35, Avg: 0.69, Last: 1.27

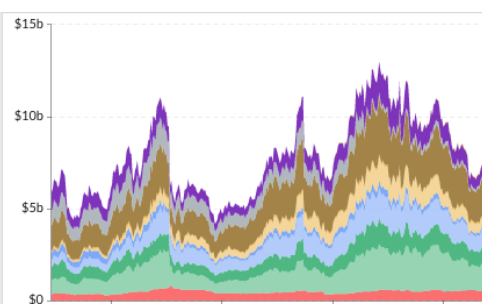
## Crypto Futures

### BTC Aggregate Open Interest, 1y



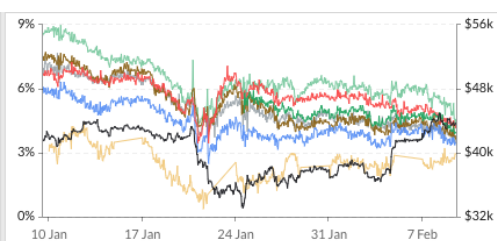
Bitfinit CME FTX Huobi Bybit  
 Deribit BIREX Kraken OKEx Binance CoinFlex

### ETH Aggregate Open Interest, 1y



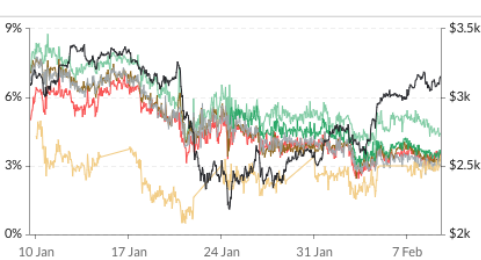
Deribit FTX OKEx Bitfinit BIREX CME  
 Kraken Binance Huobi Bybit CoinFlex

### BTC Annlzd Rolling 3m Basis, 1m



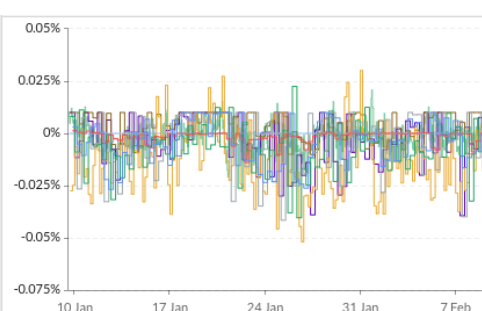
FTX Min: 4.14%, Max: 8.98%, Avg: 6.43%, Last: 4.59%  
 Huobi Min: 3.42%, Max: 7.67%, Avg: 5.19%, Last: 3.55%  
 Binance Min: 3.62%, Max: 7.72%, Avg: 5.30%, Last: 3.75%  
 BitMEX Min: 2.49%, Max: 6.32%, Avg: 4.35%, Last: 3.47%  
 Deribit Min: 3.44%, Max: 7.24%, Avg: 5.71%, Last: 4.16%  
 OKEx Min: 3.89%, Max: 5.92%, Avg: 4.83%, Last: 3.93%  
 CME\* Min: 0.37%, Max: 4.43%, Avg: 2.48%, Last: 2.93%  
 BTC Spot Index Min: \$33.09k, Max: \$44.89k, Avg: \$39.95k, Last: \$43.75k

### ETH Annlzd Rolling 3m Basis, 1m



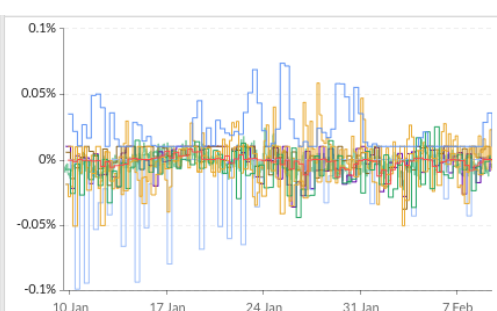
Deribit Min: 2.44%, Max: 6.96%, Avg: 4.58%, Last: 3.37%  
 FTX Min: 3.87%, Max: 8.77%, Avg: 5.87%, Last: 4.37%  
 Binance Min: 2.44%, Max: 7.72%, Avg: 4.90%, Last: 3.24%  
 Huobi Min: 2.63%, Max: 7.78%, Avg: 4.86%, Last: 2.99%  
 OKEx Min: 2.96%, Max: 5.62%, Avg: 4.24%, Last: 3.53%  
 CME\* Min: 0.49%, Max: 4.97%, Avg: 2.57%, Last: 3.47%  
 ETH Spot Index Min: \$2.18k, Max: \$3.39k, Avg: \$2.89k, Last: \$3.15k

### BTC Perp Swaps Funding, 1m



FTX Avg: -0.0014% Bybit Avg: -0.0036% Binance Avg: 0.0036%  
 Bitfinit Avg: 0.0000% Kraken Avg: -0.0128% OKEx Avg: -0.0071%  
 Huobi Avg: -0.0032% BitMEX Avg: -0.0043% Deribit Avg: -0.0015%

### ETH Perp Swaps Funding, 1m



FTX Avg: -0.0023% Bybit Avg: -0.0024% Binance Avg: 0.0015%  
 Bitfinit Avg: -0.0130% Kraken Avg: -0.0006% OKEx Avg: -0.0075%  
 Huobi Avg: -0.0044% BitMEX Avg: 0.0215% Deribit Avg: -0.0017%



# GSR

## Market Update – February 9, 2022

### About GSR

GSR is a global leader in digital asset trading, market making, OTC derivatives, and investments. We operate in a culture of excellence and leverage our first-rate reputation, deep relationships and proprietary trading technology to move swiftly and capitalize on market opportunities.

GSR's experienced team brings together decades of institutional trading expertise, while our industry-leading proprietary technology stack anchors everything we do.

Our main service areas are: market making; proprietary and algorithmic trading; client execution; structured products; risk management solutions; and portfolio investments.

For more information or if we can help with anything, please see [gsr.io](https://gsr.io) or contact us at [gsr@gsr.io](mailto:gsr@gsr.io).

### Required Disclosures

This material is a product of the GSR Sales and Trading Department. It is not a product of a Research Department, not a research report, and not subject to all of the independence and disclosure standards applicable to research reports prepared pursuant to FINRA or CFTC research rules. This material is not independent of the Firm's proprietary interests, which may conflict with your interests. The Firm trades instruments discussed in this material for its own account. The author may have consulted with the Firm's traders and other personnel, who may have already traded based on the views expressed in this material, may trade contrary to the views expressed in this material, and may have positions in other instruments discussed herein. This material is intended only for institutional investors. Solely for purposes of the CFTC's rules and to the extent this material discusses derivatives, this material is a solicitation for entering into a derivatives transaction and should not be considered to be a derivatives research report.

This material is provided solely for informational purposes, is intended for your use only and does not constitute an offer or commitment, a solicitation of an offer or comment (except as noted for CFTC purposes), or any advice or recommendation, to enter into or conclude any transaction (whether on the indicative terms shown or otherwise), or to provide investment services in any state or country where such an offer or solicitation or provision would be illegal.

Information is based on sources considered to be reliable, but not guaranteed to be accurate or complete. Any opinions or estimates expressed herein reflect a judgment made as of the date of publication, and are subject to change without notice. Trading and investing in digital assets involves significant risks including price volatility and illiquidity and may not be suitable for all investors. GSR will not be liable whatsoever for any direct or consequential loss arising from the use of this Information. Copyright of this Information belongs to GSR. Neither this Information nor any copy thereof may be taken or rented or redistributed, directly or indirectly, without prior written permission of GSR. Not a solicitation to U.S. Entities or individuals for securities in any form. If you are such an entity, you must close this page.

### Sources

CoinGecko	Santiment	DefiPulse	WoldCoinIndex.com	Yahoo
CoinMarketCap	Skew	TradingView	Investing.com	Google
		DefiLlama		