

Crypto Leaderboard

Rank	Name	Ticker	Price	1h	24h	7d	24h Vol \$m	MC \$m	1-Year Chart
1	Bitcoin	BTC	\$42,840	0%	1%	4%	23,037	813,648	
2	Ethereum	ETH	\$3,019	-1%	2%	9%	16,017	362,564	
3	Tether	USDT	\$1.00	0%	0%	0%	53,829	80,840	
4	Binance	BNB	\$408	-1%	1%	6%	1,271	68,534	
5	USD//Coin	USDC	\$1.00	0%	0%	0%	3,555	52,354	
6	Ripple	XRP	\$0.83	0%	1%	5%	3,151	40,028	
7	Cardano	ADA	\$1	-1%	14%	37%	3,429	36,688	
8	Terra	LUNA	\$92.68	-1%	-2%	4%	1,420	33,382	
9	Solana	SOL	\$99.53	0%	8%	13%	2,227	32,134	
10	Avalanche	AVAX	\$86	-1%	1%	16%	1,041	22,904	

Top & Bottom Performers - Top 100 Tokens

24h		7 Days		30 Days		90 Days		365 Days	
AXS	20%	ETC	59%	WAVES	243%	WAVES	93%	SHIB	60,546%
ADA	14%	APE	57%	RUNE	126%	LEO	67%	KICK	25,449%
DOGE	11%	LRC	49%	CTC	76%	ETC	15%	DREP	9,339%
MINA	8%	MINA	38%	ZEC	73%	FTT	10%	AXS	1,569%
DASH	-6%	GRT	-7%	HEX	-11%	SUSHI	-55%	FLOW	-76%
ETC	-8%	OSMO	-9%	PERP	-15%	HEX	-57%	SUSHI	-76%
LRC	-10%	OMI	-20%	CCXX	-41%	SAFEMOON	-62%	FIL	-78%
XRD	-11%	JUNO	-25%	SAFEMOON	-60%	PRIV	-78%	ICP	-96%

Category Performance

Category	1d	7d	30d	90d	365d	Ecosystem	1d	7d	30d	90d	365d
Smart Contract	-1%	16%	28%	-22%	81%	Solana	0%	15%	33%	-28%	-46%
Gaming	5%	16%	11%	-36%	580%	Polkadot	-1%	14%	19%	-23%	7%
Privacy	-1%	15%	31%	-18%	-22%	Polygon	-1%	10%	19%	-36%	-53%
IoT	2%	15%	14%	-38%	-47%	xDAI	0%	9%	7%	-28%	25%
Meme	2%	13%	0%	-30%	30,354%	BSC	-1%	9%	19%	-24%	15%
Dist. Computing	-1%	12%	5%	-39%	-9%	Cosmos	-1%	9%	30%	-39%	-19%
DEX / B&L	-1%	10%	24%	-32%	-37%	Avalanche	0%	4%	7%	-24%	111%
DAOs	-1%	10%	16%	-33%	-49%	Terra	-1%	-1%	33%	-13%	115%
NFTs	2%	8%	5%	-37%	212%						
Defi	0%	7%	22%	-31%	-2%						
CEXs	0%	3%	6%	-4%	123%						

Defi

Total Value Locked, LTM, \$b

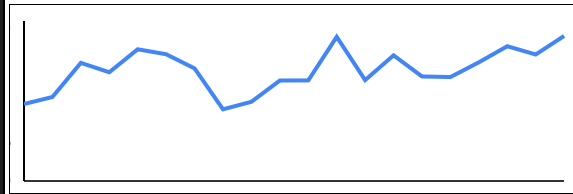
Top TVL By Protocol, \$b

DefiPulse Index, LTM

Trading Volume

Aggregate Volumes by Product, \$b					Top Derivatives Exchanges, \$m and bps				Top Spot Exchanges, \$m			
	1d	7d	30d	O/I	Exchange	1d Vol	O/I	Mkr	Tkr	Exchange	Score	1d Vol
Spot	58	344	1,460	n/a	Binance	55,880	14,225	2.0	4.0	Binance	9.9	19,203
Perpetuals	110	704	10,510	30	OKX	17,474	1,676	2.0	5.0	Coinbase	8.5	4,195
Futures	2	10	41	2	CoinTiger	10,864	7,465	0.0	0.0	FTX	8.3	1,984
Options	0	0	17	0	Bybit	9,119	3,643	-2.5	7.5	Kraken	7.9	982

20 Day Volume - Top 100 Tokens, \$b



Top Volume, 1d, \$m

USDT	78,105
BTC	29,452
ETH	18,082
BUSD	6,521
ADA	4,531

Top Volume, %20d Avg

BNT	632%
CTC	547%
DOGE	384%
AXS	365%
ADA	362%

Low Volume, %20d Avg

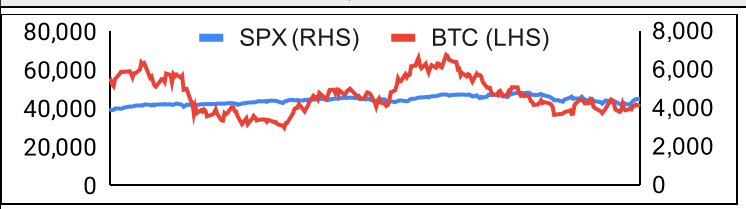
PRIV	0%
PAX	39%
HBTC	53%
SAFEMOON	55%
RUNE	59%

Traditional Finance

Global Equity Markets

	SPX	N100	FTSE	DAX	NIKKEI	HSI
1D	-1%	0%	0%	0%	0%	-1%
7D	1%	1%	1%	-2%	5%	5%
90D	-7%	-6%	1%	-14%	-2%	-2%
365D	15%	8%	11%	-12%	-2%	-15%

SPX vs. BTC, Last 12 Months



10-Year Treasury Yields

	US	Brazil	UK	Ger	Japan	HK
Last	2.37%	11.71%	1.68%	0.51%	0.23%	2.10%
1d Chg	+0.045	-0.051	+0.0485	+0.0330	-0.001	-0.051

Commodities & FX

	WTI	Gas	Gold	EUR/USD	USD/JPY
Last	115	5.2	1,948	1.10	121.7
1d % Chg	-0.25%	-0.54%	+0.57%	-0.24%	+0.47%

Crypto News

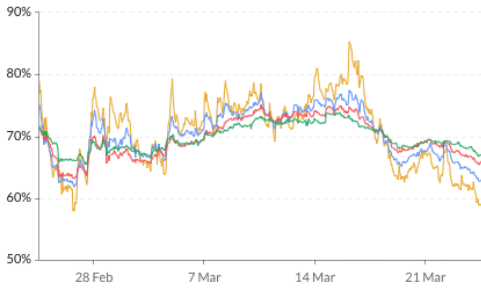
- [BTC price almost clears \\$43.5K with Terra \\$125M Bitcoin buy-ins gathering pace - Cointelegraph](#)
- [Home builder Privium tried to avoid going broke with \\$3million cryptocurrency bet - Daily Mail](#)
- [BlackRock's Fink says Russia-Ukraine crisis could accelerate digital currencies - Reuters](#)
- [ANZ becomes first Australian bank to mint stablecoin - Reuters.com](#)
- [Bored Ape Yacht Club's New Metaverse Shows NFTs Are Evolving - CNET](#)
- [US Senate to Consider Bill Examining El Salvador's Bitcoin Experiment - CoinDesk](#)
- [Bitcoin's Correlation With S&P 500 Reaches 17-Month High - Decrypt](#)
- [Bitcoin is 'not regulated' — Honduras' central bank pushes back against legal tender rumors - Cointelegraph](#)
- [Almost half of Germans to invest in crypto: Report - Cointelegraph](#)
- [Stargate Finance attracts \\$1.9B in six days - Cointelegraph](#)
- [SEC scores a minor victory in legal dispute with Ripple Labs - Cointelegraph](#)
- [Crypto trading in rubles falls even as ECB warns again on sanctions - Cointelegraph](#)
- [GameStop NFT Marketplace now live and powered by Loopring L2 - Cointelegraph](#)
- [Riot Blockchain's COO to Exit After One Year - CoinDesk](#)
- [Visa's Crypto Product Lead Leaves for Payments Startup - CoinDesk](#)
- [EU Set to Experiment With Blockchain-Based Stock, Bond and Fund Trading - CoinDesk](#)
- [BIS partners with four central banks to develop multi-CBDC platform prototypes - TheBlock](#)



Market Update - March 24, 2022

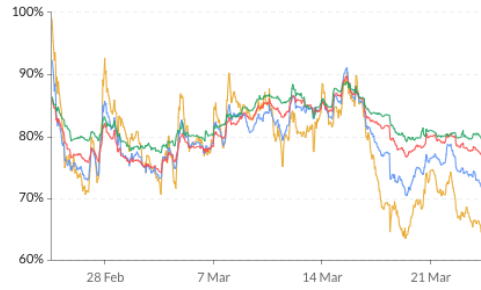
Crypto Options

BTC ATM Implied Vol, 1m



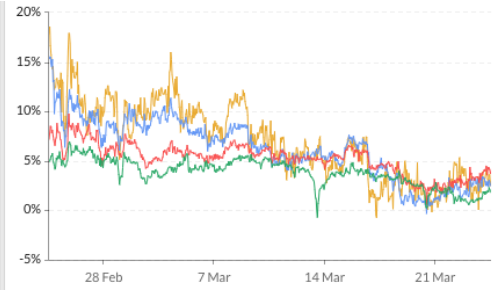
1wk ATM Vol Min: 57.9%, Max: 85.3%, Avg: 70.6%, Last: 59.0%
 1mth ATM Vol Min: 61.8%, Max: 77.5%, Avg: 70.2%, Last: 62.9%
 3mth ATM Vol Min: 63.2%, Max: 75.2%, Avg: 69.7%, Last: 66.0%
 6mth ATM Vol Min: 65.5%, Max: 73.9%, Avg: 69.8%, Last: 67.0%

ETH ATM Implied Vol, 1m



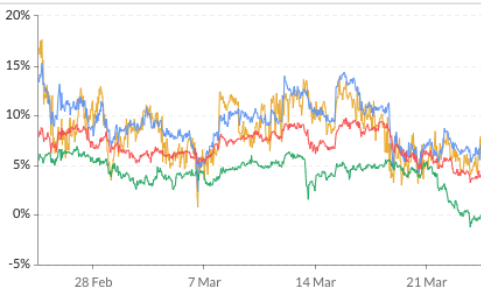
1wk ATM Vol Min: 63%, Max: 99%, Avg: 78%, Last: 64%
 1mth ATM Vol Min: 70%, Max: 92%, Avg: 79%, Last: 72%
 3mth ATM Vol Min: 74%, Max: 90%, Avg: 81%, Last: 77%
 6mth ATM Vol Min: 77%, Max: 89%, Avg: 82%, Last: 80%

BTC 25d Skew, 1m



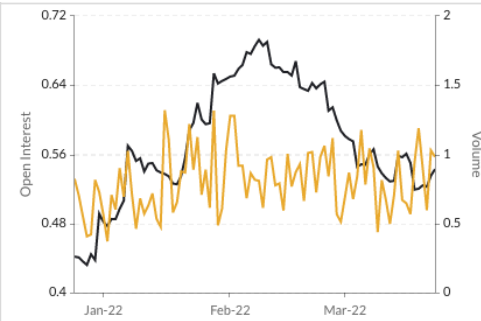
1wk 25d skew Min: -1%, Max: 19%, Avg: 7%, Last: 3%
 1mth 25d skew Min: 0%, Max: 16%, Avg: 6%, Last: 2%
 3mth 25d skew Min: 1%, Max: 10%, Avg: 5%, Last: 4%
 6mth 25d skew Min: -1%, Max: 7%, Avg: 4%, Last: 2%

ETH 25d Skew, 1m



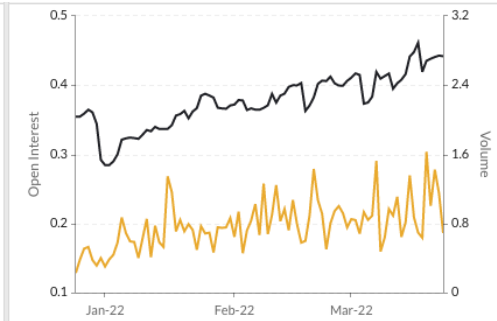
1wk 25d skew Min: 1%, Max: 18%, Avg: 8%, Last: 7%
 1mth 25d skew Min: 2%, Max: 15%, Avg: 9%, Last: 6%
 3mth 25d skew Min: 3%, Max: 10%, Avg: 7%, Last: 4%
 6mth 25d skew Min: -1%, Max: 7%, Avg: 4%, Last: -1%

BTC Put/Call Ratios, 3m



Open Interest Min: 0.43, Max: 0.69, Avg: 0.58, Last: 0.54
 Volume Min: 0.37, Max: 1.32, Avg: 0.80, Last: 0.98

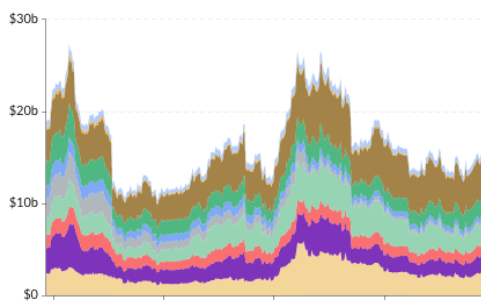
ETH Put/Call Ratios, 3m



Open Interest Min: 0.28, Max: 0.46, Avg: 0.38, Last: 0.44
 Volume Min: 0.23, Max: 1.63, Avg: 0.78, Last: 0.69

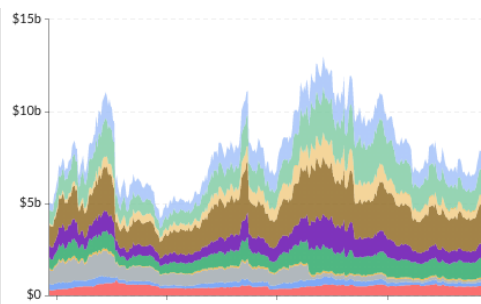
Crypto Futures

BTC Aggregate Open Interest, 1y



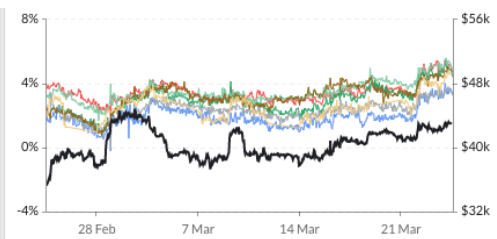
CoinFlex, CME, Bybit, Deribit, FTX, Huobi, BitMEX, OKEx, Binance, Kraken, Bitfinex

ETH Aggregate Open Interest, 1y



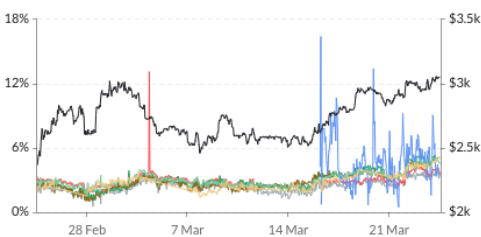
Deribit, BitMEX, Huobi, Kraken, OKEx, Binance, CME, CoinFlex, FTX, Bitfinex, Bybit

BTC Annlzd Rolling 3m Basis, 1m



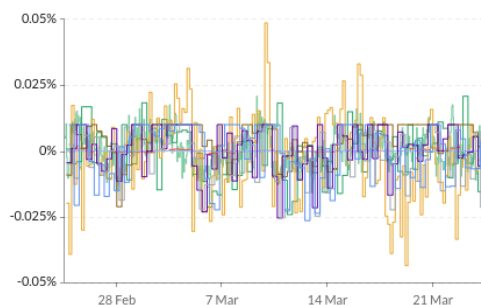
BitMEX Min: -0.22%, Max: 4.02%, Avg: 1.91%, Last: 3.28%
 Deribit Min: 1.59%, Max: 5.45%, Avg: 3.44%, Last: 4.72%
 OKEx Min: 0.72%, Max: 5.22%, Avg: 2.93%, Last: 4.42%
 FTX Min: 1.68%, Max: 5.60%, Avg: 3.50%, Last: 4.99%
 Huobi Min: -0.04%, Max: 3.80%, Avg: 2.33%, Last: 3.33%
 Binance Min: 0.77%, Max: 5.05%, Avg: 3.15%, Last: 4.93%
 CME* Min: 0.97%, Max: 4.83%, Avg: 2.62%, Last: 4.62%
 BTC Spot Index Min: \$35.26k, Max: \$44.84k, Avg: \$40.36k, Last: \$42.96k

ETH Annlzd Rolling 3m Basis, 1m



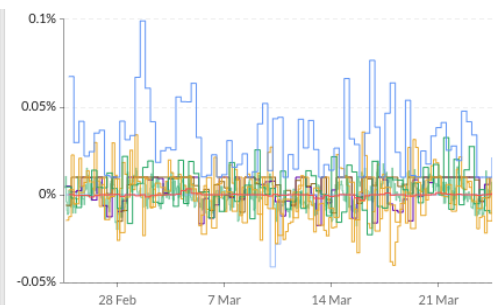
Huobi Min: 0.59%, Max: 3.84%, Avg: 2.38%, Last: 3.36%
 Deribit Min: 1.85%, Max: 13.12%, Avg: 2.90%, Last: 3.58%
 OKEx Min: 1.13%, Max: 5.38%, Avg: 2.95%, Last: 5.09%
 Binance Min: 1.02%, Max: 5.11%, Avg: 2.82%, Last: 4.77%
 BitMEX Min: 0.51%, Max: 16.39%, Avg: 4.77%, Last: 3.16%
 FTX Min: 1.63%, Max: 5.13%, Avg: 3.01%, Last: 4.56%
 CME* Min: 1.42%, Max: 5.19%, Avg: 2.82%, Last: 5.16%
 ETH Spot Index Min: \$2.37k, Max: \$3.06k, Avg: \$2.74k, Last: \$3.05k

BTC Perp Swaps Funding, 1m



BitMEX Avg: -0.0008% OKEx Avg: -0.0009% Deribit Avg: 0.0000%
 Kraken Avg: -0.0022% FTX Avg: 0.0001% Bitfinex Avg: 0%
 Binance Avg: 0.0044% Bybit Avg: 0.0008% Huobi Avg: -0.0023%

ETH Perp Swaps Funding, 1m



FTX Avg: 0.0003% Bybit Avg: 0.0035% Binance Avg: 0.0062%
 Bitfinex Avg: -0.0008% Kraken Avg: 0.0006% OKEx Avg: 0.0032%
 Huobi Avg: -0.0002% BitMEX Avg: 0.0030% Deribit Avg: -0.0001%



Market Update – March 24, 2022

About GSR

GSR is a global leader in digital asset trading, market making, OTC derivatives, and investments. We operate in a culture of excellence and leverage our first-rate reputation, deep relationships and proprietary trading technology to move swiftly and capitalize on market opportunities.

GSR's experienced team brings together decades of institutional trading expertise, while our industry-leading proprietary technology stack anchors everything we do.

Our main service areas are: market making; proprietary and algorithmic trading; client execution; structured products; risk management solutions; and portfolio investments.

For more information or if we can help with anything, please see gsr.io or contact us at gsr@gsr.io.

Required Disclosures

This material is a product of the GSR Sales and Trading Department. It is not a product of a Research Department, not a research report, and not subject to all of the independence and disclosure standards applicable to research reports prepared pursuant to FINRA or CFTC research rules. This material is not independent of the Firm's proprietary interests, which may conflict with your interests. The Firm trades instruments discussed in this material for its own account. The author may have consulted with the Firm's traders and other personnel, who may have already traded based on the views expressed in this material, may trade contrary to the views expressed in this material, and may have positions in other instruments discussed herein. This material is intended only for institutional investors. Solely for purposes of the CFTC's rules and to the extent this material discusses derivatives, this material is a solicitation for entering into a derivatives transaction and should not be considered to be a derivatives research report.

This material is provided solely for informational purposes, is intended for your use only and does not constitute an offer or commitment, a solicitation of an offer or comment (except as noted for CFTC purposes), or any advice or recommendation, to enter into or conclude any transaction (whether on the indicative terms shown or otherwise), or to provide investment services in any state or country where such an offer or solicitation or provision would be illegal.

Information is based on sources considered to be reliable, but not guaranteed to be accurate or complete. Any opinions or estimates expressed herein reflect a judgment made as of the date of publication, and are subject to change without notice. Trading and investing in digital assets involves significant risks including price volatility and illiquidity and may not be suitable for all investors. GSR will not be liable whatsoever for any direct or consequential loss arising from the use of this Information. Copyright of this Information belongs to GSR. Neither this Information nor any copy thereof may be taken or rented or redistributed, directly or indirectly, without prior written permission of GSR. Not a solicitation to U.S. Entities or individuals for securities in any form. If you are such an entity, you must close this page.

Sources

CoinGecko	Santiment	DefiPulse	WoldCoinIndex.com	Yahoo
CoinMarketCap	Skew	TradingView	Investing.com	Google
		DefiLlama		