

Crypto Leaderboard

Rank	Name	Ticker	Price	1h	24h	7d	24h Vol \$m	MC \$m	1-Year Chart
1	Bitcoin	BTC	\$47,158	0%	0%	10%	23,409	897,831	
2	Ethereum	ETH	\$3,402	0%	1%	12%	13,481	410,287	
3	Tether	USDT	\$1.00	0%	0%	0%	62,628	81,823	
4	Binance	BNB	\$446	0%	2%	9%	2,121	74,980	
5	USD//Coin	USDC	\$1.00	-1%	0%	0%	3,576	52,018	
6	Ripple	XRP	\$0.86	-1%	-1%	3%	2,208	41,535	
7	Solana	SOL	\$126.82	0%	11%	34%	3,450	41,303	
8	Cardano	ADA	\$1.21	0%	2%	9%	1,396	38,771	
9	Terra	LUNA	\$107.73	0%	1%	13%	2,348	38,228	
10	Avalanche	AVAX	\$99	0%	7%	15%	2,072	26,595	

Top & Bottom Performers - Top 100 Tokens

24h		7 Days		30 Days		90 Days		365 Days	
ZIL	20%	ZIL	293%	ZIL	345%	WAVES	281%	SHIB	45,981%
GMT	18%	GMT	214%	WAVES	218%	ZIL	161%	KICK	7,752%
SNX	14%	WAVES	74%	RUNE	126%	PRIV	87%	AXS	1,057%
SOL	11%	VET	49%	SNX	71%	RUNE	82%	HEX	784%
APE	-2%	LEO	-2%	LEO	0%	HEX	-44%	GRT	-70%
FXS	-2%	XRD	-4%	MANA	-2%	CTC	-45%	CTC	-80%
AAVE	-3%	JUNO	-13%	CTC	-4%	SUSHI	-48%	FIL	-86%
CHZ	-5%	HEART	-17%	SAFEMOON	-54%	SAFEMOON	-71%	ICP	-95%

Category Performance

Category	1d	7d	30d	90d	365d	Ecosystem	1d	7d	30d	90d	365d
IoT	1%	37%	45%	-8%	-33%	xDAI	3%	21%	24%	-12%	-47%
Smart Contract	3%	35%	52%	18%	88%	BSC	7%	20%	32%	-4%	3%
DEX / B&L	4%	24%	46%	-5%	-34%	Solana	4%	20%	50%	-16%	-55%
Defi	3%	23%	33%	-8%	%	Polkadot	3%	16%	33%	10%	50%
DAOs	3%	22%	28%	-13%	-53%	Polygon	3%	16%	23%	-1%	18%
Dist. Computing	6%	21%	24%	-17%	-35%	Cosmos	2%	15%	29%	-25%	-17%
NFTs	5%	13%	14%	-28%	217%	Terra	0%	10%	3%	-6%	200%
Meme	2%	9%	6%	-16%	23,076%	Avalanche	2%	7%	8%	-5%	123%
Privacy	2%	9%	32%	3%	-23%						
CEXs	1%	7%	8%	5%	90%						
Gaming	4%	4%	11%	-23%	400%						

Defi

Total Value Locked, LTM, \$b

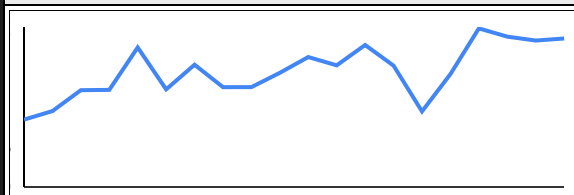
Top TVL By Protocol, \$b

DefiPulse Index, LTM

Trading Volume

Aggregate Volumes by Product, \$b					Top Derivatives Exchanges, \$m and bps				Top Spot Exchanges, \$m			
	1d	7d	30d	O/I	Exchange	1d Vol	O/I	Mkr	Tkr	Exchange	Score	1d Vol
Spot	74	423	1,610	n/a	Binance	61,268	17,140	2.0	4.0	Binance	9.9	25,506
Perpetuals	127	765	7,550	38	OKX	14,804	1,614	2.0	5.0	Coinbase	8.4	3,461
Futures	1	11	36	1	CoinTiger	10,395	8,271	0.0	0.0	FTX	8.2	2,012
Options	0	0	10	0	Bybit	7,830	4,204	-2.5	7.5	Kraken	7.8	939

20 Day Volume - Top 100 Tokens, \$b



Top Volume, 1d, \$m

USDT	82,264
BTC	28,957
ETH	14,455
ZIL	7,401
BUSD	6,142

Top Volume, %20d Avg

ZIL	659%
TFUEL	469%
PRIV	295%
KLAY	271%
SUSHI	270%

Low Volume, %20d Avg

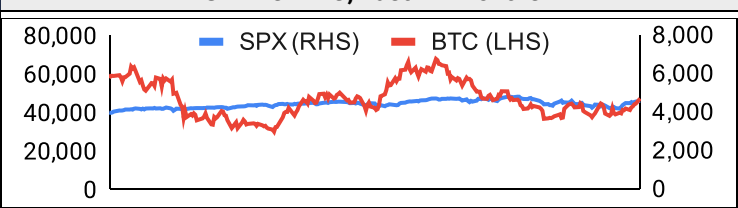
PAX	23%
CTC	42%
BTG	48%
OKB	54%
CELO	63%

Traditional Finance

Global Equity Markets

	SPX	N100	FTSE	DAX	NIKKEI	HSI
1D	-1%	-1%	0%	0%	-1%	-1%
7D	2%	1%	1%	3%	-1%	0%
90D	-3%	-6%	2%	-10%	-5%	-5%
365D	16%	7%	13%	-11%	-5%	-18%

SPX vs. BTC, Last 12 Months



10-Year Treasury Yields

	US	Brazil	UK	Ger	Japan	HK
Last	2.34%	11.30%	1.63%	0.58%	0.21%	2.04%
1d Chg	-0.022	-0.05	-0.032	-0.073	-0.009	-0.051

Commodities & FX

	WTI	Gas	Gold	EUR/USD	USD/JPY
Last	102	5.6	1,932	1.11	121.7
1d % Chg	-5.51%	-0.27%	-0.09%	-0.49%	-0.06%

Crypto News

- [Bengal Energy to mine Bitcoin using stranded gas wells in Australian outback - Cointelegraph](#)
- [Cryptocurrency Startup Helium Is a Unicorn, Changes Name to Nova Labs - Bloomberg](#)
- [Crypto ownership among Norwegian women doubles, mirroring global trends - Cointelegraph](#)
- [Quantum computers are many years away from cracking crypto: MIT Tech Review - Cointelegraph](#)
- [Ted Cruz introduces companion to Emmer's bill to exclude Fed retail CBDC issue - Cointelegraph](#)
- [Omnichain developer LayerZero Labs raises \\$135M - Cointelegraph](#)
- [Crypto Firms Weigh Options as UK Registration Deadline Looms - CoinDesk](#)
- [Crypto Exchange Blockchain.com Hits \\$14B Valuation in Lightspeed-Led Funding Round: Report - CoinDesk](#)
- [Bitcoiner Bruce Fenton Confirms He's Running for New Hampshire Senate Seat - CoinDesk](#)
- [EU's MiCA Bill to Enter Next Phase of Negotiations on Thursday - CoinDesk](#)
- [Lawmakers Want Unregulated Crypto Firms Out of the EU - CoinDesk](#)
- [A16z, FTX and Sequoia Lead \\$135M Round for LayerZero at \\$1B Valuation - CoinDesk](#)
- [Women-Led DAO Tackles \(Lack of\) Gender Diversity in Crypto - CoinDesk](#)
- [Inside the Ukrainian Crypto Startup Waging Cyberwar on Russia - CoinDesk](#)
- [Washington state passes bill aiming to expand local blockchain adoption - Cointelegraph](#)
- [Aave v3 launch triggers 50% rally from long-term descending channel pattern - Cointelegraph](#)
- [How a Post-Merge Ethereum Could Attract Institutional Investment - CoinDesk](#)



Market Update - March 31, 2022

Crypto Options

BTC ATM Implied Vol, 1m



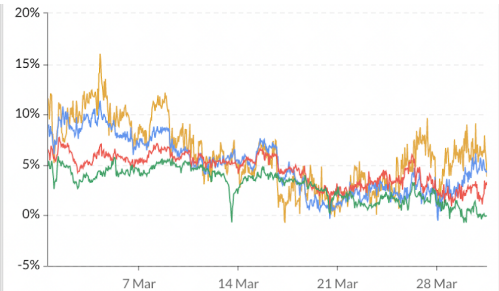
1m ATM Vol Min: 57.6%, Max: 77.5%, Avg: 68.3%, Last: 57.9%
 3m ATM Vol Min: 60.4%, Max: 75.2%, Avg: 68.5%, Last: 61.5%
 6m ATM Vol Min: 62.6%, Max: 73.9%, Avg: 68.8%, Last: 64.4%
 1wk ATM Vol Min: 51.8%, Max: 85.3%, Avg: 67.9%, Last: 52.8%

ETH ATM Implied Vol, 1m



1m ATM Vol Min: 59%, Max: 90%, Avg: 74%, Last: 61%
 3m ATM Vol Min: 64%, Max: 91%, Avg: 77%, Last: 67%
 6m ATM Vol Min: 70%, Max: 90%, Avg: 79%, Last: 72%
 1wk ATM Vol Min: 74%, Max: 89%, Avg: 81%, Last: 77%

BTC 25d Skew, 1m



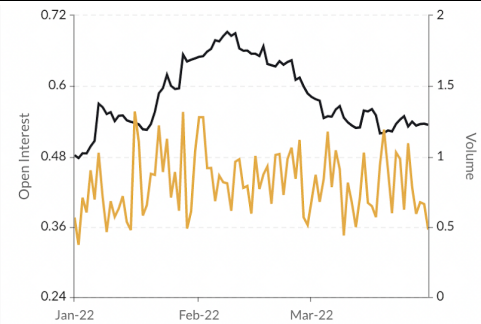
1wk 25d skew Min: -1%, Max: 16%, Avg: 6%, Last: 4%
 1m 25d skew Min: -1%, Max: 11%, Avg: 5%, Last: 4%
 3m 25d skew Min: 1%, Max: 8%, Avg: 4%, Last: 3%
 6m 25d skew Min: -1%, Max: 6%, Avg: 3%, Last: 0%

ETH 25d Skew, 1m



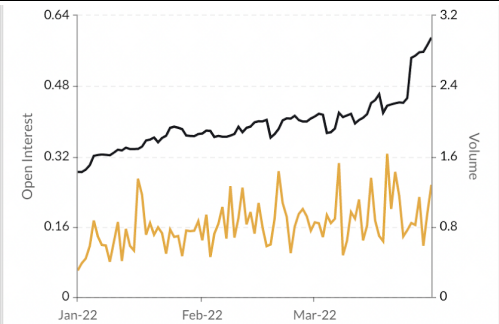
1wk 25d skew Min: 0%, Max: 14%, Avg: 7%, Last: 3%
 1m 25d skew Min: 2%, Max: 14%, Avg: 8%, Last: 7%
 3m 25d skew Min: 2%, Max: 10%, Avg: 6%, Last: 4%
 6m 25d skew Min: -1%, Max: 6%, Avg: 3%, Last: 1%

BTC Put/Call Ratios, 3m



Open Interest Min: 0.48, Max: 0.69, Avg: 0.58, Last: 0.53
 Volume Min: 0.37, Max: 1.32, Avg: 0.81, Last: 0.48

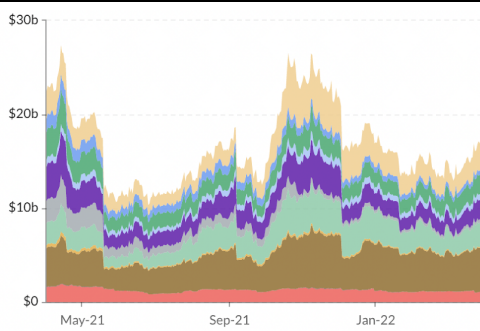
ETH Put/Call Ratios, 3m



Open Interest Min: 0.28, Max: 0.59, Avg: 0.39, Last: 0.59
 Volume Min: 0.30, Max: 1.63, Avg: 0.82, Last: 1.28

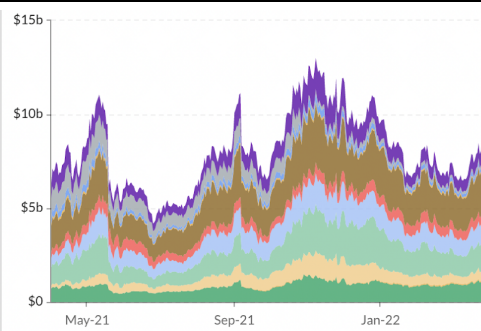
Crypto Futures

BTC Aggregate Open Interest, 1y



Deribit, CoinFlex, Binance, Kraken, FTX, Huobi, Bybit, Bitfinex, OKEx, BitMEX

ETH Aggregate Open Interest, 1y



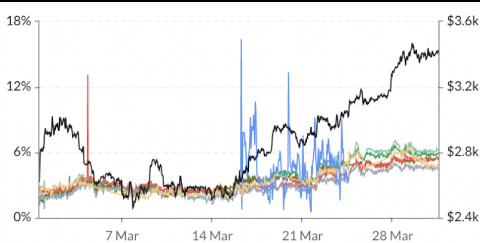
OKEx, CoinFlex, CME, FTX, Bitfinex, Deribit, Binance, Kraken, BitMEX, Huobi, Bybit

BTC Annlzd Rolling 3m Basis, 1m



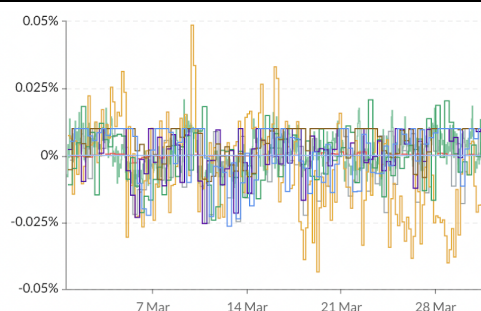
BitMEX Min: -0.22%, Max: 4.86%, Avg: 2.45%, Last: 4.31%
 Deribit Min: -1.59%, Max: 5.72%, Avg: 3.86%, Last: 5.55%
 Binance Min: 1.09%, Max: 5.26%, Avg: 3.65%, Last: 5.26%
 Huobi Min: -0.04%, Max: 4.83%, Avg: 2.83%, Last: 4.21%
 OKEx Min: 0.72%, Max: 5.89%, Avg: 3.60%, Last: 5.66%
 FTX Min: 2.14%, Max: 6.26%, Avg: 4.07%, Last: 6.04%
 CME* Min: 1.22%, Max: 6.12%, Avg: 3.15%, Last: 4.59%
 BTC Spot Index Min: \$37.30k, Max: \$47.96k, Avg: \$41.86k, Last: \$47.41k

ETH Annlzd Rolling 3m Basis, 1m



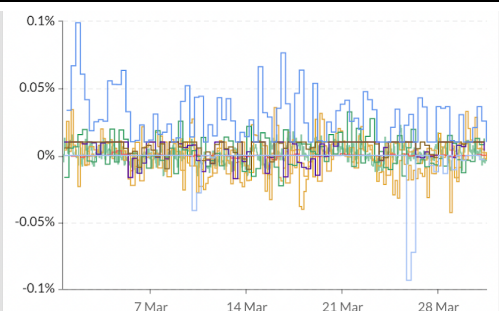
FTX Min: 1.63%, Max: 7.10%, Avg: 3.79%, Last: 6.16%
 OKEx Min: 1.13%, Max: 6.61%, Avg: 3.71%, Last: 5.92%
 Binance Min: 1.31%, Max: 5.76%, Avg: 3.41%, Last: 5.30%
 Deribit Min: 1.89%, Max: 13.12%, Avg: 3.43%, Last: 5.45%
 Huobi Min: 0.77%, Max: 5.12%, Avg: 2.92%, Last: 4.41%
 BitMEX Min: 0.51%, Max: 16.39%, Avg: 4.77%, Last: 3.16%
 CME* Min: 1.42%, Max: 6.46%, Avg: 3.44%, Last: 4.99%
 ETH Spot Index Min: \$2.46k, Max: \$3.47k, Avg: \$2.87k, Last: \$3.43k

BTC Perp Swaps Funding, 1m



FTX Avg: 0.0009%, Huobi Avg: -0.0015%, BitMEX Avg: 0.0015%
 Kraken Avg: -0.0055%, Deribit Avg: 0.0000%, OKEx Avg: -0.0007%
 Bybit Avg: 0.0021%, Binance Avg: 0.0054%, Bitfinex Avg: 0%

ETH Perp Swaps Funding, 1m



FTX Avg: 0.0009%, Huobi Avg: 0.0005%, BitMEX Avg: 0.00289%
 Kraken Avg: -0.0012%, Deribit Avg: 0.0000%, OKEx Avg: 0.0025%
 Bybit Avg: 0.0044%, Binance Avg: 0.0070%, Bitfinex Avg: -0.0031%



Market Update – March 31, 2022

About GSR

GSR is a global leader in digital asset trading, market making, OTC derivatives, and investments. We operate in a culture of excellence and leverage our first-rate reputation, deep relationships and proprietary trading technology to move swiftly and capitalize on market opportunities.

GSR's experienced team brings together decades of institutional trading expertise, while our industry-leading proprietary technology stack anchors everything we do.

Our main service areas are: market making; proprietary and algorithmic trading; client execution; structured products; risk management solutions; and portfolio investments.

For more information or if we can help with anything, please see gsr.io or contact us at gsr@gsr.io.

Required Disclosures

This material is a product of the GSR Sales and Trading Department. It is not a product of a Research Department, not a research report, and not subject to all of the independence and disclosure standards applicable to research reports prepared pursuant to FINRA or CFTC research rules. This material is not independent of the Firm's proprietary interests, which may conflict with your interests. The Firm trades instruments discussed in this material for its own account. The author may have consulted with the Firm's traders and other personnel, who may have already traded based on the views expressed in this material, may trade contrary to the views expressed in this material, and may have positions in other instruments discussed herein. This material is intended only for institutional investors. Solely for purposes of the CFTC's rules and to the extent this material discusses derivatives, this material is a solicitation for entering into a derivatives transaction and should not be considered to be a derivatives research report.

This material is provided solely for informational purposes, is intended for your use only and does not constitute an offer or commitment, a solicitation of an offer or comment (except as noted for CFTC purposes), or any advice or recommendation, to enter into or conclude any transaction (whether on the indicative terms shown or otherwise), or to provide investment services in any state or country where such an offer or solicitation or provision would be illegal.

Information is based on sources considered to be reliable, but not guaranteed to be accurate or complete. Any opinions or estimates expressed herein reflect a judgment made as of the date of publication, and are subject to change without notice. Trading and investing in digital assets involves significant risks including price volatility and illiquidity and may not be suitable for all investors. GSR will not be liable whatsoever for any direct or consequential loss arising from the use of this Information. Copyright of this Information belongs to GSR. Neither this Information nor any copy thereof may be taken or rented or redistributed, directly or indirectly, without prior written permission of GSR. Not a solicitation to U.S. Entities or individuals for securities in any form. If you are such an entity, you must close this page.

Sources

CoinGecko	Santiment	DefiPulse	WoldCoinIndex.com	Yahoo
CoinMarketCap	Skew	TradingView	Investing.com	Google
		DefiLlama		