

## Crypto Leaderboard

| Rank | Name      | Ticker | Price    | 1h  | 24h | 7d   | 24h Vol \$m | MC \$m  | 1-Year Chart |
|------|-----------|--------|----------|-----|-----|------|-------------|---------|--------------|
| 1    | Bitcoin   | BTC    | \$40,338 | 0%  | 4%  | -1%  | 28,266      | 768,005 |              |
| 2    | Ethereum  | ETH    | \$2,990  | -1% | 5%  | -2%  | 18,374      | 361,008 |              |
| 3    | Tether    | USDT   | \$1.00   | 0%  | 0%  | 0%   | 58,588      | 83,036  |              |
| 4    | Binance   | BNB    | \$399    | -1% | 2%  | -4%  | 1,488       | 67,158  |              |
| 5    | USD//Coin | USDC   | \$1      | 0%  | 0%  | 0%   | 4,865       | 49,768  |              |
| 6    | Solana    | SOL    | \$100.34 | 0%  | 4%  | -2%  | 1,204       | 33,507  |              |
| 7    | Terra     | LUNA   | \$95.06  | -1% | 7%  | 4%   | 2,520       | 33,115  |              |
| 8    | Ripple    | XRP    | \$0.68   | -1% | 1%  | -12% | 2,899       | 32,538  |              |
| 9    | Cardano   | ADA    | \$0.88   | -1% | 3%  | -6%  | 783         | 28,280  |              |
| 10   | Dogecoin  | DOGE   | \$0      | -2% | 12% | 11%  | 5,695       | 20,865  |              |

## Top & Bottom Performers - Top 100 Tokens

| 24h  |      | 7 Days |      | 30 Days  |      | 90 Days  |      | 365 Days |        |
|------|------|--------|------|----------|------|----------|------|----------|--------|
| GRT  | 14%  | APE    | 49%  | SAFEMOON | 120% | ZIL      | 129% | KICK     | 6,570% |
| DOGE | 12%  | CRV    | 22%  | XMR      | 21%  | RUNE     | 103% | SHIB     | 1,927% |
| SNX  | 12%  | SNX    | 20%  | SNX      | 13%  | ZEC      | 87%  | HEX      | 715%   |
| ZEC  | 10%  | DOGE   | 11%  | NEAR     | 12%  | XMR      | 78%  | AXS      | 465%   |
| BUSD | 0%   | ONE    | -13% | DGB      | -39% | HNT      | -41% | FIL      | -88%   |
| AMP  | -1%  | OSMO   | -17% | TEL      | -40% | CCXX     | -54% | SAFEMOON | -90%   |
| XCN  | -3%  | WAVES  | -19% | WAVES    | -49% | PRIV     | -65% | PRIV     | -95%   |
| CAKE | -12% | FXS    | -19% | PRIV     | -53% | SAFEMOON | -69% | ICP      | -97%   |

## Category Performance

| Category        | 1d  | 7d   | 30d  | 90d  | 365d | Ecosystem | 1d  | 7d  | 30d  | 90d | 365d |
|-----------------|-----|------|------|------|------|-----------|-----|-----|------|-----|------|
| Meme            | 1%  | 3%   | 2%   | 13%  | 943% | xDAI      | 1%  | 0%  | -14% | 12% | -62% |
| DEX / B&L       | -1% | 0%   | -8%  | 19%  | -55% | Polygon   | 0%  | -3% | -12% | 12% | -18% |
| DAOs            | 1%  | -1%  | -7%  | 8%   | -61% | Polkadot  | 0%  | -5% | -12% | 3%  | -59% |
| Defi            | 0%  | -2%  | -8%  | 14%  | -25% | Avalanche | -1% | -5% | -10% | 2%  | -45% |
| CEXs            | 0%  | -2%  | -7%  | 14%  | 42%  | Cosmos    | -1% | -6% | -13% | 14% | -3%  |
| Privacy         | 0%  | -3%  | -16% | 29%  | -58% | BSC       | -1% | -7% | -12% | -5% | -35% |
| IoT             | -1% | -8%  | -30% | -3%  | -73% | Solana    | 0%  | -8% | -17% | 30% | 98%  |
| NFTs            | 0%  | -8%  | -24% | -7%  | 31%  | Terra     | 0%  | -8% | -15% | 5%  | 85%  |
| Smart Contract  | -1% | -9%  | -20% | 9%   | 8%   |           |     |     |      |     |      |
| Dist. Computing | -1% | -9%  | -24% | -13% | -64% |           |     |     |      |     |      |
| Gaming          | -1% | -10% | -30% | -12% | 159% |           |     |     |      |     |      |

## Defi

### Total Value Locked, LTM, \$b

### Top TVL By Protocol, \$b

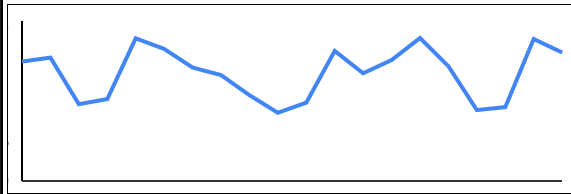
| Protocol | TVL (\$b) |
|----------|-----------|
| MKR      | ~14       |
| AAVE     | ~11       |
| CRV      | ~10       |
| CX       | ~10       |
| UNI      | ~7        |

### DefiPulse Index, LTM

## Trading Volume

| Aggregate Volumes by Product, \$b |    |     |       |     | Top Derivatives Exchanges, \$m and bps |        |        |      |     | Top Spot Exchanges, \$m |       |        |
|-----------------------------------|----|-----|-------|-----|--|--------|--------|------|-----|-------------------------|-------|--------|
|                                   | 1d | 7d  | 30d   | O/I | Exchange                               | 1d Vol | O/I    | Mkr  | Tkr | Exchange                | Score | 1d Vol |
| Spot                              | 48 | 304 | 1,460 | n/a | Binance                                | 57,902 | 17,062 | 2.0  | 4.0 | Binance                 | 9.9   | 16,643 |
| Perpetuals                        | 99 | 613 | 2,800 | 31  | OKX                                    | 19,457 | 3,860  | 2.0  | 5.0 | Coinbase                | 8.4   | 2,729  |
| Futures                           | 2  | 11  | 31    | 1   | Bybit                                  | 9,998  | 3,718  | -2.5 | 7.5 | FTX                     | 8.3   | 2,014  |
| Options                           | 0  | 0   | 0     | 0   | CoinTiger                              | 7,630  | 7,191  | 0.0  | 0.0 | Kraken                  | 7.9   | 885    |

### 20 Day Volume - Top 100 Tokens, \$b



### Top Volume, 1d, \$m

|      |        |
|------|--------|
| USDT | 66,723 |
| BTC  | 32,099 |
| ETH  | 18,535 |
| DOGE | 7,221  |
| BCH  | 4,603  |

### Top Volume, %20d Avg

|          |      |
|----------|------|
| DOGE     | 475% |
| CAKE     | 176% |
| HBTC     | 166% |
| GRT      | 160% |
| SAFEMOON | 156% |

### Low Volume, %20d Avg

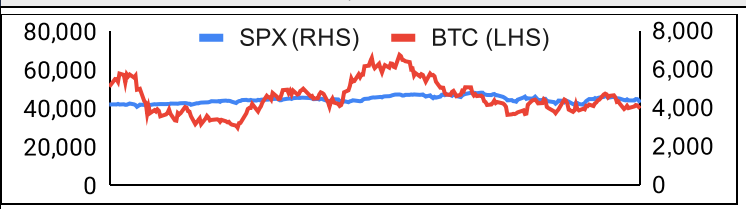
|      |     |
|------|-----|
| PRIV | 29% |
| DCR  | 43% |
| BTT  | 46% |
| ZIL  | 49% |
| HEX  | 56% |

## Traditional Finance

### Global Equity Markets

|      | SPX | N100 | FTSE | DAX  | NIKKEI | HSI  |
|------|-----|------|------|------|--------|------|
| 1D   | 1%  | 1%   | 1%   | 1%   | 0%     | 0%   |
| 7D   | -4% | -1%  | -2%  | -1%  | -2%    | -4%  |
| 90D  | -1% | -5%  | 0%   | -12% | 2%     | -14% |
| 365D | 3%  | 1%   | 7%   | -21% | -8%    | -22% |

### SPX vs. BTC, Last 12 Months



### 10-Year Treasury Yields

|        | US     | Brazil | UK     | Ger     | Japan  | HK     |
|--------|--------|--------|--------|---------|--------|--------|
| Last   | 2.76%  | 12.27% | 1.83%  | 0.81%   | 0.24%  | 2.69%  |
| 1d Chg | -0.066 | -0.054 | -0.014 | -0.0325 | -0.002 | -0.054 |

### Commodities & FX

|          | WTI | Gas    | Gold   | EUR/USD | USD/JPY |
|----------|-----|--------|--------|---------|---------|
| Last     | 100 | 7.1    | 1,902  | 1.07    | 127.5   |
| 1d % Chg | +1. | +3.86% | +0.34% | -0.35%  | -0.46%  |

## Crypto News

[This Bitcoin Wallet is as small as a credit card, but with an unbreakable metal construction - Yanko Design](#)

[Bitcoin Core 23.0 Released: What's New - Bitcoin Magazine](#)

[North Korea hackers still accessing money they stole from Axie Infinity - The Washington Post](#)

[Investing giant Fidelity enters the metaverse - Reuters](#)

[New York weighs bitcoin mining ban and Binance denies giving user data to Russia - CNBC](#)

[Twitter creators can now get paid in cryptocurrency - 9to5Mac](#)

[Crypto tax calculator Koinly integrates Terra into its platform - Cointelegraph](#)

[Fidelity to reportedly allow 401\(k\) retirement savings accounts to invest in Bitcoin - Cointelegraph](#)

[Binance announces crypto card for Ukrainian refugees - Cointelegraph](#)

[Floki Inu resumes controversial ad blitz in London - Cointelegraph](#)

[CityCoins expanding services via 11 new incubated projects - Cointelegraph](#)

[Sustainable energy usage for BTC mining grows nearly 60% in a year - Cointelegraph](#)

[Crypto lender Maple Finance expands support to Solana - Cointelegraph](#)

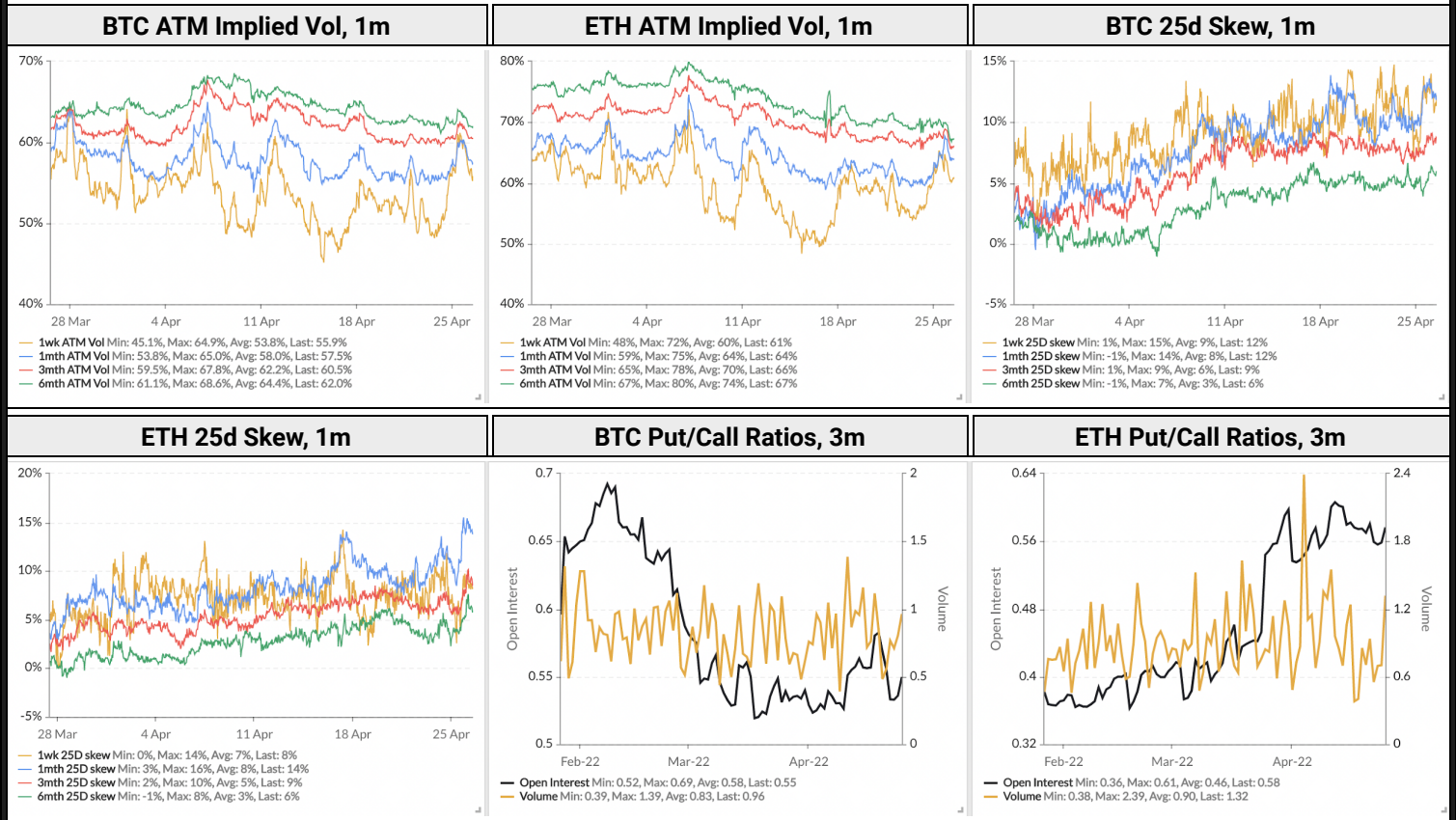
[Bitcoin hits \\$40K, investors pump DOGE after Musk confirms Twitter purchase - Cointelegraph](#)

[Elon Musk buys Twitter for \\$44B — crypto industry reacts - Cointelegraph](#)

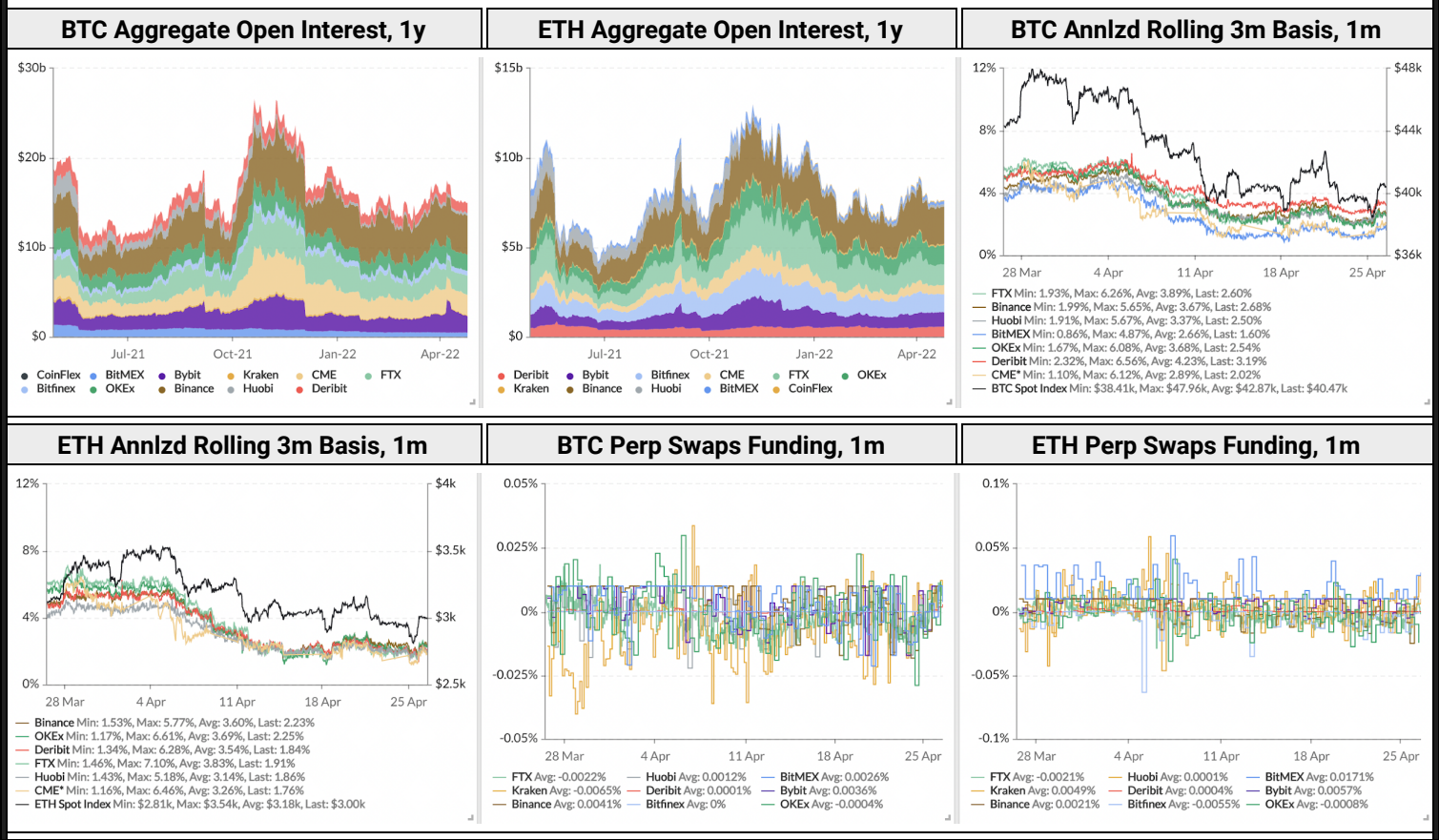
[Report: Postmates founder Bastian Lehmann launches crypto startup - Cointelegraph](#)

[Meta will open physical metaverse-themed store in San Francisco Bay Area - Cointelegraph](#)

## Crypto Options



## Crypto Futures





# GSR

# Market Update – April 26, 2022

## About GSR

GSR is a global leader in digital asset trading, market making, OTC derivatives, and investments. We operate in a culture of excellence and leverage our first-rate reputation, deep relationships and proprietary trading technology to move swiftly and capitalize on market opportunities.

GSR's experienced team brings together decades of institutional trading expertise, while our industry-leading proprietary technology stack anchors everything we do.

Our main service areas are: market making; proprietary and algorithmic trading; client execution; structured products; risk management solutions; and portfolio investments.

For more information or if we can help with anything, please see [gsr.io](https://gsr.io) or contact us at [gsr@gsr.io](mailto:gsr@gsr.io).

## Required Disclosures

This material is a product of the GSR Sales and Trading Department. It is not a product of a Research Department, not a research report, and not subject to all of the independence and disclosure standards applicable to research reports prepared pursuant to FINRA or CFTC research rules. This material is not independent of the Firm's proprietary interests, which may conflict with your interests. The Firm trades instruments discussed in this material for its own account. The author may have consulted with the Firm's traders and other personnel, who may have already traded based on the views expressed in this material, may trade contrary to the views expressed in this material, and may have positions in other instruments discussed herein. This material is intended only for institutional investors. Solely for purposes of the CFTC's rules and to the extent this material discusses derivatives, this material is a solicitation for entering into a derivatives transaction and should not be considered to be a derivatives research report.

This material is provided solely for informational purposes, is intended for your use only and does not constitute an offer or commitment, a solicitation of an offer or comment (except as noted for CFTC purposes), or any advice or recommendation, to enter into or conclude any transaction (whether on the indicative terms shown or otherwise), or to provide investment services in any state or country where such an offer or solicitation or provision would be illegal.

Information is based on sources considered to be reliable, but not guaranteed to be accurate or complete. Any opinions or estimates expressed herein reflect a judgment made as of the date of publication, and are subject to change without notice. Trading and investing in digital assets involves significant risks including price volatility and illiquidity and may not be suitable for all investors. GSR will not be liable whatsoever for any direct or consequential loss arising from the use of this Information. Copyright of this Information belongs to GSR. Neither this Information nor any copy thereof may be taken or rented or redistributed, directly or indirectly, without prior written permission of GSR. Not a solicitation to U.S. Entities or individuals for securities in any form. If you are such an entity, you must close this page.

## Sources

|               |           |             |                   |        |
|---------------|-----------|-------------|-------------------|--------|
| CoinGecko     | Santiment | DefiPulse   | WoldCoinIndex.com | Yahoo  |
| CoinMarketCap | Skew      | TradingView | Investing.com     | Google |
|               |           | DefiLlama   |                   |        |