

Crypto Leaderboard

Rank	Name	Ticker	Price	1h	24h	7d	24h Vol \$m	MC \$m	1-Year Chart
1	Bitcoin	BTC	\$29,575	-1%	-3%	-5%	24,905	563,253	
2	Ethereum	ETH	\$2,000	-2%	-5%	-15%	15,761	241,804	
3	Tether	USDT	\$1.00	0%	0%	0%	47,231	74,271	
4	USD Coin	USDC	\$1	0%	0%	0%	5,389	52,225	
5	BNB	BNB	\$298	-1%	-4%	-7%	1,428	50,157	
6	Ripple	XRP	\$0.42	-2%	-4%	-19%	2,055	20,187	
7	Cardano	ADA	\$0.54	-3%	-8%	-14%	726	18,295	
8	Binance	BUSD	\$1.00	0%	0%	0%	5,508	18,189	
9	Solana	SOL	\$52.91	-2%	-8%	-21%	1,430	17,856	
10	Dogecoin	DOGE	\$0.1	-3%	-4%	-20%	460	11,541	

Top & Bottom Performers - Top 100 Tokens

24h		7 Days		30 Days		90 Days		365 Days	
UST	15%	MKR	23%	TRX	14%	GMT	928%	GMT	923%
XCN	12%	XCN	23%	USDP	0%	XCN	123%	GALA	321%
CHZ	7%	ZEC	15%	CDAI	0%	TRX	12%	SAND	228%
LUNA	7%	KCS	8%	CUSDC	0%	ZIL	10%	AXS	223%
DOT	-9%	WAVES	-44%	FTM	-69%	FTM	-82%	FIL	-92%
FIL	-9%	CVX	-46%	OSMO	-73%	OSMO	-82%	MEX	-92%
NEAR	-9%	UST	-88%	UST	-91%	UST	-91%	ICP	-95%
GRT	-10%	LUNA	-100%	LUNA	-100%	LUNA	-100%	LUNA	-100%

Category Performance

Category	1d	7d	30d	90d	365d	Ecosystem	1d	7d	30d	90d	365d
Gaming	-5%	26%	-50%	-61%	54%	Polygon	-4%	7%	-49%	-44%	-80%
NFTs	-3%	15%	-51%	-55%	-15%	BSC	-2%	7%	-50%	-46%	-58%
Privacy	-5%	11%	-42%	-29%	-73%	Polkadot	-5%	5%	-51%	-49%	-81%
IoT	-7%	11%	-48%	-48%	-83%	xDAI	-4%	3%	-49%	-52%	-74%
CEXs	-2%	8%	-29%	-28%	-10%	Solana	-4%	2%	-53%	-54%	-71%
DAOs	-5%	7%	-44%	-44%	-81%	Avalanche	-2%	1%	-29%	-55%	-71%
Dist. Computing	-4%	3%	-49%	-52%	-78%	Cosmos	-3%	-5%	-59%	-91%	-98%
DEX / B&L	-5%	2%	-47%	-44%	-81%	Terra	-4%	-64%	-92%	-31%	-5%
Meme	-4%	1%	-44%	-47%	-52%						
Defi	-4%	-1%	-49%	-47%	-81%						
Smart Contract	-4%	-3%	-52%	-49%	-69%						

Defi

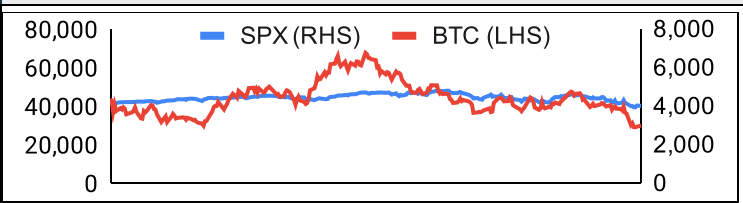
Total Value Locked, LTM, \$b	Top TVL By Protocol, \$b	DefiPulse Index, LTM

Trading Volume

Aggregate Volumes by Product, \$b					Top Derivatives Exchanges, \$m and bps					Top Spot Exchanges, \$m		
	1d	7d	30d	O/I	Exchange	1d Vol	O/I	Mkr	Tkr	Exchange	Score	1d Vol
Spot	34	504	1,340	n/a	Kraken	192,550	40	2.0	5.0	Binance	9.9	14,052
Perpetuals	75	863	2,590	21	Binance	42,745	16,734	2.0	4.0	Coinbase	8.4	1,793
Futures	1	13	40	2	OKX	10,503	3,112	2.0	5.0	FTX	8.4	2,171
Options	0	0	0	0	Bybit	7,923	2,671	-2.5	7.5	Kraken	7.9	623

20 Day Volume - Top 100 Tokens, \$b				Top Volume, 1d, \$m		Top Volume, %20d Avg		Low Volume, %20d Avg	
				USDT	57,333	XCN	265%	CETH	
				BTC	30,952	CHZ	179%	OSMO	11%
				ETH	17,843	KCS	110%	NEXO	18%
				BUSD	5,664	KSM	108%	USDP	21%
				USDC	5,356	CVX	103%	LUNA	21%

Traditional Finance

Global Equity Markets							SPX vs. BTC, Last 12 Months	
	SPX	N100	FTSE	DAX	NIKKEI	HSI		
1D	2%	0%	0%	0%	1%	0%		
7D	4%	2%	2%	5%	5%	4%		
90D	-7%	-7%	-1%	-13%	-1%	-11%		
365D	-1%	-1%	6%	-23%	-4%	-17%		

10-Year Treasury Yields							Commodities & FX					
	US	Brazil	UK	Ger	Japan	HK	Last	WTI	Gas	Gold	EUR/USD	USD/JPY
Last	2.99%	12.46%	1.91%	1.07%	0.24%	2.96%	Last	111	8.5	1,813	1.05	128.7
1d Chg	+0.020	0	+0.0295	+0.0220	0.000	+0.056	1d % Chg	+1.	+2.25%	-0.32%	-0.20%	-0.51%

Crypto News

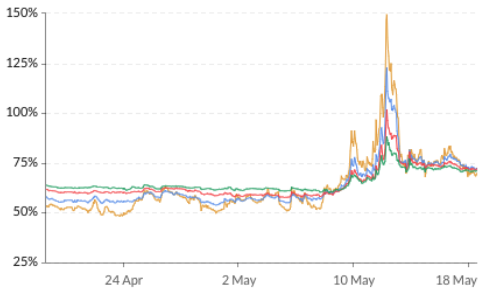
- [Ethereum Creator Vitalik Buterin Opens Up About 'Contradictions' in His Web3 Values - Decrypt](#)
- [Covert Chinese Bitcoin Miners Still Account For 21% of Network Hashrate: Report - Decrypt](#)
- [Dutch regulator says crypto not yet suitable as means of payment or investment - Cointelegraph](#)
- [Tally Labs strive to expand decentralized content ecosystem with \\$12M funding - Cointelegraph](#)
- [Why decentralized messaging apps will replace today's social media platforms - Cointelegraph](#)
- [Axie Infinity's Discord bot compromised, hackers issue fake minting message - Cointelegraph](#)
- [Nifty News: Robinhood to launch a Web3 wallet, LimeWire inks deal with Universal and more - Cointelegraph](#)
- [South Korean legislature considering new licensing system for crypto - Cointelegraph](#)
- [Cloudflare to run Ethereum node experiment to help 'build a better internet' - Cointelegraph](#)
- [German BaFin official calls for 'innovative' EU-wide DeFi regulation - Cointelegraph](#)
- [Ethereum's popularity 'a double-edged sword' — a16z's State of Crypto report - Cointelegraph](#)
- [Commissioner Kristin Johnson to sponsor CFTC Market Risk Advisory Committee - Cointelegraph](#)
- [Crypto users react to Terraform Labs legal team purportedly leaving company - Cointelegraph](#)
- [NFT prices take a gut punch as the crypto bear market deepens - Cointelegraph](#)
- [Ethereum analytics firm Nansen acquires DeFi tracker Ape Board - Cointelegraph](#)
- [Global financial regulators will discuss crypto at G7: Report - Cointelegraph](#)
- [Cointelegraph Research Terminal launches, home to critical crypto data reports - Cointelegraph](#)



Market Update - May 18, 2022

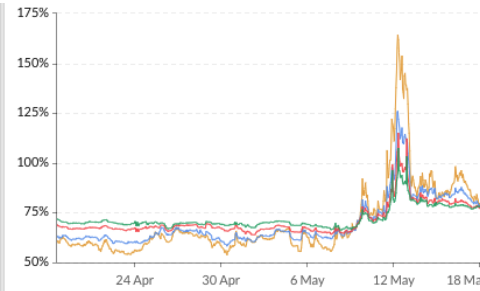
Crypto Options

BTC ATM Implied Vol, 1m



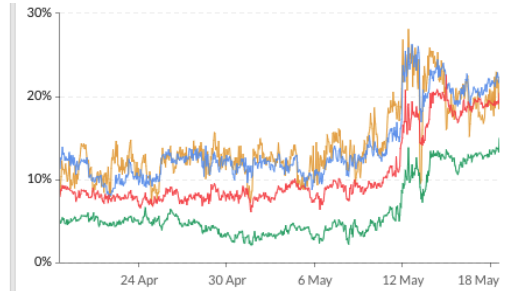
1wk ATM Vol Min: 48.2%, Max: 149.5%, Avg: 63.6%, Last: 69.4%
 1mth ATM Vol Min: 53.7%, Max: 122.8%, Avg: 63.5%, Last: 72.2%
 3mth ATM Vol Min: 57.6%, Max: 101.8%, Avg: 64.3%, Last: 72.2%
 6mth ATM Vol Min: 59.8%, Max: 88.3%, Avg: 65.1%, Last: 71.2%

ETH ATM Implied Vol, 1m



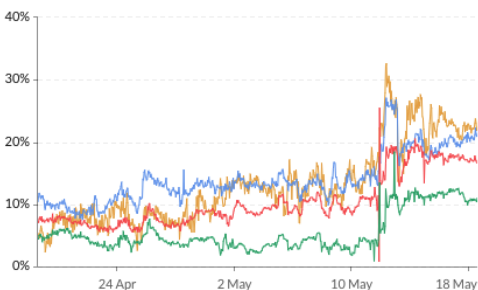
1wk ATM Vol Min: 54%, Max: 164%, Avg: 70%, Last: 83%
 1mth ATM Vol Min: 58%, Max: 126%, Avg: 70%, Last: 81%
 3mth ATM Vol Min: 64%, Max: 115%, Avg: 71%, Last: 79%
 6mth ATM Vol Min: 66%, Max: 108%, Avg: 72%, Last: 79%

BTC 25d Skew, 1m



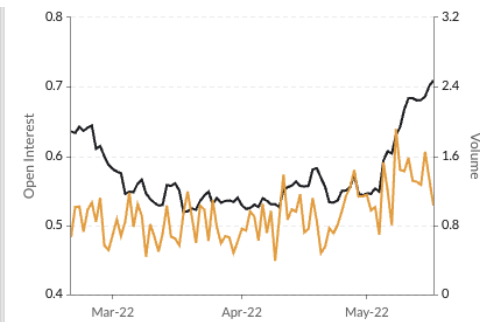
1wk 25d skew Min: 7%, Max: 28%, Avg: 14%, Last: 22%
 1mth 25d skew Min: 8%, Max: 26%, Avg: 14%, Last: 22%
 3mth 25d skew Min: 6%, Max: 23%, Avg: 11%, Last: 20%
 6mth 25d skew Min: 2%, Max: 15%, Avg: 6%, Last: 15%

ETH 25d Skew, 1m



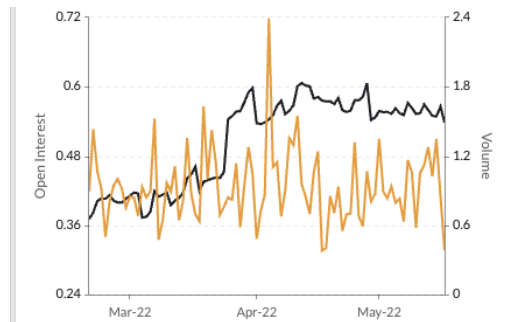
1wk 25d skew Min: 2%, Max: 33%, Avg: 13%, Last: 22%
 1mth 25d skew Min: 7%, Max: 27%, Avg: 14%, Last: 21%
 3mth 25d skew Min: 1%, Max: 25%, Avg: 10%, Last: 17%
 6mth 25d skew Min: 1%, Max: 18%, Avg: 6%, Last: 11%

BTC Put/Call Ratios, 3m



Open Interest Min: 0.52, Max: 0.71, Avg: 0.57, Last: 0.71
 Volume Min: 0.39, Max: 1.91, Avg: 0.92, Last: 1.03

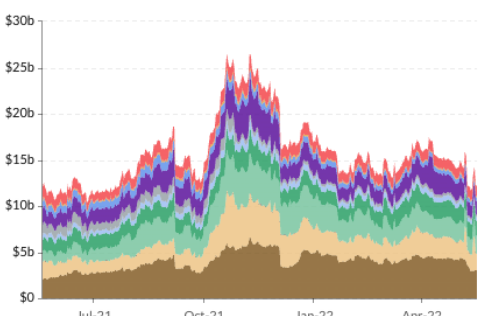
ETH Put/Call Ratios, 3m



Open Interest Min: 0.37, Max: 0.61, Avg: 0.51, Last: 0.54
 Volume Min: 0.38, Max: 2.39, Avg: 0.93, Last: 0.38

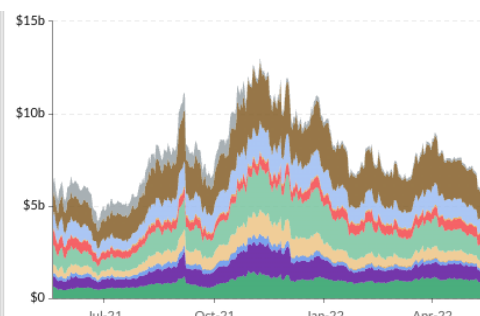
Crypto Futures

BTC Aggregate Open Interest, 1y



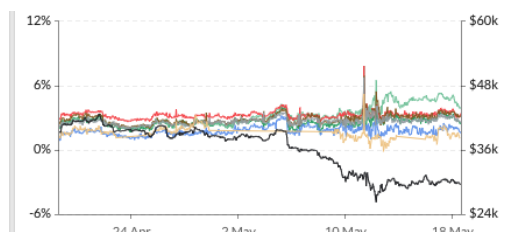
Binance, Huobi, CME, Bybit, CoinFlex, BITMEX, FTX, Kraken, OKEx, Deribit, Bitfinex

ETH Aggregate Open Interest, 1y



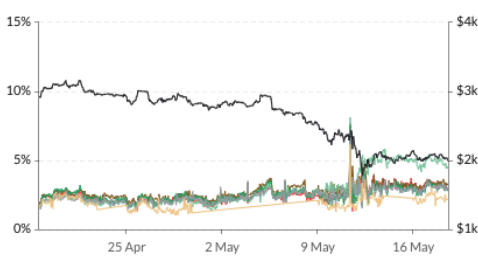
OKEx, Deribit, Kraken, Bybit, BITMEX, Bitfinex, CoinFlex, Binance, CME, Huobi, FTX

BTC Annlzd Rolling 3m Basis, 1m



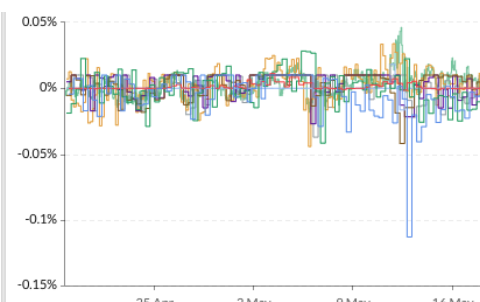
OKEx Min: 1.49%, Max: 6.17%, Avg: 2.60%, Last: 2.59%
 FTX Min: 1.94%, Max: 7.83%, Avg: 3.21%, Last: 3.92%
 BitMEX Min: 0.89%, Max: 5.58%, Avg: 1.80%, Last: 1.59%
 Deribit Min: 2.53%, Max: 7.84%, Avg: 3.27%, Last: 3.38%
 Binance Min: 1.99%, Max: 6.89%, Avg: 2.88%, Last: 3.17%
 Huobi Min: 1.95%, Max: 6.78%, Avg: 2.67%, Last: 2.66%
 CME* Min: -0.14%, Max: 5.23%, Avg: 1.62%, Last: 1.10%
 BTC Spot Index Min: \$26.28k, Max: \$42.69k, Avg: \$36.14k, Last: \$29.51k

ETH Annlzd Rolling 3m Basis, 1m



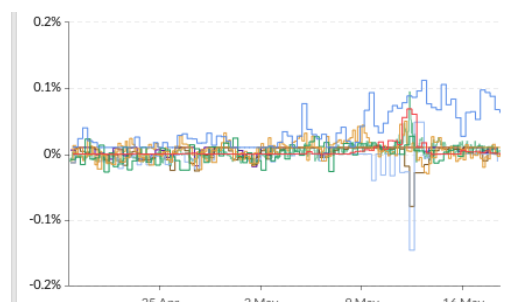
Deribit Min: 1.33%, Max: 7.61%, Avg: 2.48%, Last: 2.95%
 Binance Min: 1.72%, Max: 7.66%, Avg: 2.74%, Last: 3.30%
 FTX Min: 1.38%, Max: 8.12%, Avg: 2.87%, Last: 4.50%
 OKEx Min: 1.57%, Max: 7.48%, Avg: 2.52%, Last: 2.80%
 Huobi Min: 1.43%, Max: 7.22%, Avg: 2.41%, Last: 2.93%
 CME* Min: 1.05%, Max: 6.13%, Avg: 1.93%, Last: 2.14%
 ETH Spot Index Min: \$1.79k, Max: \$3.16k, Avg: \$2.64k, Last: \$2.00k

BTC Perp Swaps Funding, 1m



FTX Avg: 0.0027%
 Kraken Avg: 0.0024%
 Bitfinex Avg: 0.0000%
 Huobi Avg: 0.0011%
 OKEx Avg: -0.0009%
 BitMEX Avg: -0.0062%
 Binance Avg: 0.0021%
 Deribit Avg: 0.0011%

ETH Perp Swaps Funding, 1m



Bybit Avg: 0.0062%
 FTX Avg: 0.0029%
 Huobi Avg: 0.0044%
 Binance Avg: -0.0002%
 Kraken Avg: 0.0045%
 BitMEX Avg: 0.0036%
 Bitfinex Avg: -0.0064%
 OKEx Avg: 0.0021%
 Deribit Avg: 0.0042%



Market Update – May 18, 2022

About GSR

GSR is a global leader in digital asset trading, market making, OTC derivatives, and investments. We operate in a culture of excellence and leverage our first-rate reputation, deep relationships and proprietary trading technology to move swiftly and capitalize on market opportunities.

GSR's experienced team brings together decades of institutional trading expertise, while our industry-leading proprietary technology stack anchors everything we do.

Our main service areas are: market making; proprietary and algorithmic trading; client execution; structured products; risk management solutions; and portfolio investments.

For more information or if we can help with anything, please see gsr.io or contact us at gsr@gsr.io.

Required Disclosures

This material is a product of the GSR Sales and Trading Department. It is not a product of a Research Department, not a research report, and not subject to all of the independence and disclosure standards applicable to research reports prepared pursuant to FINRA or CFTC research rules. This material is not independent of the Firm's proprietary interests, which may conflict with your interests. The Firm trades instruments discussed in this material for its own account. The author may have consulted with the Firm's traders and other personnel, who may have already traded based on the views expressed in this material, may trade contrary to the views expressed in this material, and may have positions in other instruments discussed herein. This material is intended only for institutional investors. Solely for purposes of the CFTC's rules and to the extent this material discusses derivatives, this material is a solicitation for entering into a derivatives transaction and should not be considered to be a derivatives research report.

This material is provided solely for informational purposes, is intended for your use only and does not constitute an offer or commitment, a solicitation of an offer or comment (except as noted for CFTC purposes), or any advice or recommendation, to enter into or conclude any transaction (whether on the indicative terms shown or otherwise), or to provide investment services in any state or country where such an offer or solicitation or provision would be illegal.

Information is based on sources considered to be reliable, but not guaranteed to be accurate or complete. Any opinions or estimates expressed herein reflect a judgment made as of the date of publication, and are subject to change without notice. Trading and investing in digital assets involves significant risks including price volatility and illiquidity and may not be suitable for all investors. GSR will not be liable whatsoever for any direct or consequential loss arising from the use of this Information. Copyright of this Information belongs to GSR. Neither this Information nor any copy thereof may be taken or rented or redistributed, directly or indirectly, without prior written permission of GSR. Not a solicitation to U.S. Entities or individuals for securities in any form. If you are such an entity, you must close this page.

Sources

CoinGecko	Santiment	DefiPulse	WoldCoinIndex.com	Yahoo
CoinMarketCap	Skew	TradingView	Investing.com	Google
		DefiLlama		