

## Crypto Leaderboard

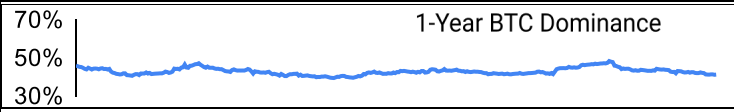
Rank	Name	Ticker	Price	24h	7d	30d	24h Vol \$m	MC \$m	1-Year Chart
1	Bitcoin	BTC	\$24,723	3%	8%	28%	33,966	472,342	
2	Ethereum	ETH	\$1,912	4%	18%	84%	23,367	229,711	
3	Tether	USDT	\$1.00	0%	0%	0%	64,028	66,782	
4	BNB	BNB	\$331.68	-1%	11%	0%	1,304	54,181	
5	USD Coin	USDC	\$1	0%	0%	50%	8,559	53,934	
6	Ripple	XRP	\$0.38	1%	4%	23%	1,207	18,821	
7	Cardano	ADA	\$0.54	1%	8%	0%	748	18,349	
8	Binance	BUSD	\$1.00	0%	0%	29%	7,636	17,857	
9	Solana	SOL	\$44.61	6%	16%	35%	1,872	15,528	
10	Polkadot	DOT	\$9.47	0%	18%	50%	767	10,798	

## Top & Bottom Performers - Top 100 Tokens

24h		7 Days		30 Days		90 Days		365 Days	
ETC	13%	CEL	104%	LDO	343%	CEL	199%	FXS	115%
CEL	11%	FLOW	65%	CEL	231%	ETC	110%	SAND	99%
LDO	10%	DCR	38%	ETC	210%	LDO	90%	NEAR	95%
BTG	8%	ZEC	30%	FLOW	112%	QNT	86%	AVAX	77%
XCN	-2%	APE	-2%	AMP	-4%	HT	-36%	AMP	-86%
FTM	-2%	LEO	-5%	XCN	-9%	AMP	-38%	FLOW	-87%
BIT	-2%	DFI	-8%	LEO	-12%	FXS	-38%	ICP	-88%
10SET	-3%	10SET	-11%	10SET	-18%	DFI	-68%	FIL	-88%

## Category Performance

Category	1d	7d	30d	90d	365d	Ecosystem	1d	7d	30d	90d	365d
Privacy	0%	19%	50%	2%	-63%	Avalanche	0%	14%	56%	14%	-55%
Smart Contract	2%	12%	50%	3%	-50%	Solana	2%	12%	32%	-8%	-66%
DAOs	0%	11%	50%	16%	-68%	Polkadot	1%	12%	41%	5%	-68%
DeFi	0%	11%	53%	8%	-70%	Gnosis Chain	0%	11%	49%	2%	-62%
DEX / B&L	1%	10%	53%	12%	-66%	BSC	3%	11%	54%	34%	-57%
Dist. Computing	2%	7%	34%	-4%	-74%	Polygon	2%	11%	51%	21%	-50%
NFTs	0%	7%	50%	1%	-31%	Cosmos	2%	10%	45%	4%	-65%
IoT	1%	6%	30%	3%	-47%	Terra	0%	1%	16%	3%	-96%
Gaming	1%	6%	35%	-9%	32%						
CEXs	1%	6%	29%	-1%	-8%						
Meme	2%	5%	56%	9%	99%						



## DeFi

### Total Value Locked, LTM, \$b

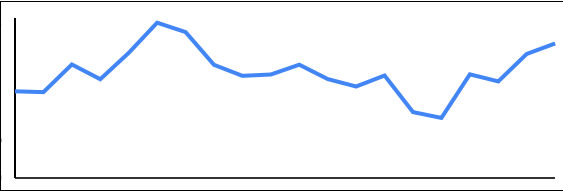
### Top TVL By Protocol, \$b

Protocol	TVL (\$b)
MKR	~8
UNI	~7
AAVE	~5
CRV	~4
CXV	~3

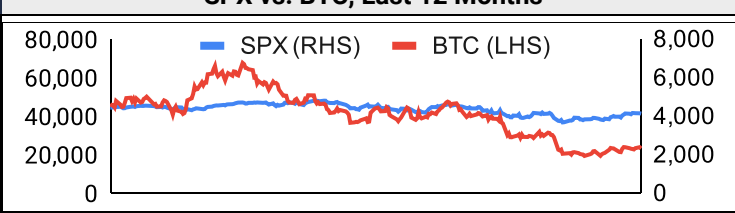
### DefiPulse Index, LTM

## Trading Volume

Aggregate Volumes by Product, \$b					Top Derivatives Exchanges, \$m and bps					Top Spot Exchanges, \$m		
	1d	7d	30d	O/I	Exchange	1d Vol	O/I	Mkr	Tkr	Exchange	Score	1d Vol
Spot	47	192	1,060	n/a	Binance	70,655	19,301	2.0	4.0	Binance	9.9	19,922
Perpetuals	96	399	2,120	24	FTX	9,545	4,343	2.0	7.0	FTX	8.2	2,454
Futures	1	4	19	2	OKX	19,153	4,726	2.0	5.0	Coinbase	8.1	2,399
Options	0	495	0	0	KuCoin	4,485	1,836	2.0	6.0	Kraken	7.6	766

20 Day Volume - Top 100 Tokens, \$b					Top Volume, 1d, \$m		Top Volume, %20d Avg		Low Volume, %20d Avg	
					USDT	66,126	FTT	315%	10SET	45%
					BTC	37,388	CEL	279%	TUSD	53%
					ETH	26,035	USDD	241%	CRO	54%
					USDC	8,348	XEC	238%	QNT	57%
					BUSD	7,474	STETH	224%	ENJ	59%

## Traditional Finance

Global Equity Markets*							SPX vs. BTC, Last 12 Months	
	US	USGrwth	UK	Germany	Japan	HK		
1D	1%	1%	0%	0%	1%	1%		
7D	2%	1%	1%	1%	2%	1%		
90D	5%	9%	-1%	-6%	1%	1%		
365D	-5%	-10%	-7%	-31%	-17%	-18%		

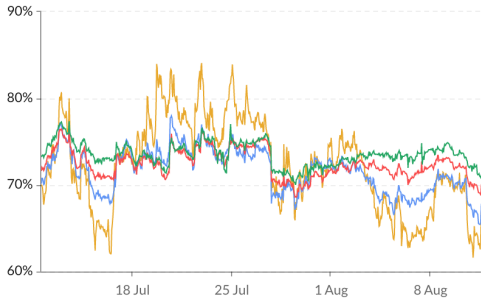
10-Year Treasury Yields							Commodities & FX					
	US	Brazil	UK	Germany	Japan	HK	Last	WTI	Gas	Gold	EUR/USD	USD/JPY
Last	2.77%	12.15%	2.02%	0.92%	0.18%	2.57%	Last	93	8.5	1,810	1.03	132.2
1d Chg	-0.009	0	+0.0650	+0.0360	-0.004	-0.055	1d % Chg	+1.51%	+3.18%	-0.22%	+0.44%	-0.49%

## Crypto News

- [Ethereum just pulled off its final test run ahead of one of the most important events in crypto - CNBC](#)
- [UN trade body calls for halting cryptocurrency rise in developing countries - UN News](#)
- [What The Sanctioning Of Tornado Cash Means For Bitcoin - Bitcoin Magazine](#)
- [IRS Seeks SFOX Customer Information in Cryptocurrency Tax Push - Bloomberg](#)
- [dYdX confirms blocking user accounts tied to Tornado Cash - The Block](#)
- [Asian web3 accelerator LongHash Ventures announces new \\$100 million fund - The Block](#)
- [CFTC proposes new crypto reporting rule for large hedge funds - The Block](#)
- [Paxos revealed as PicPay's crypto partner in Brazil - The Block](#)
- [Crypto exchange Hotbit suspends trading and withdrawals amid criminal investigation into former employee - The Block](#)
- [OpenSea introduces new stolen item policy to combat NFT theft - Cointelegraph](#)
- [88% of Nomad Bridge exploiters were 'copycats' — Report - Cointelegraph](#)
- [Decentralized apps on Polygon hit 37,000, rocketing 400% this year - Cointelegraph](#)
- [Cross-chain bridge RenBridge laundered \\$540M in hacking proceeds: Elliptic - Cointelegraph](#)
- [SBI Group reports investee getting CFTC approval for OTC derivatives trading in US - Cointelegraph](#)
- [\\$475M in Bitcoin options expire this week — Are bulls or bears poised to win? - Cointelegraph](#)
- [Optimism TVL surges nearly 300% M/M ahead of The Merge upgrade - Cointelegraph](#)

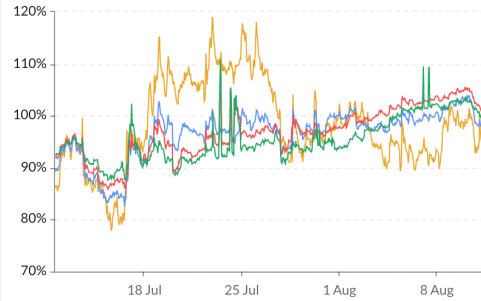
## Crypto Options

### BTC ATM Implied Vol, 1m



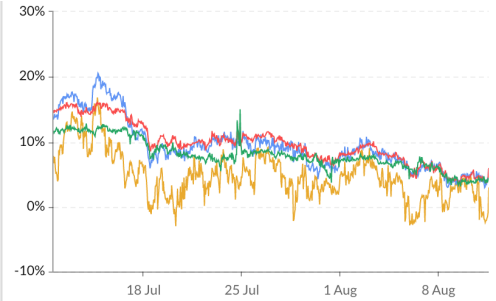
1wk ATM Vol Min: 61.6%, Max: 84.1%, Avg: 72.3%, Last: 67.3%  
 1mth ATM Vol Min: 65.5%, Max: 78.0%, Avg: 71.6%, Last: 67.8%  
 3mth ATM Vol Min: 68.6%, Max: 76.5%, Avg: 72.4%, Last: 70.1%  
 6mth ATM Vol Min: 70.0%, Max: 77.4%, Avg: 73.5%, Last: 71.2%

### ETH ATM Implied Vol, 1m



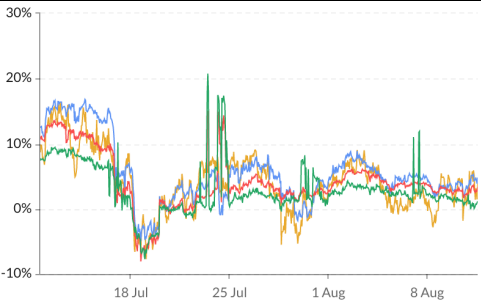
1wk ATM Vol Min: 78%, Max: 119%, Avg: 98%, Last: 96%  
 1mth ATM Vol Min: 83%, Max: 104%, Avg: 97%, Last: 97%  
 3mth ATM Vol Min: 86%, Max: 106%, Avg: 97%, Last: 99%  
 6mth ATM Vol Min: 88%, Max: 111%, Avg: 95%, Last: 98%

### BTC 25d Skew, 1m



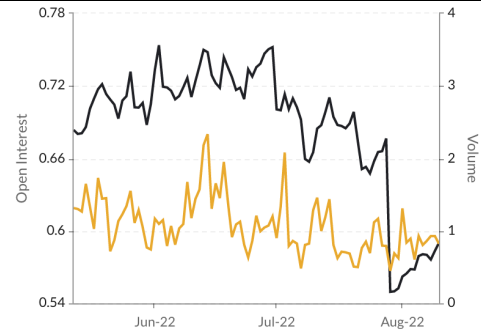
1wk 25D skew Min: -3%, Max: 17%, Avg: 5%, Last: 3%  
 1mth 25D skew Min: 3%, Max: 21%, Avg: 9%, Last: 6%  
 3mth 25D skew Min: 3%, Max: 16%, Avg: 10%, Last: 6%  
 6mth 25D skew Min: 3%, Max: 15%, Avg: 8%, Last: 4%

### ETH 25d Skew, 1m



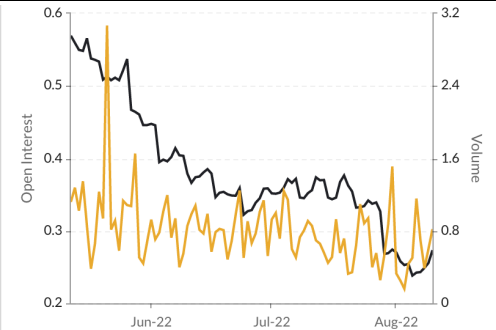
1wk 25D skew Min: -8%, Max: 16%, Avg: 4%, Last: 4%  
 1mth 25D skew Min: -5%, Max: 17%, Avg: 6%, Last: 5%  
 3mth 25D skew Min: -8%, Max: 15%, Avg: 4%, Last: 3%  
 6mth 25D skew Min: -8%, Max: 21%, Avg: 3%, Last: 1%

### BTC Put/Call Ratios, 3m



Open Interest Min: 0.55, Max: 0.75, Avg: 0.69, Last: 0.59  
 Volume Min: 0.45, Max: 2.33, Avg: 1.08, Last: 0.82

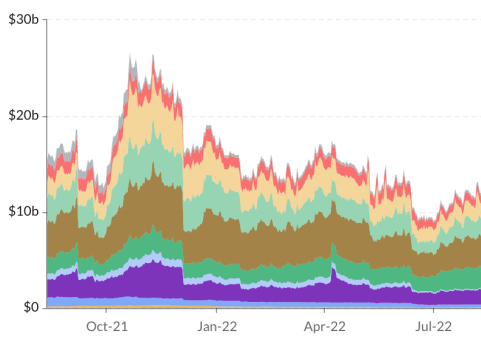
### ETH Put/Call Ratios, 3m



Open Interest Min: 0.24, Max: 0.57, Avg: 0.38, Last: 0.27  
 Volume Min: 0.16, Max: 3.07, Avg: 0.81, Last: 0.82

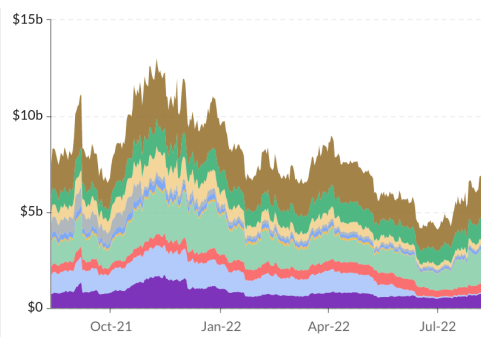
## Crypto Futures

### BTC Aggregate Open Interest, 1y



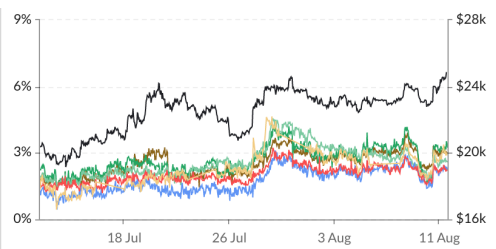
CoinFlex, Kraken, BitMEX, Bybit, Bitfinex, OKEx, Binance, FTX, CME, Deribit, Huobi

### ETH Aggregate Open Interest, 1y



Bybit, Bitfinex, Deribit, FTX, CoinFlex, Kraken, BitMEX, Huobi, CME, OKEx, Binance

### BTC Annlzd Rolling 3m Basis, 1m



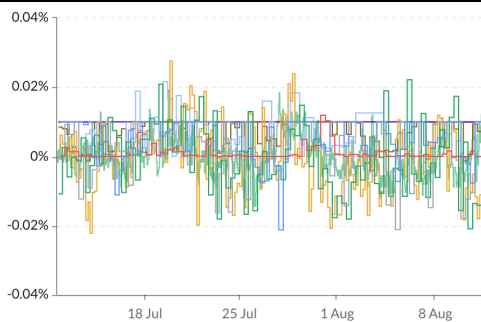
Binance Min: 1.44%, Max: 3.91%, Avg: 2.50%, Last: 2.97%  
 Huobi Min: ∞%, Max: ∞%, Avg: NaN, Last: 0.00%  
 OKEx Min: 1.46%, Max: 4.28%, Avg: 2.68%, Last: 3.24%  
 FTX Min: 1.40%, Max: 4.54%, Avg: 2.60%, Last: 2.59%  
 BitMEX Min: 0.44%, Max: 3.11%, Avg: 1.72%, Last: 2.23%  
 Deribit Min: 1.18%, Max: 3.23%, Avg: 2.02%, Last: 2.21%  
 CME\* Min: 0.44%, Max: 4.65%, Avg: 2.28%, Last: 2.89%  
 BTC Spot Index Min: \$19.15k, Max: \$24.87k, Avg: \$22.45k, Last: \$24.87k

### ETH Annlzd Rolling 3m Basis, 1m



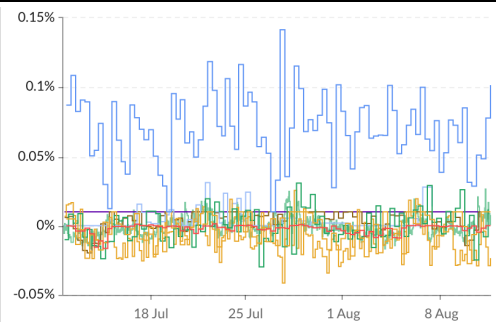
Binance Min: -9.61%, Max: 2.38%, Avg: -0.88%, Last: -6.52%  
 Deribit Min: -7.95%, Max: 2.20%, Avg: -0.43%, Last: -5.48%  
 OKEx Min: -9.27%, Max: 1.84%, Avg: -0.62%, Last: -6.10%  
 FTX Min: -8.63%, Max: 2.41%, Avg: -0.87%, Last: -5.07%  
 CME\* Min: -6.97%, Max: 3.21%, Avg: -0.32%, Last: -4.54%  
 ETH Spot Index Min: \$1.03k, Max: \$1.93k, Avg: \$1.53k, Last: \$1.93k

### BTC Perp Swaps Funding, 1m



FTX Avg: 0.0001% Bybit Avg: 0.0100% Binance Avg: 0.0067%  
 Bitfinex Avg: 0.0045% Kraken Avg: -0.0007% OKEx Avg: -0.0007%  
 Huobi Avg: 0.0014% BitMEX Avg: 0.0054% Deribit Avg: 0.0010%

### ETH Perp Swaps Funding, 1m



FTX Avg: -0.0007% Bybit Avg: 0.0100% Binance Avg: 0.0045%  
 Bitfinex Avg: 0.0045% Kraken Avg: -0.0082% OKEx Avg: 0.0000%  
 Huobi Avg: -0.0031% BitMEX Avg: 0.0069% Deribit Avg: -0.0022%



# Market Update - August 11, 2022

## About GSR

GSR is a global leader in digital asset trading, market making, OTC derivatives, and investments. We operate in a culture of excellence and leverage our first-rate reputation, deep relationships and proprietary trading technology to move swiftly and capitalize on market opportunities.

GSR's experienced team brings together decades of institutional trading expertise, while our industry-leading proprietary technology stack anchors everything we do.

Our main service areas are: market making; proprietary and algorithmic trading; client execution; structured products; risk management solutions; and portfolio investments.

For more information or if we can help with anything, please see [gsr.io](https://gsr.io) or contact us at [gsr@gsr.io](mailto:gsr@gsr.io).

## Required Disclosures

\*Based on price returns for the following ETFs: VOO, QQQ, EWU, EWG, EWJ, and EWH.

This material is a product of the GSR Sales and Trading Department. It is not a product of a Research Department, not a research report, and not subject to all of the independence and disclosure standards applicable to research reports prepared pursuant to FINRA or CFTC research rules. This material is not independent of the Firm's proprietary interests, which may conflict with your interests. The Firm trades instruments discussed in this material for its own account. The author may have consulted with the Firm's traders and other personnel, who may have already traded based on the views expressed in this material, may trade contrary to the views expressed in this material, and may have positions in other instruments discussed herein. This material is intended only for institutional investors. Solely for purposes of the CFTC's rules and to the extent this material discusses derivatives, this material is a solicitation for entering into a derivatives transaction and should not be considered to be a derivatives research report.

This material is provided solely for informational purposes, is intended for your use only and does not constitute an offer or commitment, a solicitation of an offer or comment (except as noted for CFTC purposes), or any advice or recommendation, to enter into or conclude any transaction (whether on the indicative terms shown or otherwise), or to provide investment services in any state or country where such an offer or solicitation or provision would be illegal.

Information is based on sources considered to be reliable, but not guaranteed to be accurate or complete. Any opinions or estimates expressed herein reflect a judgment made as of the date of publication, and are subject to change without notice. Trading and investing in digital assets involves significant risks including price volatility and illiquidity and may not be suitable for all investors. GSR will not be liable whatsoever for any direct or consequential loss arising from the use of this Information. Copyright of this Information belongs to GSR. Neither this Information nor any copy thereof may be taken or rented or redistributed, directly or indirectly, without prior written permission of GSR. Not a solicitation to U.S. Entities or individuals for securities in any form. If you are such an entity, you must close this page.

## Sources

CoinGecko	Santiment	DefiPulse	WoldCoinIndex.com	Yahoo
CoinMarketCap	Skew	TradingView	Investing.com	Google
		DefiLlama		