

Crypto Leaderboard

Rank	Name	Ticker	Price	24h	7d	30d	24h Vol \$m	MC \$m	1-Year Chart
1	Bitcoin	BTC	\$20,739	-2%	1%	7%	394,596	397,771	
2	Ethereum	ETH	\$1,582	-3%	-1%	20%	29,397	189,984	
3	Tether	USDT	\$1.00	0%	0%	0%	89,411	69,496	
4	BNB	BNB	\$330.05	-6%	5%	19%	2,825	53,735	
5	USD Coin	USDC	\$1.00	0%	0%	0%	3,609	42,830	
6	Ripple	XRP	\$0.47	-3%	4%	-8%	1,597	23,786	
7	Binance	BUSD	\$1.00	0%	0%	0%	128,004	22,619	
8	Dogecoin	DOGE	\$0.12	-7%	-1%	88%	1,784	15,904	
9	Cardano	ADA	\$0.41	-4%	1%	-3%	565	14,252	
10	Solana	SOL	\$31.66	-12%	-4%	-3%	3,120	11,272	

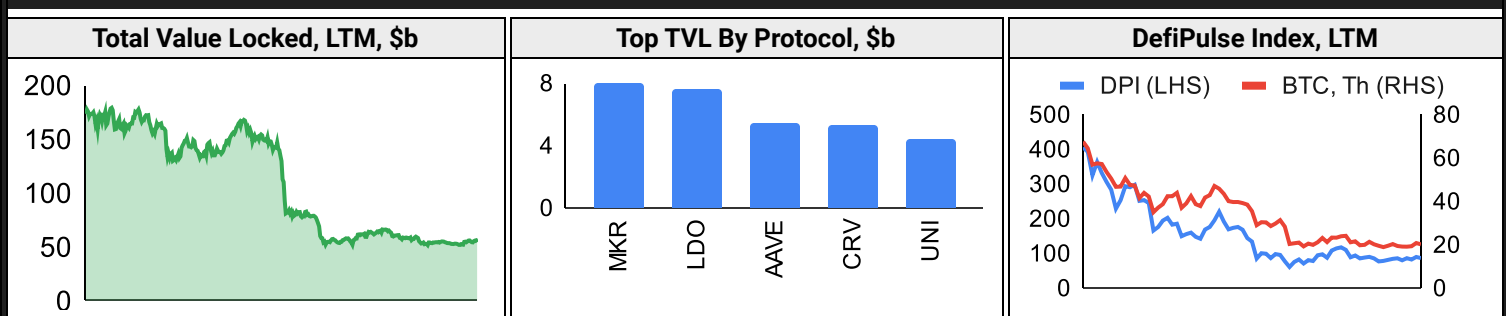
Top & Bottom Performers - Top 100 Tokens

24h		7 Days		30 Days		90 Days		365 Days	
MATIC	7%	MATIC	37%	DOGE	88%	LUNC	141%	LEO	26%
SNX	4%	OKB	37%	HT	85%	HT	82%	TWT	3%
DASH	3%	AR	34%	AR	57%	CHZ	82%	CDAI	2%
ALGO	1%	LTC	26%	MATIC	53%	DOGE	68%	GUSD	1%
APE	-10%	EVMOS	-15%	LUNC	-21%	XCN	-43%	HNT	-91%
AR	-10%	KLAY	-17%	AXS	-21%	AXS	-45%	GRT	-92%
APT	-12%	TKX	-35%	ETHW	-25%	HNT	-54%	AXS	-94%
SOL	-12%	WBT	-42%	XCN	-26%	ETHW	-93%	LUNC	-100%

Category Performance

Category	7d	30d	90d	180d	365d	Ecosystem	7d	30d	90d	180d	365d
Meme	-3%	41%	9%	17%	-67%	Cosmos	11%	14%	-4%	-17%	-79%
CEXs	0%	21%	5%	3%	-36%	Polygon	9%	12%	-9%	2%	-74%
Scaling	10%	16%	-18%	0%	-72%	Polkadot	7%	12%	-9%	-8%	-80%
DEX	4%	10%	-20%	-19%	-83%	Tron	-3%	6%	-7%	-27%	-63%
Other DeFi	5%	7%	-8%	0%	-73%	Gnosis Chain	5%	6%	-17%	-19%	-83%
IoT/Data/Comp.	6%	6%	-20%	-14%	-74%	Avalanche	3%	5%	-18%	-9%	-77%
Smart Contract	1%	2%	-22%	-27%	-77%	BSC	1%	2%	-14%	1%	-76%
Privacy	2%	2%	-22%	-23%	-75%	Solana	3%	-1%	-26%	-35%	-86%
Currency	3%	-1%	-6%	-9%	-72%						
Gaming/Entertain	1%	-1%	-24%	-17%	-73%						
Lending	-1%	-4%	-18%	-21%	-72%						

DeFi



Trading Volume

Aggregate Volumes by Product, \$b					Top Derivatives Exchanges, \$m and bps				Top Spot Exchanges, \$m			
Product	1d	7d	30d	O/I	Exchange	1d Vol	O/I	Mkr	Tkr	Exchange	Score	1d Vol
Spot	33	233	822	n/a	Binance	48,496	30,506	2.0	4.0	Binance	9.9	20,067
Perpetuals	66	451	1,700	21	FTX	5,830	3,141	2.0	7.0	FTX	8.1	2,596
Futures	1	2	9	1	Bybit	8,711	4,015	1.0	6.0	Coinbase	7.9	1,938
Options	0	0	0	0	KuCoin	3,003	2,136	2.0	6.0	Kraken	7.4	530

20 Day Volume - Top 100 Tokens, \$b		Top Volume, 1d, \$m		Top Volume, %20d Avg		Low Volume, %20d Avg	
		USDT	68,496	FTT	576%	STETH	17%
		BTC	49,344	ALGO	219%	BTSE	36%
		ETH	15,052	CHZ	214%	XCN	41%
		BUSD	8,719	MATIC	214%	KLAY	45%
		USDC	3,349	SOL	196%	USDP	50%

Traditional Finance

Global Equity Markets*							SPX vs. BTC, LTM	
	US	USGrwth	UK	Germany	Japan	HK		
1D	1%	2%	4%	5%	2%	5%		
7D	-3%	-5%	3%	2%	2%	10%		
90D	-9%	-17%	-6%	-5%	-7%	-16%		
365D	-20%	-34%	-14%	-35%	-28%	-28%		

10-Year Treasury Yields							Commodities & FX					
	US	Brazil	UK	Germany	Japan	HK	Last	WTI	Gas	Gold	USD/EUR	USD/JPY
Last	4.18%	11.79%	3.62%	2.32%	0.25%	3.97%	Last	92.4	7.11	1,681	1.00	146.4
1d Chg	0.03	-0.07	0.07	0.03	0.00	-0.07	1d % Chg	-0.2%	11.1%	0.3%	-0.4%	-0.1%

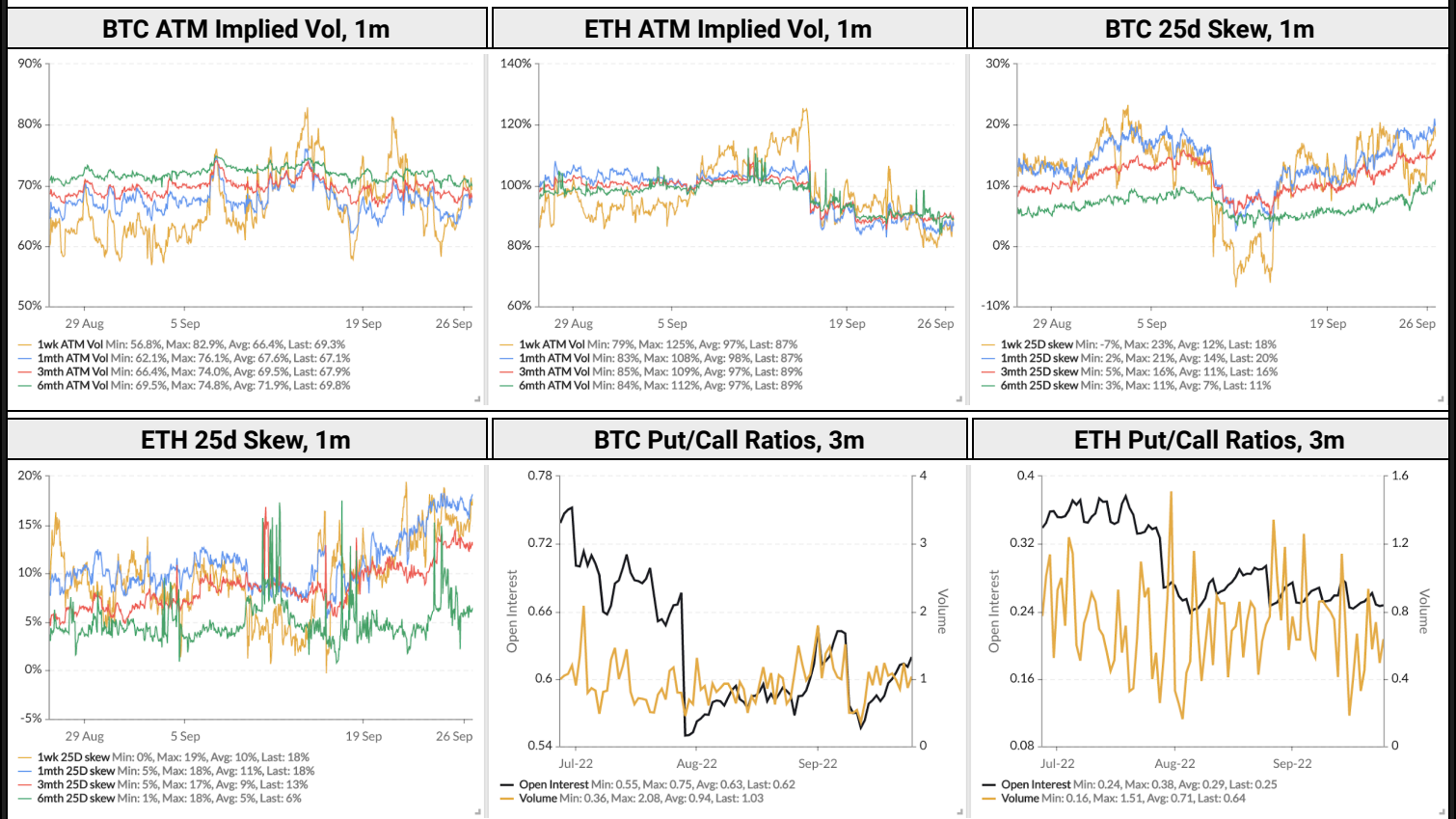
Correlations

Intra-Crypto Correlations, LTM							Rolling 3M Correlations, LTM	
	BTC	ETH	BNB	XRP	DOGE	ADA		
BTC								
ETH	0.88							
BNB	0.82	0.85						
XRP	0.73	0.73	0.74					
DOGE	0.64	0.64	0.65	0.59				
ADA	0.76	0.76	0.75	0.73	0.62			

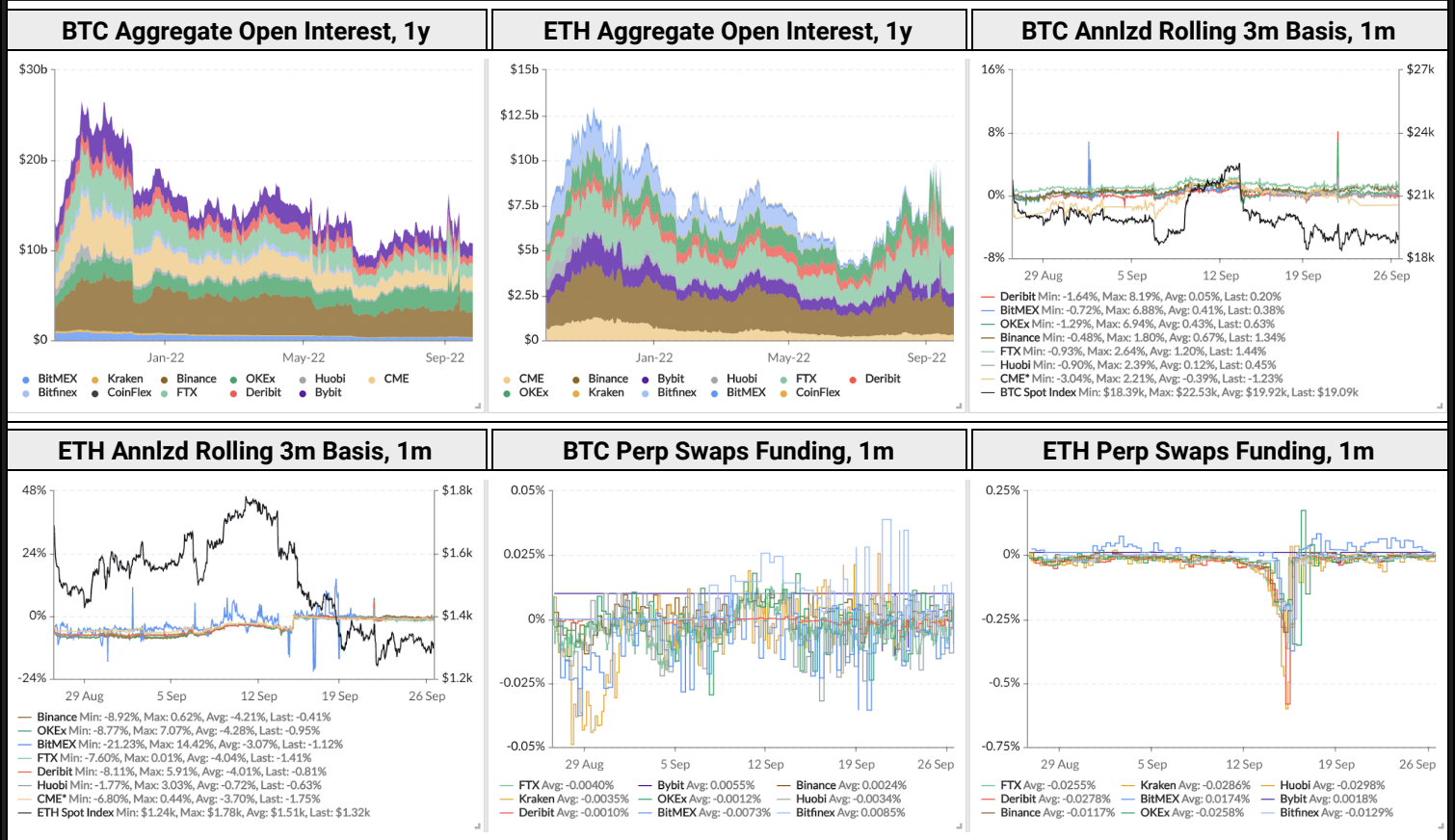
Crypto News

- [Bitcoin Miner Hive Blockchain Holds \\$68M of BTC. Has no Debt Costs on Equipment - CoinDesk](#)
- [Wuhan omits NFTs from metaverse plan amid regulatory uncertainty in China - Cointelegraph](#)
- [FTX weekly stablecoin outflows surge as Binance piles on the pressure - The Block](#)
- [Binance to sell FTX token holdings. Alameda CEO says leaked balance sheet is incomplete - The Block](#)
- [Google Cloud adding BigQuery support for Solana in Q1 2023 - The Block](#)
- [Gala token exploit 'not a white hat act.' Huobi Global - Cointelegraph](#)
- [Solana's co-founder addresses the blockchain's reliability at Breakpoint - Cointelegraph](#)
- [Vitalik reveals a new phase in the Ethereum roadmap: The Scourge - Cointelegraph](#)

Crypto Options (data as of Sep. 26, 2022)



Crypto Futures (data as of Sep. 26, 2022)





November 7, 2022

About GSR

GSR is a global leader in digital asset trading, market making, OTC derivatives, and investments. We operate in a culture of excellence and leverage our first-rate reputation, deep relationships and proprietary trading technology to move swiftly and capitalize on market opportunities.

GSR's experienced team brings together decades of institutional trading expertise, while our industry-leading proprietary technology stack anchors everything we do.

Our main service areas are: market making; proprietary and algorithmic trading; client execution; structured products; risk management solutions; and portfolio investments.

For more information or if we can help with anything, please see gsr.io or contact us at gsr@gsr.io.

Follow GSR for more content: [Twitter](#) [Telegram](#) [LinkedIn](#)

Authors

Matt Kunke, Junior Strategist [Twitter](#) [Telegram](#) [LinkedIn](#)
Brian Rudick, Senior Strategist [Telegram](#) [LinkedIn](#)

Required Disclosures

*Based on price returns for the following ETFs: VOO, QQQ, EWU, EWG, EWJ, and EWH.

This material is provided by GSR (the "Firm") solely for informational purposes, is intended only for sophisticated, institutional investors and does not constitute an offer or commitment, a solicitation of an offer or commitment, or any advice or recommendation, to enter into or conclude any transaction (whether on the terms shown or otherwise), or to provide investment services in any state or country where such an offer or solicitation or provision would be illegal. The Firm is not and does not act as an advisor or fiduciary in providing this material.

This material is not a research report, and not subject to any of the independence and disclosure standards applicable to research reports prepared pursuant to FINRA or CFTC research rules. This material is not independent of the Firm's proprietary interests, which may conflict with the interests of any counterparty of the Firm. The Firm trades instruments discussed in this material for its own account, may trade contrary to the views expressed in this material, and may have positions in other related instruments.

Information contained herein is based on sources considered to be reliable, but is not guaranteed to be accurate or complete. Any opinions or estimates expressed herein reflect a judgment made by the author(s) as of the date of publication, and are subject to change without notice. Trading and investing in digital assets involves significant risks including price volatility and illiquidity and may not be suitable for all investors. The Firm is not liable whatsoever for any direct or consequential loss arising from the use of this material. Copyright of this material belongs to GSR. Neither this material nor any copy thereof may be taken, reproduced or redistributed, directly or indirectly, without prior written permission of GSR.

Sources

CoinGecko	Santiment	DefiPulse	WoldCoinIndex.com	Yahoo
CoinMarketCap	Skew	TradingView	Investing.com	Google
		DefiLlama		