











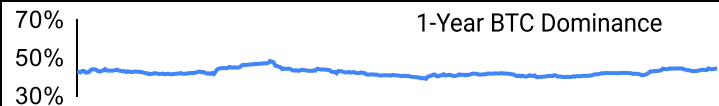
Crypto Leaderboard

Rank	Name	Ticker	Price	24h	7d	30d	24h Vol \$m	MC \$m	1-Year Chart
1	Bitcoin	BTC	\$24,670	-1%	13%	8%	36,488	476,672	
2	Ethereum	ETH	\$1,673	-2%	11%	2%	8,668	201,917	
3	Tether	USDT	\$1.00	0%	0%	0%	47,910	70,448	
4	BNB	BNB	\$314	-2%	7%	3%	196	49,541	
5	USD Coin	USDC	\$1.00	0%	0%	0%	3,312	42,069	
6	XRP	XRP	\$0.39	-4%	5%	-3%	1,578	19,850	
7	Cardano	ADA	\$0.39	-4%	9%	4%	386	13,800	
8	OKB	OKB	\$51.6	-4%	26%	41%	44	12,765	
9	Binance	BUSD	\$1.00	0%	0%	0%	9,521	12,578	
10	Polygon	MATIC	\$1.38	-7%	17%	39%	883	12,512	

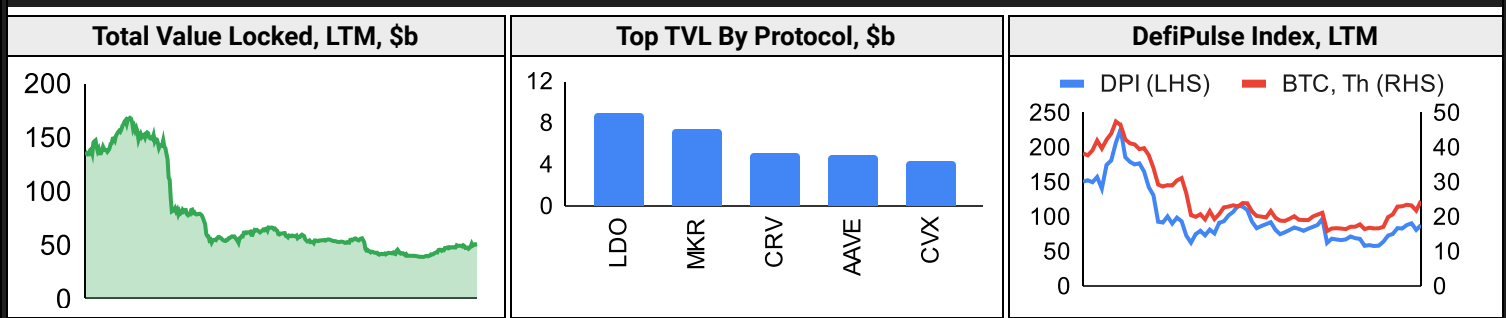
Top & Bottom Performers - Top 100 Tokens

24h		7 Days		30 Days		90 Days		365 Days	
WEMIX	9%	CFX	495%	CFX	1015%	CFX	1005%	AGIX	316%
AGIX	9%	STX	102%	WEMIX	338%	AGIX	860%	BGB	238%
STX	5%	WEMIX	100%	RNDR	146%	RNDR	263%	TWT	222%
GT	5%	NEO	62%	AGIX	139%	APT	201%	CFX	202%
LRC	-7%	USDP	-1%	QNT	-3%	GUSD	-2%	AXS	-77%
AR	-8%	LUNC	-2%	LUNC	-8%	LEO	-21%	CRO	-78%
FIL	-8%	HBAR	-2%	XMR	-9%	CHZ	-24%	OSMO	-87%
KLAY	-12%	APT	-2%	AXS	-14%	TWT	-30%	LUNC	-100%

Category Performance

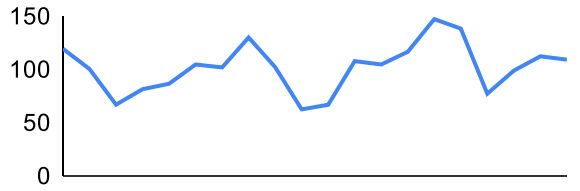
Category	7d	30d	90d	180d	365d	Ecosystem	7d	30d	90d	180d	365d
Meme	13%	84%	121%	84%	-25%	Gnosis Chain	19%	41%	69%	7%	-53%
Scaling	7%	46%	95%	33%	-45%	Polkadot	19%	34%	58%	13%	-42%
IoT/Data/Comp.	14%	24%	41%	-6%	-56%	Solana	9%	31%	76%	-21%	-65%
Other DeFi	10%	23%	65%	17%	-22%	BSC	10%	29%	38%	8%	-27%
Smart Contract	16%	21%	55%	-7%	-49%	Cosmos	6%	27%	88%	42%	-41%
DEX	10%	21%	41%	-6%	-51%	Polygon	13%	26%	56%	15%	-33%
Privacy	9%	13%	36%	-8%	-44%	Tron	13%	21%	38%	11%	-18%
CEXs	11%	10%	32%	7%	-19%	Avalanche	10%	17%	42%	-6%	-48%
Currency	9%	9%	19%	9%	-39%						
Gaming/Entertain	9%	8%	43%	-21%	-63%						
Lending	5%	4%	21%	-29%	-62%						

DeFi

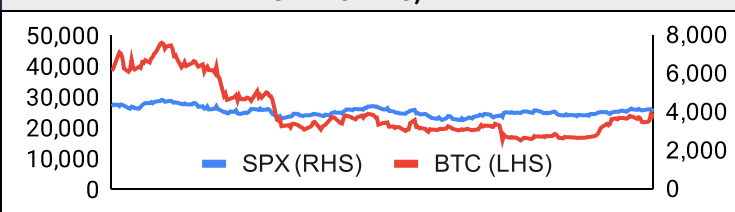


Trading Volume

Aggregate Volumes by Product, \$b					Top Derivatives Exchanges, \$m and bps				Top Spot Exchanges, \$m			
Product	1d	7d	30d	O/I	Exchange	1d Vol	O/I	Mkr	Tkr	Exchange	Score	1d Vol
Spot	34	235	873	n/a	Binance	52,108	31,228	2.0	4.0	Binance	9.9	22,664
Perpetuals	61	478	1,730	13	Bybit	10,732	3,946	1.0	6.0	Coinbase	7.6	1,458
Futures	1	5	17	1	OKX	14,281	3,101	2.0	5.0	Kraken	7.4	648
Options*	1	9	30	n/a	KuCoin	2,109	1,694	2.0	6.0	KuCoin	6.8	907

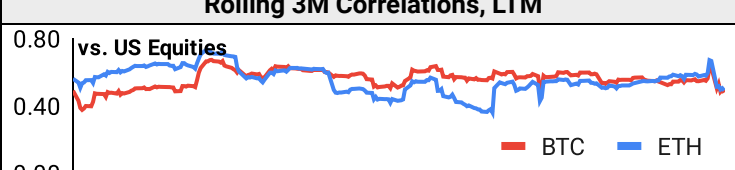
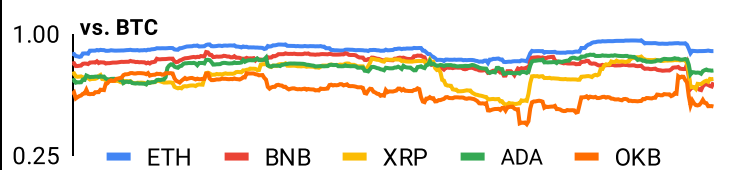
20 Day Volume - Top 100 Tokens, \$b		Top Volume, 1d, \$m		Top Volume, %20d Avg		Low Volume, %20d Avg	
		USDT	43,216	NEO	529%	FXS	44%
		BTC	28,089	STX	512%	APT	51%
		BUSD	8,678	CFX	362%	RPL	52%
		ETH	7,925	XEC	330%	FRAX	55%
		USDC	3,616	CRO	323%	LUNC	58%

Traditional Finance

Global Equity Markets*							SPX vs. BTC, LTM	
	US	US Grwth	UK	Germany	Japan	HK		
1D	0%	-1%	0%	0%	0%	-1%		
7D	-1%	-2%	-1%	0%	-1%	-3%		
90D	1%	4%	6%	12%	3%	9%		
365D	-5%	-11%	-4%	-7%	-10%	-12%		

10-Year Treasury Yields							Commodities & FX					
	US	Brazil	UK	Germany	Japan	HK						
Last	3.94%	13.20%	3.65%	2.54%	0.50%	3.72%	Last	WTI	Gas	Gold	USD/EUR	USD/JPY
1d Chg	0.11	-0.05	0.18	0.09	0.00	-0.07	1d % Chg	76.6	2.19	1,844	0.94	135.1

Correlations

Intra-Crypto Correlations, LTM							Rolling 3M Correlations, LTM	
	BTC	ETH	BNB	XRP	ADA	OKB		
BTC								
ETH	0.89							
BNB	0.82	0.83						
XRP	0.74	0.76	0.75					
ADA	0.80	0.81	0.79	0.76				
OKB	0.61	0.61	0.62	0.55	0.59			

Crypto News

- [Composable Finance CTO exits citing 'unethical management' - The Block](#)
- [FTX Japan to resume crypto and fiat withdrawals on Feb. 21 - The Block](#)
- [Crypto hedge fund Galois Capital shuts after getting caught up in FTX saga: FT - The Block](#)
- [Yield Guild Games raising \\$75 million venture fund to double down on web3 gaming - The Block](#)
- [OpenSea makes changes to fees following tension with Blur - The Block](#)
- [Market makers in the crypto industry: party planners or bartenders? - Cointelegraph](#)
- [US regulatory crackdown leads to \\$32M digital asset outflows: CoinShares - Cointelegraph](#)
- [Composable Finance CEO denies legal violations as CTO steps down - Cointelegraph](#)

About GSR

GSR is a global leader in digital asset trading, market making, OTC derivatives, and investments. We operate in a culture of excellence and leverage our first-rate reputation, deep relationships and proprietary trading technology to move swiftly and capitalize on market opportunities.

GSR's experienced team brings together decades of institutional trading expertise, while our industry-leading proprietary technology stack anchors everything we do.

Our main service areas are: market making; proprietary and algorithmic trading; client execution; structured products; risk management solutions; and portfolio investments.

For more information or if we can help with anything, please see gsr.io or contact us at gsr@gsr.io.

Follow GSR for more content: [Twitter](#) [Telegram](#) [LinkedIn](#)

Authors

Matt Kunke, Junior Strategist [Twitter](#) [Telegram](#) [LinkedIn](#)
Brian Rudick, Senior Strategist [Twitter](#) [Telegram](#) [LinkedIn](#)

Required Disclosures

*Options volume is based on Deribit's volume in BTC/ETH/SOL and converted to \$ volume based on current prices. Market returns are based on price returns for the following ETFs: VOO, QQQ, EWU, EWG, EWJ, and EWH.

This material is provided by GSR (the "Firm") solely for informational purposes, is intended only for sophisticated, institutional investors and does not constitute an offer or commitment, a solicitation of an offer or commitment, or any advice or recommendation, to enter into or conclude any transaction (whether on the terms shown or otherwise), or to provide investment services in any state or country where such an offer or solicitation or provision would be illegal. The Firm is not and does not act as an advisor or fiduciary in providing this material.

This material is not a research report, and not subject to any of the independence and disclosure standards applicable to research reports prepared pursuant to FINRA or CFTC research rules. This material is not independent of the Firm's proprietary interests, which may conflict with the interests of any counterparty of the Firm. The Firm trades instruments discussed in this material for its own account, may trade contrary to the views expressed in this material, and may have positions in other related instruments.

Information contained herein is based on sources considered to be reliable, but is not guaranteed to be accurate or complete. Any opinions or estimates expressed herein reflect a judgment made by the author(s) as of the date of publication, and are subject to change without notice. Trading and investing in digital assets involves significant risks including price volatility and illiquidity and may not be suitable for all investors. The Firm is not liable whatsoever for any direct or consequential loss arising from the use of this material. Copyright of this material belongs to GSR. Neither this material nor any copy thereof may be taken, reproduced or redistributed, directly or indirectly, without prior written permission of GSR.

Sources

CoinGecko	Santiment	DefiPulse	WoldCoinIndex.com	Yahoo
CoinMarketCap	Deribit	TradingView	Investing.com	Google
		DefiLlama		