

Crypto Leaderboard

Rank	Name	Ticker	Price	24h	7d	30d	24h Vol \$m	MC \$m	1-Year Chart
1	Bitcoin	BTC	\$24,909	0%	15%	11%	70,812	480,770	
2	Ethereum	ETH	\$1,659	-1%	8%	6%	32,991	199,432	
3	Tether	USDT	\$1.01	0%	1%	0%	69,090	74,719	
4	BNB	BNB	\$312	1%	9%	5%	1,225	49,235	
5	USD Coin	USDC	\$1.01	0%	0%	0%	6,630	37,644	
6	XRP	XRP	\$0.36	-1%	-7%	-5%	1,015	18,538	
7	Cardano	ADA	\$0.33	-4%	2%	-16%	490	11,394	
8	Polygon	MATIC	\$1.13	-3%	7%	-11%	813	10,269	
9	Dogecoin	DOGE	\$0.07	-3%	-1%	-16%	579	9,792	
10	Lido	STETH	\$1,654	-1%	8%	8%	51	9,582	

Top & Bottom Performers - Top 100 Tokens

24h		7 Days		30 Days		90 Days		365 Days	
GMX	6%	HALO	93%	CFX	412%	CFX	1127%	AGIX	490%
USDD	1%	CFX	53%	STX	194%	AGIX	1026%	OKB	147%
KCS	1%	STX	45%	GT	23%	FET	367%	CFX	146%
XAUT	1%	AGIX	40%	NEO	23%	STX	272%	BGB	84%
FIL	-10%	FXS	-7%	RNDR	-23%	LUNC	-11%	CRO	-83%
KAVA	-11%	DASH	-9%	AR	-26%	BSV	-23%	AXS	-84%
MKR	-12%	HT	-15%	LUNC	-27%	HT	-26%	OSMO	-91%
CFX	-14%	MKR	-16%	HBAR	-31%	TWT	-30%	LUNC	-100%

Category Performance

Category	7d	30d	90d	180d	365d	Ecosystem	7d	30d	90d	180d	365d
Other DeFi	14%	1%	71%	14%	-40%	Gnosis Chain	12%	1%	63%	-1%	-63%
CEXs	8%	-1%	29%	7%	-27%	Tron	10%	0%	25%	3%	-29%
Currency	9%	-6%	17%	-7%	-51%	Avalanche	10%	-6%	41%	-12%	-58%
Meme	7%	-7%	94%	90%	-28%	Polkadot	9%	-7%	36%	-3%	-56%
Smart Contract	11%	-7%	39%	-18%	-60%	Polygon	13%	-8%	44%	2%	-52%
DEX	9%	-10%	39%	-12%	-61%	Cosmos	12%	-11%	63%	26%	-57%
IoT/Data/Comp.	9%	-12%	32%	-19%	-68%	BSC	12%	-12%	33%	-5%	-49%
Lending	7%	-13%	22%	-36%	-70%	Solana	7%	-12%	55%	-32%	-72%
Gaming/Entertai	11%	-14%	35%	-31%	-69%						
Scaling	13%	-14%	75%	19%	-60%						
Privacy	4%	-15%	10%	-19%	-62%						

DeFi

Total Value Locked, LTM, \$b	Top TVL By Protocol, \$b	DefiPulse Index, LTM

Trading Volume

Aggregate Volumes by Product, \$b					Top Derivatives Exchanges, \$m and bps				Top Spot Exchanges, \$m			
Product	1d	7d	30d	O/I	Exchange	1d Vol	O/I	Mkr	Tkr	Exchange	Score	1d Vol
Spot	44	311	967	n/a	Binance	75,405	28,409	2.0	4.0	Binance	9.9	26,837
Perpetuals	88	600	1,940	13	Bybit	15,156	3,663	1.0	6.0	Coinbase	7.8	2,118
Futures	0	6	17	1	OKX	19,719	2,285	2.0	5.0	Kraken	7.7	1,139
Options*	1	15	37	n/a	KuCoin	2,797	1,283	2.0	6.0	KuCoin	6.8	846

20 Day Volume - Top 100 Tokens, \$b		Top Volume, 1d, \$m		Top Volume, %20d Avg		Low Volume, %20d Avg	
		USDT	57,402	GMX	355%	FRAX	37%
		BTC	40,184	CFX	246%	BGB	48%
		ETH	11,802	IMX	236%	LEO	58%
		BUSD	7,470	USDP	213%	XAUT	59%
		USDC	6,821	SNX	203%	DAI	64%

Traditional Finance

Global Equity Markets*							SPX vs. BTC, LTM	
	US	US Grwth	UK	Germany	Japan	HK		
1D	0%	0%	0%	0%	1%	-1%		
7D	-1%	2%	-4%	-4%	-3%	-3%		
90D	1%	9%	0%	7%	2%	-5%		
365D	-11%	-12%	-7%	-9%	-9%	-11%		

10-Year Treasury Yields							Commodities & FX					
	US	Brazil	UK	Germany	Japan	HK	Last	WTI	Gas	Gold	USD/EUR	USD/JPY
Last	3.42%	13.20%	3.34%	2.19%	0.24%	3.21%	66.8	2.50	1,929	0.94	132.2	
1d Chg	-0.08	-0.04	0.02	0.07	-0.05	-0.06	-1.2%	2.6%	-0.1%	-0.3%	-0.9%	

Correlations

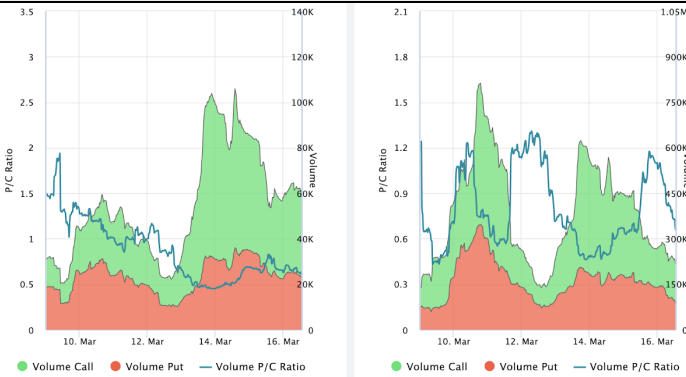
Intra-Crypto Correlations, LTM							Rolling 3M Correlations, LTM	
	BTC	ETH	BNB	XRP	ADA	MATIC		
BTC								
ETH	0.89							
BNB	0.82	0.83						
XRP	0.73	0.76	0.74					
ADA	0.79	0.80	0.79	0.76				
MATIC	0.77	0.82	0.78	0.74	0.77			

Crypto News

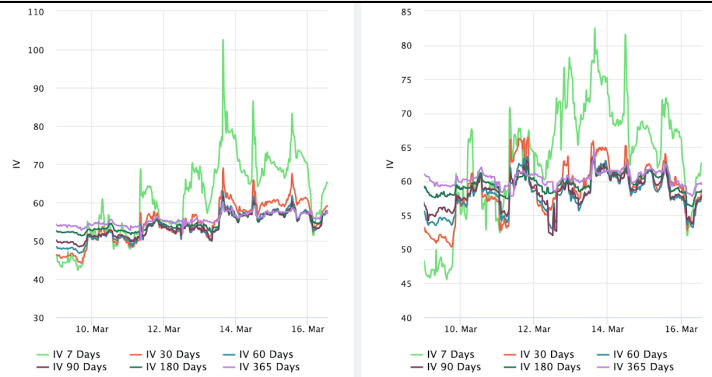
- [Shiba Inu Token Falls 10% Amid Shibarium Code Drama - CoinDesk](#)
- [Arbitrum's long-awaited airdrop to go live next week, with self-executing DAO - The Block](#)
- [Ark raises \\$16.3 million for new crypto fund amid buying spree - The Block](#)
- [Binance-Voyager deal to proceed without holdings, NY judge rules - Cointelegraph](#)
- [FDIC asked Signature buyers to stop all crypto business: Report - Cointelegraph](#)
- [SBF's inner circle received \\$3.2B, mainly from Alameda: Court filings - Cointelegraph](#)
- [Federal Reserve confirms July launch for FedNow instant payment service - Cointelegraph](#)
- [Circle clears 'substantially all' minting and redemption backlog for USDC - Cointelegraph](#)

Crypto Options

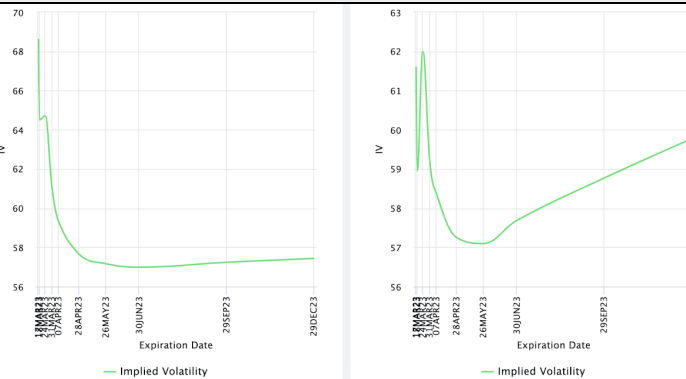
Options Volume & Put/Call Ratio (BTC LHS ; ETH RHS), 1d



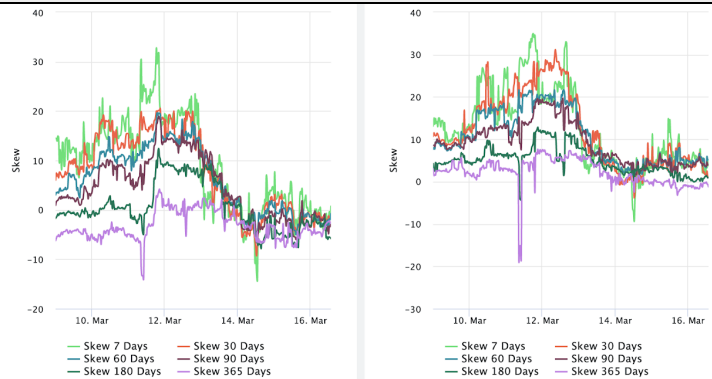
ATM Implied Volatility (BTC LHS ; ETH RHS)



ATM Implied Vol Term Structure (BTC LHS ; ETH RHS)

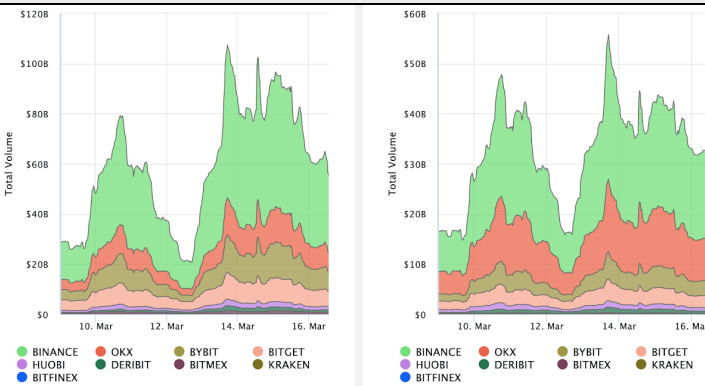


25 Delta Skew (BTC LHS ; ETH RHS)

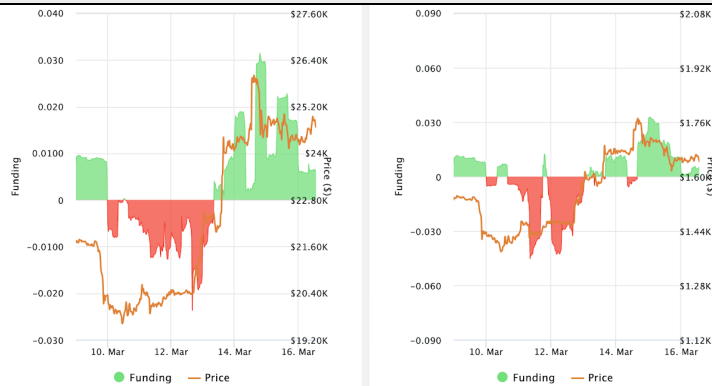


Crypto Futures

Futures Volume (BTC LHS ; ETH RHS), 1d



Volume Weighted Funding Rate (BTC LHS ; ETH RHS), 1d



Annualized Basis (BTC LHS ; ETH RHS), 3m



Liquidations (BTC LHS ; ETH RHS), 1d



About GSR

GSR is a global leader in digital asset trading, market making, OTC derivatives, and investments. We operate in a culture of excellence and leverage our first-rate reputation, deep relationships and proprietary trading technology to move swiftly and capitalize on market opportunities.

GSR's experienced team brings together decades of institutional trading expertise, while our industry-leading proprietary technology stack anchors everything we do.

Our main service areas are: market making; proprietary and algorithmic trading; client execution; structured products; risk management solutions; and portfolio investments.

For more information or if we can help with anything, please see gsr.io or contact us at gsr@gsr.io.

Follow GSR for more content: [Twitter](#) [Telegram](#) [LinkedIn](#)

Authors

Matt Kunke, Junior Strategist [Twitter](#) [Telegram](#) [LinkedIn](#)
Brian Rudick, Senior Strategist [Twitter](#) [Telegram](#) [LinkedIn](#)

Required Disclosures

This material is provided by GSR (the "Firm") solely for informational purposes, is intended only for sophisticated, institutional investors and does not constitute an offer or commitment, a solicitation of an offer or commitment, or any advice or recommendation, to enter into or conclude any transaction (whether on the terms shown or otherwise), or to provide investment services in any state or country where such an offer or solicitation or provision would be illegal. The Firm is not and does not act as an advisor or fiduciary in providing this material.

This material is not a research report, and not subject to any of the independence and disclosure standards applicable to research reports prepared pursuant to FINRA or CFTC research rules. This material is not independent of the Firm's proprietary interests, which may conflict with the interests of any counterparty of the Firm. The Firm trades instruments discussed in this material for its own account, may trade contrary to the views expressed in this material, and may have positions in other related instruments.

Information contained herein is based on sources considered to be reliable, but is not guaranteed to be accurate or complete. Any opinions or estimates expressed herein reflect a judgment made by the author(s) as of the date of publication, and are subject to change without notice. Trading and investing in digital assets involves significant risks including price volatility and illiquidity and may not be suitable for all investors. The Firm is not liable whatsoever for any direct or consequential loss arising from the use of this material. Copyright of this material belongs to GSR. Neither this material nor any copy thereof may be taken, reproduced or redistributed, directly or indirectly, without prior written permission of GSR.

Sources

*All options data is based on Deribit and Options-based graphs are from Laevidas based on Deribit data. Market returns are based on price returns for the following ETFs: VOO, QQQ, EWU, EWG, EWJ, and EWH.

CoinGecko	Santiment	DefiLlama	CoinMarketCap	Laevidas
Investing.com	Google Finance	TradingView	Deribit	WoldCoinIndex.com