

Crypto Leaderboard

Rank	Name	Ticker	Price	24h	7d	30d	24h Vol \$m	MC \$m	1-Year Chart
1	Bitcoin	BTC	\$26,736	8%	31%	10%	52,837	518,529	
2	Ethereum	ETH	\$1,746	6%	21%	4%	12,349	210,798	
3	Tether	USDT	\$1.01	0%	0%	0%	68,016	75,611	
4	BNB	BNB	\$335	8%	21%	5%	2,140	52,929	
5	USD Coin	USDC	\$1.00	0%	0%	0%	6,110	36,930	
6	XRP	XRP	\$0.38	4%	1%	-7%	961	19,174	
7	Cardano	ADA	\$0.34	6%	10%	-19%	430	12,000	
8	Polygon	MATIC	\$1.2	7%	18%	-10%	564	10,941	
9	Dogecoin	DOGE	\$0.08	7%	13%	-16%	572	10,422	
10	Lido	STETH	\$1,740	5%	21%	6%	91	10,128	

Top & Bottom Performers - Top 100 Tokens

24h		7 Days		30 Days		90 Days		365 Days	
CFX	21%	CFX	106%	CFX	273%	CFX	1329%	AGIX	553%
STX	20%	STX	84%	STX	213%	AGIX	1104%	CFX	192%
IMX	19%	AGIX	65%	NEO	29%	FET	387%	OKB	146%
FTM	15%	IMX	54%	XDC	22%	STX	347%	BGB	95%
LEO	0%	USDD	0%	LUNC	-27%	LEO	-16%	RUNE	-82%
DAI	0%	LUNC	0%	MINA	-27%	BSV	-21%	AXS	-83%
BUSD	0%	LEO	0%	RNDR	-30%	HT	-25%	OSMO	-90%
KAVA	-1%	MKR	-10%	HBAR	-31%	TWT	-27%	LUNC	-100%

Category Performance

Category	7d	30d	90d	180d	365d	Ecosystem	7d	30d	90d	180d	365d
Other DeFi	17%	-2%	76%	34%	-37%	Gnosis Chain	17%	-1%	69%	16%	-60%
CEXs	12%	-2%	33%	16%	-26%	Tron	15%	-3%	25%	12%	-27%
Currency	15%	-7%	22%	6%	-49%	Avalanche	16%	-7%	44%	3%	-57%
Smart Contract	17%	-9%	45%	-3%	-58%	Polkadot	16%	-8%	40%	11%	-54%
DEX	15%	-11%	43%	3%	-60%	Polygon	18%	-9%	50%	19%	-50%
Lending	12%	-12%	24%	-27%	-70%	BSC	16%	-13%	35%	9%	-49%
IoT/Data/Comp.	14%	-14%	35%	-7%	-65%	Cosmos	15%	-13%	66%	44%	-55%
Gaming/Entertai	16%	-15%	42%	-19%	-68%	Solana	12%	-14%	58%	-22%	-72%
Scaling	18%	-15%	86%	46%	-57%						
Privacy	14%	-16%	15%	-7%	-59%						
Meme	12%	-17%	107%	117%	-23%						

DeFi

Total Value Locked, LTM, \$b

Top TVL By Protocol, \$b

DefiPulse Index, LTM

Trading Volume

Aggregate Volumes by Product, \$b					Top Derivatives Exchanges, \$m and bps				Top Spot Exchanges, \$m			
Product	1d	7d	30d	O/I	Exchange	1d Vol	O/I	Mkr	Tkr	Exchange	Score	1d Vol
Spot	44	357	1,050	n/a	Binance	71,421	28,463	2.0	4.0	Binance	9.9	27,292
Perpetuals	87	682	2,110	15	Bybit	16,163	4,062	1.0	6.0	Coinbase	7.8	2,175
Futures	0	7	19	1	OKX	20,635	2,421	2.0	5.0	Kraken	7.6	1,097
Options*	2	16	40	n/a	KuCoin	3,079	1,477	2.0	6.0	KuCoin	6.8	934

20 Day Volume - Top 100 Tokens, \$b		Top Volume, 1d, \$m		Top Volume, %20d Avg		Low Volume, %20d Avg	
		USDT	58,762	BNB	232%	FRAX	26%
		BTC	42,689	IMX	202%	OSMO	53%
		ETH	10,805	KCS	184%	KLAY	53%
		BUSD	7,681	GRT	182%	XAUT	54%
		USDC	6,288	CFX	180%	FXS	57%

Traditional Finance

Global Equity Markets*							SPX vs. BTC, LTM	
	US	US Grwth	UK	Germany	Japan	HK		
1D	2%	3%	1%	1%	2%	-2%		
7D	3%	6%	-2%	-2%	-1%	0%		
90D	4%	14%	2%	9%	3%	-3%		
365D	-10%	-11%	-7%	-7%	-9%	-11%		

10-Year Treasury Yields							Commodities & FX					
	US	Brazil	UK	Germany	Japan	HK	WTI	Gas	Gold	USD/EUR	USD/JPY	
Last	3.46%	13.09%	3.32%	2.16%	0.25%	3.20%	Last	67.7	2.42	1,953	0.94	132.5
1d Chg	-0.12	-0.04	-0.11	-0.09	-0.03	-0.06	1d % Chg	-0.9%	-3.8%	1.6%	-0.2%	-1.0%

Correlations

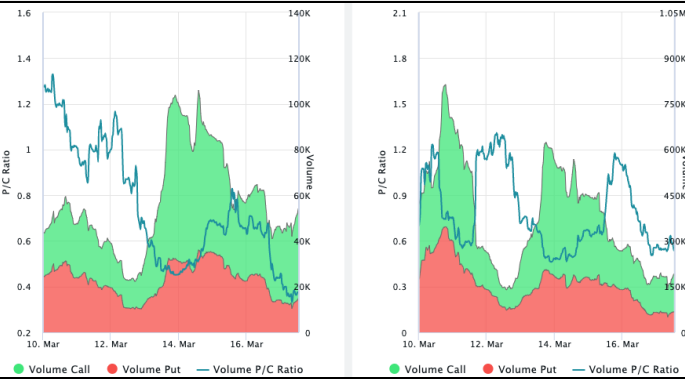
Intra-Crypto Correlations, LTM							Rolling 3M Correlations, LTM	
	BTC	ETH	BNB	XRP	ADA	MATIC		
BTC								
ETH	0.89							
BNB	0.81	0.82						
XRP	0.73	0.76	0.74					
ADA	0.79	0.80	0.78	0.76				
MATIC	0.77	0.83	0.78	0.74	0.77			

Crypto News

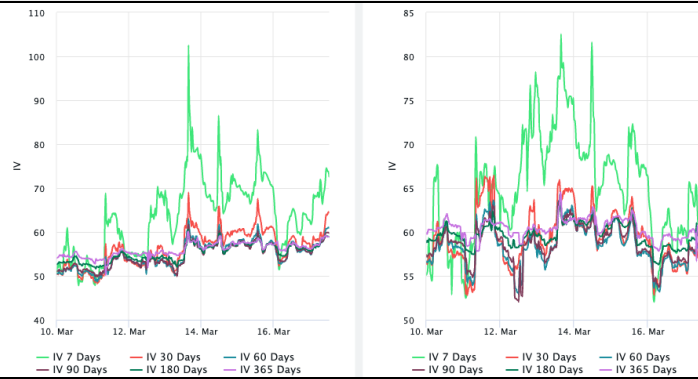
- [Ethereum's next big upgrade Shapella expected to hit mainnet on April 12 - The Block](#)
- [Sam Altman's Worldcoin signs outsourcing deal to ramp up production of iris-scanning orbs - The Block](#)
- [Polygon spins off project Avail and co-founder departs - The Block](#)
- [Breaking: SVB Financial Group files for Chapter 11 bankruptcy - Cointelegraph](#)
- [Post-Merge Ethereum: Grayscale extends review of ETHPoW decision - Cointelegraph](#)
- [Signum Digital scores approval to offer security tokens in Hong Kong - Cointelegraph](#)
- [Euler Finance hacked despite 10 audits in 2 years, says CEO - Cointelegraph](#)
- [LinksDAO wins bid to buy its first golf course, says CEO - Cointelegraph](#)

Crypto Options

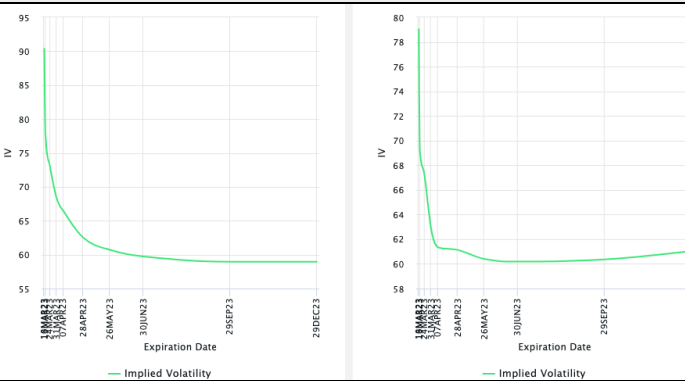
Options Volume & Put/Call Ratio (BTC LHS ; ETH RHS), 1d



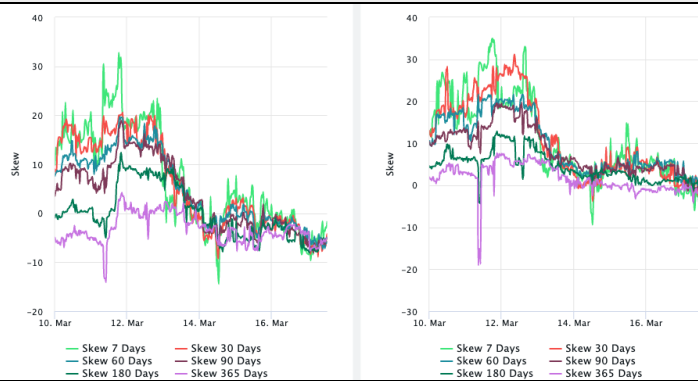
ATM Implied Volatility (BTC LHS ; ETH RHS)



ATM Implied Vol Term Structure (BTC LHS ; ETH RHS)

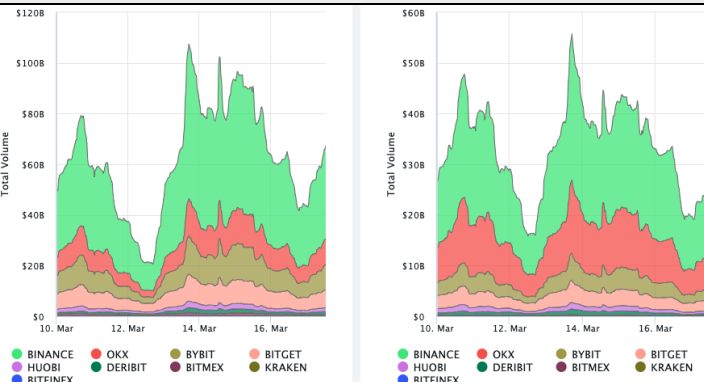


25 Delta Skew (BTC LHS ; ETH RHS)

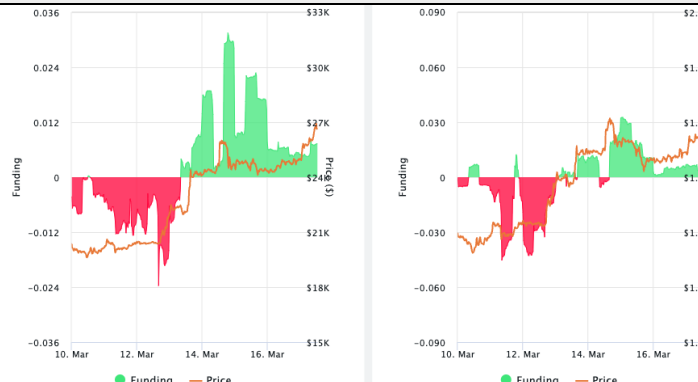


Crypto Futures

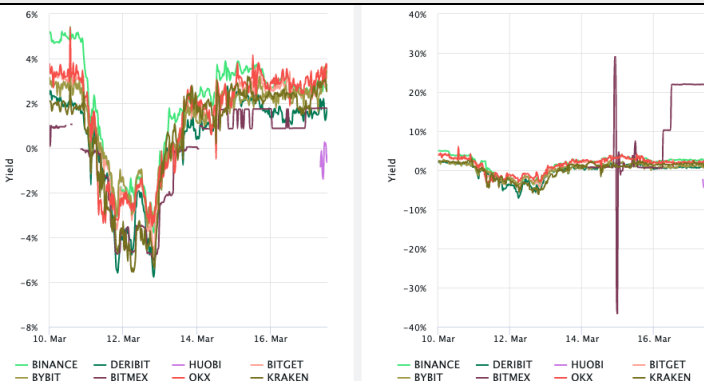
Futures Volume (BTC LHS ; ETH RHS), 1d



Volume Weighted Funding Rate (BTC LHS ; ETH RHS), 1d



Annualized Basis (BTC LHS ; ETH RHS), 3m



Liquidations (BTC LHS ; ETH RHS), 1d



About GSR

GSR is a global leader in digital asset trading, market making, OTC derivatives, and investments. We operate in a culture of excellence and leverage our first-rate reputation, deep relationships and proprietary trading technology to move swiftly and capitalize on market opportunities.

GSR's experienced team brings together decades of institutional trading expertise, while our industry-leading proprietary technology stack anchors everything we do.

Our main service areas are: market making; proprietary and algorithmic trading; client execution; structured products; risk management solutions; and portfolio investments.

For more information or if we can help with anything, please see gsr.io or contact us at gsr@gsr.io.

Follow GSR for more content: [Twitter](#) [Telegram](#) [LinkedIn](#)

Authors

Matt Kunke, Junior Strategist [Twitter](#) [Telegram](#) [LinkedIn](#)
Brian Rudick, Senior Strategist [Twitter](#) [Telegram](#) [LinkedIn](#)

Required Disclosures

This material is provided by GSR (the "Firm") solely for informational purposes, is intended only for sophisticated, institutional investors and does not constitute an offer or commitment, a solicitation of an offer or commitment, or any advice or recommendation, to enter into or conclude any transaction (whether on the terms shown or otherwise), or to provide investment services in any state or country where such an offer or solicitation or provision would be illegal. The Firm is not and does not act as an advisor or fiduciary in providing this material.

This material is not a research report, and not subject to any of the independence and disclosure standards applicable to research reports prepared pursuant to FINRA or CFTC research rules. This material is not independent of the Firm's proprietary interests, which may conflict with the interests of any counterparty of the Firm. The Firm trades instruments discussed in this material for its own account, may trade contrary to the views expressed in this material, and may have positions in other related instruments.

Information contained herein is based on sources considered to be reliable, but is not guaranteed to be accurate or complete. Any opinions or estimates expressed herein reflect a judgment made by the author(s) as of the date of publication, and are subject to change without notice. Trading and investing in digital assets involves significant risks including price volatility and illiquidity and may not be suitable for all investors. The Firm is not liable whatsoever for any direct or consequential loss arising from the use of this material. Copyright of this material belongs to GSR. Neither this material nor any copy thereof may be taken, reproduced or redistributed, directly or indirectly, without prior written permission of GSR.

Sources

*All options data is based on Deribit and Options-based graphs are from Laevidas based on Deribit data. Market returns are based on price returns for the following ETFs: VOO, QQQ, EWU, EWG, EWJ, and EWH.

CoinGecko	Santiment	DefiLlama	CoinMarketCap	Laevidas
Investing.com	Google Finance	TradingView	Deribit	WoldCoinIndex.com