

## Crypto Leaderboard

Rank	Name	Ticker	Price	24h	7d	30d	24h Vol \$m	MC \$m	1-Year Chart
1	Bitcoin	BTC	\$25,472	2%	-4%	-7%	11,959	494,251	
2	Ethereum	ETH	\$1,662	1%	-10%	-9%	5,857	199,768	
3	Tether	USDT	\$1.00	0%	0%	0%	16,954	83,342	
4	BNB	BNB	\$235	0%	-10%	-25%	677	36,557	
5	USD Coin	USDC	\$1.00	0%	0%	0%	3,549	28,190	
6	XRP	XRP	\$0.46	-4%	-14%	3%	1,193	24,083	
7	Lido stETH	STETH	\$1,660	1%	-10%	-8%	7	11,996	
8	Cardano	ADA	\$0.26	-1%	-20%	-32%	200	9,005	
9	Dogecoin	DOGE	\$0.06	0%	-13%	-18%	233	8,555	
10	TRON	TRX	\$0.07	-2%	-11%	-2%	272	6,240	

## Top & Bottom Performers - Top 100 Tokens

24h		7 Days		30 Days		90 Days		365 Days	
TOMI	23%	KAS	29%	BGB	4%	CUSDC	157%	RNDR	439%
KAS	10%	TOMI	8%	XDC	4%	XRD	35%	RPL	354%
KCS	10%	KCS	7%	XRP	3%	INJ	31%	INJ	333%
STX	10%	MKR	4%	MKR	3%	RNDR	26%	OKB	266%
EOS	-4%	MATIC	-26%	CHZ	-39%	STX	-53%	NEAR	-63%
XRP	-4%	FLOW	-28%	APE	-40%	FLOW	-57%	ALGO	-63%
VET	-4%	APE	-29%	FLOW	-43%	OP	-58%	AXS	-66%
MATIC	-5%	EOS	-31%	PEPE	-44%	IMX	-60%	FLOW	-68%

## Category Performance

Category	7d	30d	90d	180d	365d	Ecosystem	7d	30d	90d	180d	365d
CEXs	-5%	-14%	-23%	3%	2%	Tron	-6%	-8%	-13%	8%	-7%
Currency	-12%	-15%	-15%	4%	3%	Cosmos	-12%	-14%	-21%	33%	29%
Lending	-14%	-21%	-27%	-10%	-34%	Solana	-12%	-15%	-31%	10%	-36%
IoT/Data/Comp.	-14%	-23%	-34%	-12%	-38%	BSC	-12%	-20%	-21%	13%	3%
Smart Contract	-14%	-26%	-34%	-3%	-30%	Polkadot	-14%	-24%	-38%	-9%	-26%
Other DeFi	-14%	-26%	-27%	41%	74%	Polygon	-15%	-25%	-31%	6%	-5%
DEX	-15%	-26%	-40%	-7%	-26%	Avalanche	-13%	-25%	-33%	-5%	-18%
Privacy	-13%	-27%	-39%	-31%	-40%	Gnosis Chain	-17%	-27%	-39%	2%	-22%
Scaling	-13%	-28%	-45%	1%	10%						
Meme	-16%	-28%	-39%	16%	47%						
Gaming/Entertai	-19%	-33%	-45%	-18%	-51%						

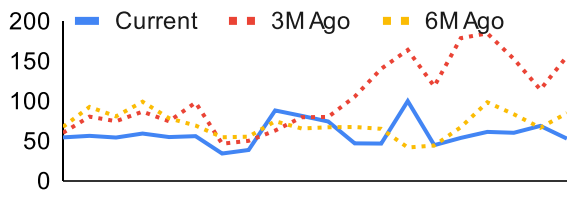
## DeFi

Total Value Locked, LTM, \$b	Top TVL By Protocol, \$b	DefiPulse Index, LTM

## Trading Volume

Top Derivatives Exchanges, \$m and bps					Top Spot Exchanges, \$m		
Exchange	1d Vol	O/I	Mkr	Tkr	Exchange	Score	1d Vol
Binance	29,858	8,238	2.0	4.0	Binance	9.9	5,972
OKX	9,431	3,091	2.0	5.0	Coinbase	8.7	877
Bybit	6,210	4,308	1.0	6.0	Kraken	8.4	546
BitMart	15,885	1,095	2.0	6.0	KuCoin	7.6	472

### Daily Spot Volume, Top 100 Tokens Last 20d, \$b



### Top Volume, 1d, \$m

USDT	20,538
BTC	13,307
ETH	5,517
USDC	3,552
BUSD	2,271

### Top Volume, %20d Avg

KCS	325%
RETH	324%
TWT	311%
FXS	196%
KAS	188%

### Low Volume, %20d Avg

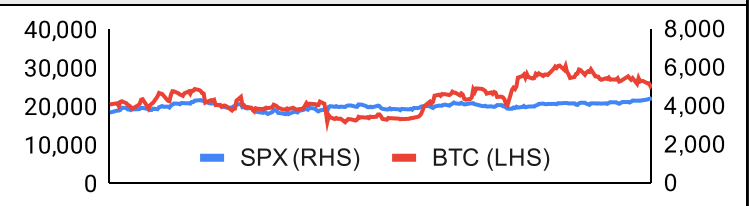
KAVA	38%
SAND	43%
MANA	46%
MIOTA	46%
WBT	47%

## Traditional Finance

### Global Equity Markets\*

	US	US Grwth	UK	Germany	Japan	HK
<b>1D</b>	1%	1%	2%	1%	0%	0%
<b>7D</b>	3%	4%	2%	4%	2%	1%
<b>90D</b>	12%	21%	6%	8%	13%	0%
<b>365D</b>	21%	36%	11%	23%	21%	-5%

### SPX vs. BTC, LTM



### 10-Year Treasury Yields

	US	Brazil	UK	Germany	Japan	HK
<b>Last</b>	3.76%	11.23%	4.42%	2.47%	0.40%	3.53%
<b>1d Chg</b>	0.04	0.07	0.04	-0.04	-0.01	-0.05

### Commodities & FX

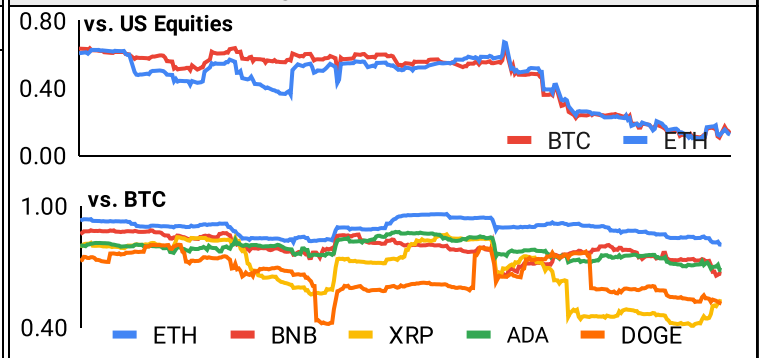
	WTI	Gas	Gold	USD/EUR	USD/JPY
<b>Last</b>	70.6	2.54	1,972	0.91	141.1
<b>1d % Chg</b>	-0.1%	0.2%	0.1%	-0.1%	0.6%

## Correlations

### Intra-Crypto Correlations, LTM

	BTC	ETH	BNB	XRP	ADA	DOGE
<b>BTC</b>						
<b>ETH</b>	0.87					
<b>BNB</b>	0.77	0.77				
<b>XRP</b>	0.65	0.67	0.59			
<b>ADA</b>	0.79	0.81	0.74	0.68		
<b>DOGE</b>	0.60	0.63	0.56	0.50	0.64	

### Rolling 3M Correlations, LTM

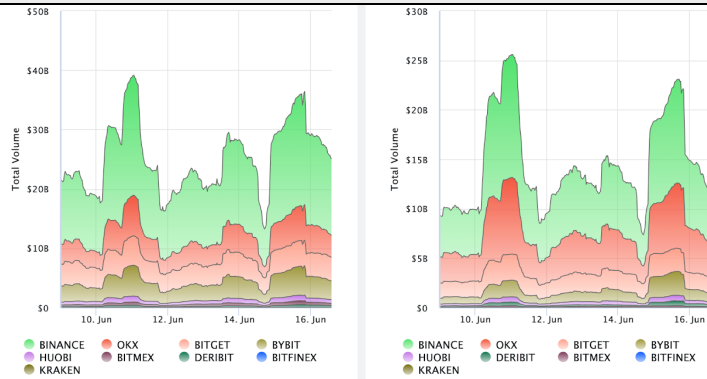


## Crypto News

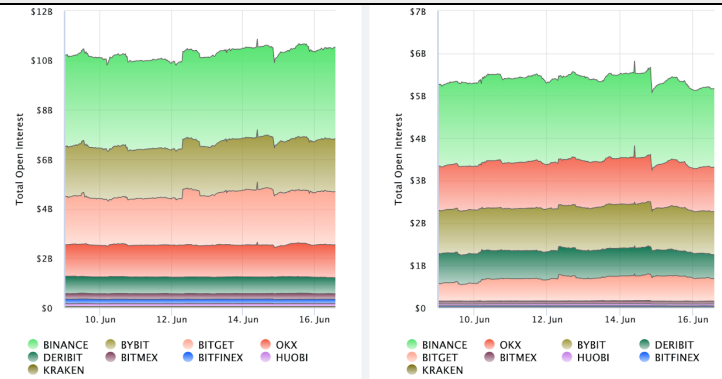
- [New York AG settles with Hong Kong-based trading platform CoinEx - The Block](#)
- [Mark Cuban: SEC and Gary Gensler are throwing crypto startups 'under the bus' - The Block](#)
- [Lens Protocol introduces community-led governance for social media platform - The Block](#)
- [The Hinman docs: Implications for XRP, SEC credibility and more - Cointelegraph](#)
- [Binance is leaving the Dutch market: Here's when - Cointelegraph](#)
- ['Hey Mercedes' — Mercedes-Benz trials ChatGPT-powered voice control - Cointelegraph](#)
- [BlackRock's Bitcoin ETF 'is the best thing to happen' to BTC, or is it? - Cointelegraph](#)
- [Investors want crypto, but not without TradFi backing: Nomura survey - Cointelegraph](#)

## Crypto Futures

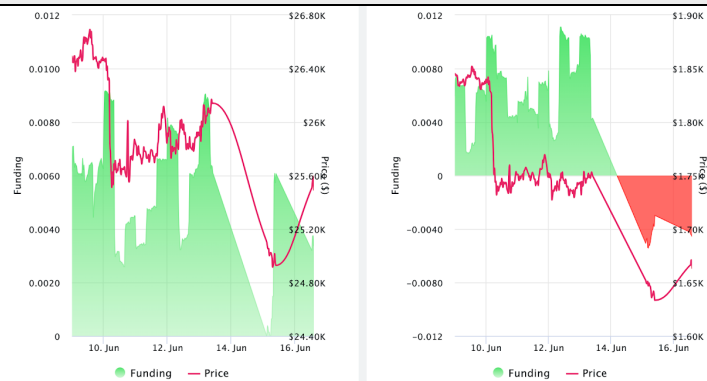
### Futures Volume (BTC LHS ; ETH RHS), 1d



### Futures Open Interest (BTC LHS ; ETH RHS)



### Volume Weighted Funding Rate (BTC LHS ; ETH RHS), 1d

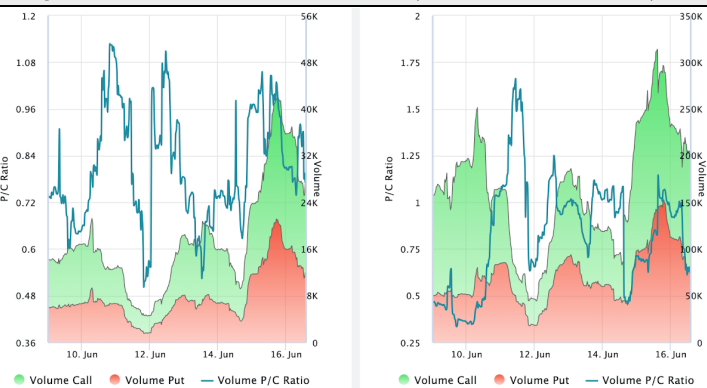


### Liquidations (BTC LHS ; ETH RHS), 1d

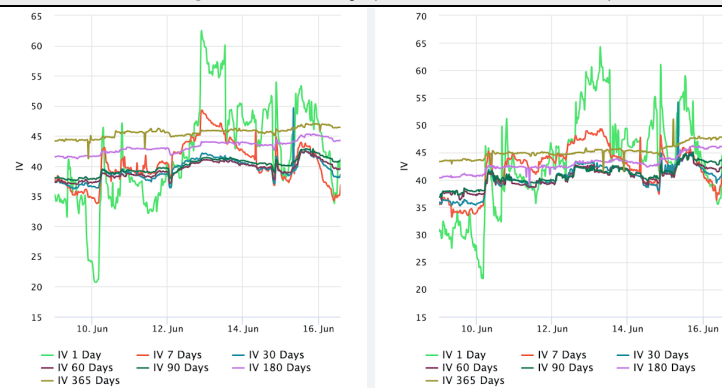


## Crypto Options

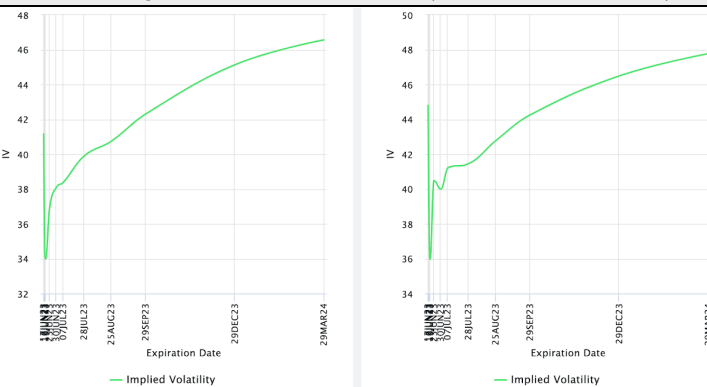
### Options Volume & Put/Call Ratio (BTC LHS ; ETH RHS), 1d



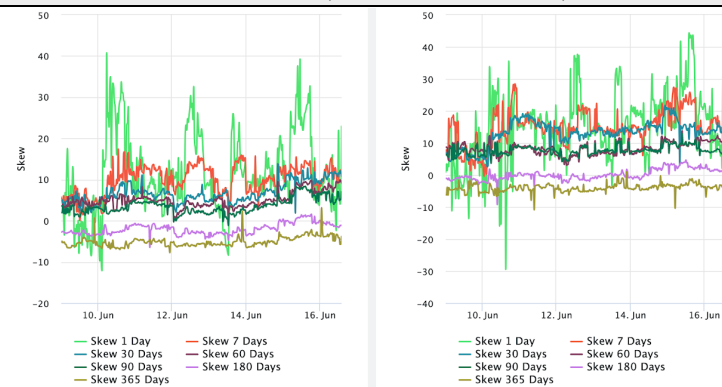
### ATM Implied Volatility (BTC LHS ; ETH RHS)



### ATM Implied Vol Term Structure (BTC LHS ; ETH RHS)



### 25 Delta Skew (BTC LHS ; ETH RHS)



## About GSR

GSR is a global leader in digital asset trading, market making, OTC derivatives, and investments. We operate in a culture of excellence and leverage our first-rate reputation, deep relationships and proprietary trading technology to move swiftly and capitalize on market opportunities.

GSR's experienced team brings together decades of institutional trading expertise, while our industry-leading proprietary technology stack anchors everything we do.

Our main service areas are: market making; proprietary and algorithmic trading; client execution; structured products; risk management solutions; and portfolio investments.

For more information or if we can help with anything, please see [gsr.io](https://gsr.io) or contact us at [gsr@gsr.io](mailto:gsr@gsr.io).

Follow GSR for more content: [Twitter](#) [Telegram](#) [LinkedIn](#)

## Authors

Matt Kunke, Research Analyst [Twitter](#) [Telegram](#) [LinkedIn](#)  
Brian Rudick, Senior Strategist [Twitter](#) [Telegram](#) [LinkedIn](#)

## Required Disclosures

*This material is provided by GSR (the "Firm") solely for informational purposes, is intended only for sophisticated, institutional investors and does not constitute an offer or commitment, a solicitation of an offer or commitment, or any advice or recommendation, to enter into or conclude any transaction (whether on the terms shown or otherwise), or to provide investment services in any state or country where such an offer or solicitation or provision would be illegal. The Firm is not and does not act as an advisor or fiduciary in providing this material.*

*This material is not a research report, and not subject to any of the independence and disclosure standards applicable to research reports prepared pursuant to FINRA or CFTC research rules. This material is not independent of the Firm's proprietary interests, which may conflict with the interests of any counterparty of the Firm. The Firm trades instruments discussed in this material for its own account, may trade contrary to the views expressed in this material, and may have positions in other related instruments.*

*Information contained herein is based on sources considered to be reliable, but is not guaranteed to be accurate or complete. Any opinions or estimates expressed herein reflect a judgment made by the author(s) as of the date of publication, and are subject to change without notice. Trading and investing in digital assets involves significant risks including price volatility and illiquidity and may not be suitable for all investors. The Firm is not liable whatsoever for any direct or consequential loss arising from the use of this material. Copyright of this material belongs to GSR. Neither this material nor any copy thereof may be taken, reproduced or redistributed, directly or indirectly, without prior written permission of GSR.*

## Sources

\*All options data is based on Deribit and Options-based graphs are from Laevis based on Deribit data.  
Market returns are based on price returns for the following ETFs: VOO, QQQ, EWU, EWG, EWJ, and EWH.

CoinGecko	Santiment	DefiLlama	CoinMarketCap	Laevis
Investing.com	Google Finance	TradingView	Deribit	WoldCoinIndex.com