











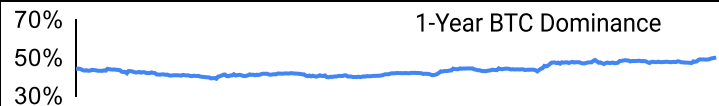
Crypto Leaderboard

Rank	Name	Ticker	Price	24h	7d	30d	24h Vol \$m	MC \$m	1-Year Chart
1	Bitcoin	BTC	\$26,869	1%	3%	0%	14,296	521,454	
2	Ethereum	ETH	\$1,728	0%	-1%	-4%	6,747	207,711	
3	Tether	USDT	\$1.00	0%	0%	0%	16,762	83,060	
4	BNB	BNB	\$240	-2%	-1%	-22%	489	37,458	
5	USD Coin	USDC	\$1.00	0%	0%	0%	4,240	28,359	
6	XRP	XRP	\$0.48	-2%	-10%	6%	756	25,037	
7	Lido stETH	STETH	\$1,728	0%	-1%	-4%	7	12,600	
8	Cardano	ADA	\$0.26	-1%	-8%	-28%	143	9,097	
9	Dogecoin	DOGE	\$0.06	-1%	0%	-14%	161	8,626	
10	Solana	SOL	\$16.	2%	3%	-18%	183	6,385	

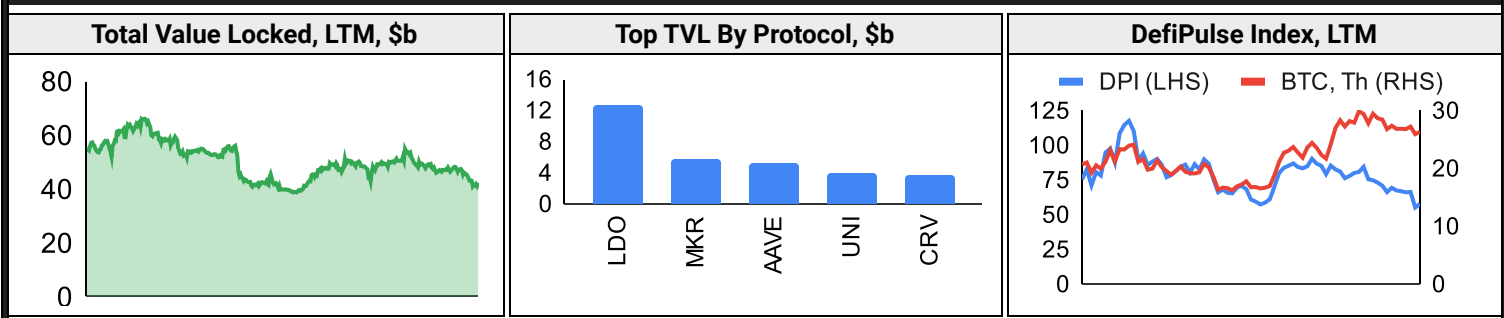
Top & Bottom Performers - Top 100 Tokens

24h		7 Days		30 Days		90 Days		365 Days	
STX	10%	KAS	29%	KAS	29%	INJ	50%	KAS	5656%
KAS	6%	TWT	24%	MKR	13%	XRD	48%	RNDR	357%
FXS	6%	STX	21%	XRP	6%	RNDR	43%	INJ	353%
OP	4%	FXS	13%	WBT	3%	KAS	34%	RPL	330%
TON	-3%	FLOW	-10%	FLOW	-39%	APE	-49%	NEAR	-64%
THETA	-3%	XRP	-10%	CFX	-40%	CFX	-53%	ALGO	-64%
FTM	-3%	APE	-11%	APE	-41%	OP	-54%	AXS	-66%
FLOW	-3%	BTT	-14%	PEPE	-41%	FLOW	-54%	FLOW	-68%

Category Performance

Category	7d	30d	90d	180d	365d	Ecosystem	7d	30d	90d	180d	365d
Currency	-1%	-11%	-15%	8%	-2%	Cosmos	7%	-11%	-11%	42%	35%
CEXs	2%	-12%	-20%	4%	1%	Tron	-3%	-12%	-8%	7%	-11%
Lending	1%	-16%	-21%	-2%	-38%	Solana	3%	-12%	-28%	19%	-39%
IoT/Data/Comp.	-3%	-19%	-30%	-10%	-44%	BSC	2%	-16%	-16%	22%	-3%
Other DeFi	1%	-21%	-21%	52%	71%	Polkadot	2%	-18%	-34%	-4%	-30%
DEX	1%	-21%	-37%	-1%	-34%	Avalanche	1%	-20%	-29%	-2%	-26%
Smart Contract	-1%	-21%	-30%	1%	-34%	Gnosis Chain	0%	-21%	-33%	7%	-25%
Meme	0%	-22%	-36%	22%	49%	Polygon	1%	-21%	-27%	12%	-9%
Privacy	4%	-22%	-35%	-28%	-42%						
Scaling	-3%	-23%	-44%	3%	8%						
Gaming/Entertai	0%	-27%	-40%	-14%	-53%						

DeFi



Trading Volume

Aggregate Volumes by Product, \$b					Top Derivatives Exchanges, \$m and bps					Top Spot Exchanges, \$m		
Product	1d	7d	30d	O/I	Exchange	1d Vol	O/I	Mkr	Tkr	Exchange	Score	1d Vol
Spot	14	105	429	n/a	Binance	35,034	8,604	2.0	4.0	Binance	9.9	6,032
Perpetuals	92	733	2,460	45	OKX	12,189	3,167	2.0	5.0	Coinbase	8.6	788
Futures	0	2	6	1	Bybit	8,055	4,537	1.0	6.0	Kraken	8.2	507
Options*	1	6	24	n/a	KuCoin	1,554	1,646	2.0	6.0	KuCoin	7.6	449

Daily Spot Volume, Top 100 Tokens Last 20d, \$b		Top Volume, 1d, \$m		Top Volume, %20d Avg		Low Volume, %20d Avg	
		USDT	20,026	USDP	227%	LUNC	36%
		BTC	15,355	STX	194%	SAND	42%
		ETH	5,751	KCS	146%	TON	43%
		USDC	3,407	MKR	132%	MANA	47%
		BUSD	1,924	FLOW	129%	WBT	48%

Traditional Finance

Global Equity Markets*							SPX vs. BTC, LTM	
	US	US Grwth	UK	Germany	Japan	HK		
1D	0%	-1%	0%	0%	-1%	0%		
7D	1%	1%	2%	2%	-1%	1%		
90D	12%	20%	5%	5%	11%	-1%		
365D	17%	31%	10%	21%	20%	-6%		

10-Year Treasury Yields							Commodities & FX					
	US	Brazil	UK	Germany	Japan	HK	Last	WTI	Gas	Gold	USD/EUR	USD/JPY
Last	3.73%	11.15%	4.39%	2.42%	0.38%	3.54%	Last	70.7	2.63	1,948	0.92	141.5
1d Chg	-0.04	-0.07	-0.10	-0.10	0.00	-0.05	1d % Chg	-1.8%	-0.2%	-1.2%	0.0%	-0.4%

Correlations

Intra-Crypto Correlations, LTM							Rolling 3M Correlations, LTM	
	BTC	ETH	BNB	XRP	ADA	DOGE		
BTC								
ETH	0.87							
BNB	0.76	0.76						
XRP	0.64	0.67	0.58					
ADA	0.78	0.80	0.74	0.68				
DOGE	0.59	0.62	0.55	0.49	0.63			

Crypto News

- [FTX paid over \\$120 million in advisor fees between February 1 and April 30 - The Block](#)
- [Cosmos DEX Osmosis cuts token inflation by 50%, plans fee sharing in OSMO 2.0 update - The Block](#)
- [Curve opens vote to add WETH collateral for crvUSD stablecoin with \\$200M debt ceiling - The Block](#)
- [Aave community rejects Gauntlet's proposal to freeze CRV tokens on V2 - The Block](#)
- [Ethereum CryptoPunks NFT burned and reborn on Bitcoin network - The Block](#)
- [Ethereum developers consider raising max validator limit from 32 to 2,048 ETH - The Block](#)
- [Deutsche Bank reportedly applies for digital asset custody license from BaFin - Cointelegraph](#)
- [Binance's BNB Chain introduces layer-2 testnet powered by Optimism - Cointelegraph](#)

About GSR

GSR is a global leader in digital asset trading, market making, OTC derivatives, and investments. We operate in a culture of excellence and leverage our first-rate reputation, deep relationships and proprietary trading technology to move swiftly and capitalize on market opportunities.

GSR's experienced team brings together decades of institutional trading expertise, while our industry-leading proprietary technology stack anchors everything we do.

Our main service areas are: market making; proprietary and algorithmic trading; client execution; structured products; risk management solutions; and portfolio investments.

For more information or if we can help with anything, please see gsr.io or contact us at gsr@gsr.io.

Follow GSR for more content: [Twitter](#) [Telegram](#) [LinkedIn](#)

Authors

Matt Kunke, Research Analyst [Twitter](#) [Telegram](#) [LinkedIn](#)
Brian Rudick, Senior Strategist [Twitter](#) [Telegram](#) [LinkedIn](#)

Required Disclosures

This material is provided by GSR (the "Firm") solely for informational purposes, is intended only for sophisticated, institutional investors and does not constitute an offer or commitment, a solicitation of an offer or commitment, or any advice or recommendation, to enter into or conclude any transaction (whether on the terms shown or otherwise), or to provide investment services in any state or country where such an offer or solicitation or provision would be illegal. The Firm is not and does not act as an advisor or fiduciary in providing this material.

This material is not a research report, and not subject to any of the independence and disclosure standards applicable to research reports prepared pursuant to FINRA or CFTC research rules. This material is not independent of the Firm's proprietary interests, which may conflict with the interests of any counterparty of the Firm. The Firm trades instruments discussed in this material for its own account, may trade contrary to the views expressed in this material, and may have positions in other related instruments.

Information contained herein is based on sources considered to be reliable, but is not guaranteed to be accurate or complete. Any opinions or estimates expressed herein reflect a judgment made by the author(s) as of the date of publication, and are subject to change without notice. Trading and investing in digital assets involves significant risks including price volatility and illiquidity and may not be suitable for all investors. The Firm is not liable whatsoever for any direct or consequential loss arising from the use of this material. Copyright of this material belongs to GSR. Neither this material nor any copy thereof may be taken, reproduced or redistributed, directly or indirectly, without prior written permission of GSR.

Sources

*All options data is based on Deribit and Options-based graphs are from Laevidas based on Deribit data. Market returns are based on price returns for the following ETFs: VOO, QQQ, EWU, EWG, EWJ, and EWH.

CoinGecko	Santiment	DefiLlama	CoinMarketCap	Laevidas
Investing.com	Google Finance	TradingView	Deribit	WoldCoinIndex.com