

Crypto Leaderboard

Rank	Name	Ticker	Price	24h	7d	30d	24h Vol \$m	MC \$m	1-Year Chart
1	Bitcoin	BTC	\$29,306	9%	13%	9%	29,233	568,781	
2	Ethereum	ETH	\$1,837	6%	5%	1%	11,724	220,940	
3	Tether	USDT	\$1.01	0%	0%	0%	32,541	83,668	
4	BNB	BNB	\$248	3%	0%	-20%	857	38,720	
5	USD Coin	USDC	\$1.00	1%	1%	0%	7,649	28,607	
6	XRP	XRP	\$0.50	3%	-3%	7%	1,002	25,847	
7	Lido stETH	STETH	\$1,838	6%	6%	0%	11	13,445	
8	Cardano	ADA	\$0.28	8%	1%	-25%	268	9,783	
9	Dogecoin	DOGE	\$0.06	4%	4%	-12%	322	8,999	
10	Solana	SOL	\$16.8	5%	10%	-15%	329	6,712	

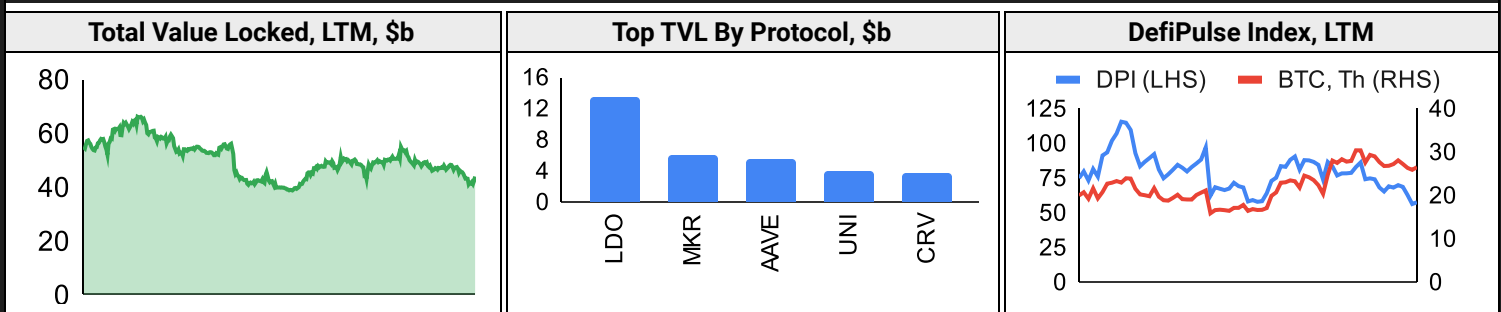
Top & Bottom Performers - Top 100 Tokens

24h		7 Days		30 Days		90 Days		365 Days	
CHT	75%	CHT	63%	KAS	59%	RNDR	73%	KAS	5156%
BCH	25%	STX	42%	STX	19%	INJ	69%	INJ	432%
CFX	23%	KAS	35%	MKR	17%	XRD	39%	RNDR	426%
FLOW	20%	BCH	26%	BCH	15%	KAS	37%	RPL	328%
USDT	0%	AAVE	-3%	FLOW	-29%	APT	-46%	ALGO	-62%
USDP	0%	TON	-7%	PEPE	-30%	FLOW	-48%	NEAR	-63%
PAXG	0%	LUNC	-8%	CFX	-32%	APE	-48%	FLOW	-63%
XAUT	0%	BTT	-11%	APE	-37%	MINA	-50%	AXS	-64%

Category Performance

Category	7d	30d	90d	180d	365d	Ecosystem	7d	30d	90d	180d	365d
Currency	12%	-3%	-11%	17%	5%	Cosmos	17%	-5%	-5%	55%	46%
CEXs	8%	-9%	-18%	9%	5%	Tron	3%	-11%	-10%	12%	-11%
Lending	8%	-14%	-20%	2%	-38%	Solana	10%	-12%	-27%	25%	-37%
Other DeFi	12%	-15%	-16%	64%	81%	BSC	10%	-13%	-13%	33%	5%
IoT/Data/Comp.	6%	-16%	-29%	-5%	-42%	Polkadot	10%	-14%	-33%	2%	-27%
Smart Contract	9%	-16%	-29%	8%	-31%	Polygon	11%	-16%	-24%	21%	-3%
DEX	11%	-17%	-35%	6%	-31%	Avalanche	9%	-16%	-27%	5%	-24%
Scaling	9%	-18%	-42%	12%	16%	Gnosis Chain	11%	-17%	-33%	14%	-22%
Privacy	9%	-18%	-37%	-24%	-40%						
Meme	9%	-18%	-34%	28%	38%						
Gaming/Entertai	10%	-23%	-39%	-9%	-51%						

DeFi



Trading Volume

Aggregate Volumes by Product, \$b					Top Derivatives Exchanges, \$m and bps					Top Spot Exchanges, \$m		
Product	1d	7d	30d	O/I	Exchange	1d Vol	O/I	Mkr	Tkr	Exchange	Score	1d Vol
Spot	28	112	474	n/a	Binance	64,520	9,490	2.0	4.0	Binance	9.9	11,808
Perpetuals	166	813	2,770	55	OKX	24,137	3,519	2.0	5.0	Coinbase	8.7	2,098
Futures	1	3	7	1	Bybit	15,254	4,759	1.0	6.0	Kraken	8.2	887
Options*	2	8	27	n/a	KuCoin	2,934	1,674	2.0	6.0	KuCoin	7.6	847

Daily Spot Volume, Top 100 Tokens Last 20d, \$b				Top Volume, 1d, \$m		Top Volume, %20d Avg		Low Volume, %20d Avg	
				USDT	37,292	FLOW	575%	LUNC	51%
				BTC	29,757	HBAR	462%	WBT	62%
				ETH	10,034	BCH	417%	FRAX	66%
				USDC	6,315	STX	362%	HT	72%
				BUSD	3,373	OP	250%	TWT	79%

Traditional Finance

Global Equity Markets*							SPX vs. BTC, LTM	
	US	US Grwth	UK	Germany	Japan	HK		
1D	0%	0%	-1%	-2%	-1%	-2%		
7D	0%	0%	0%	0%	-2%	-1%		
90D	11%	18%	4%	4%	9%	-4%		
365D	17%	31%	9%	19%	18%	-8%		

10-Year Treasury Yields							Commodities & FX				
	US	Brazil	UK	Germany	Japan	HK	WTI	Gas	Gold	USD/EUR	USD/JPY
Last	3.78%	11.15%	4.49%	2.44%	0.37%	3.50%	71.6	2.51	1,936	0.92	142.3
1d Chg	0.05	-0.08	0.16	0.04	0.00	-0.05	0.6%	0.7%	-0.6%	0.0%	0.6%

Correlations

Intra-Crypto Correlations, LTM							Rolling 3M Correlations, LTM	
	BTC	ETH	BNB	XRP	ADA	DOGE		
BTC								
ETH	0.86							
BNB	0.75	0.76						
XRP	0.64	0.67	0.58					
ADA	0.78	0.80	0.74	0.68				
DOGE	0.59	0.62	0.55	0.49	0.64			

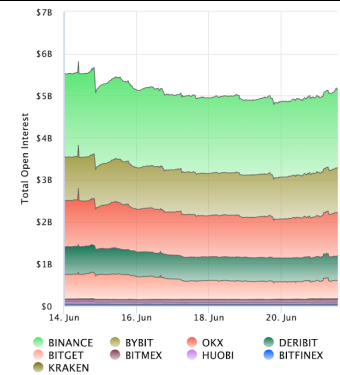
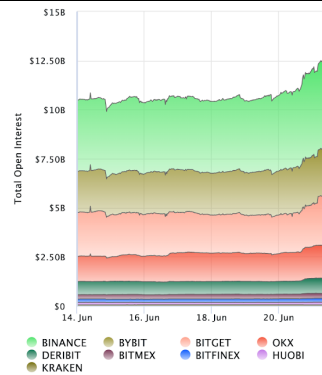
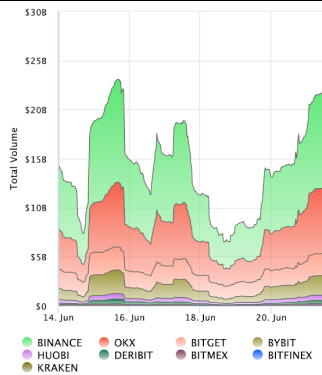
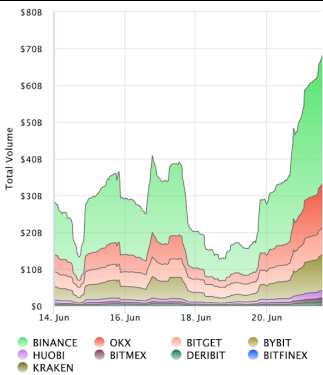
Crypto News

- [WisdomTree, Invesco and BlackRock are now all gunning for a Bitcoin ETF - The Block](#)
- [Flashbots co-founder warns of 'serious challenges' beyond MEV bots in departure letter - The Block](#)
- [BlackRock ETF launch would put pressure on Grayscale's valuation: Bloomberg analyst - The Block](#)
- [Bitcoin vulnerable ahead of 'negative impact' from expected rate hikes - The Block](#)
- [Charles Schwab, Citadel-backed crypto exchange goes live today: WSJ - The Block](#)
- [Securities law professor analyzes the SEC's crypto crackdown: Part 2 - The Block](#)
- [Bitcoin ETF impulse fuels 'fantastic' \\$29K BTC price breakout - Cointelegraph](#)
- [FTX bankruptcy will be 'very expensive' but for a reason: Auditor - Cointelegraph](#)

Crypto Futures

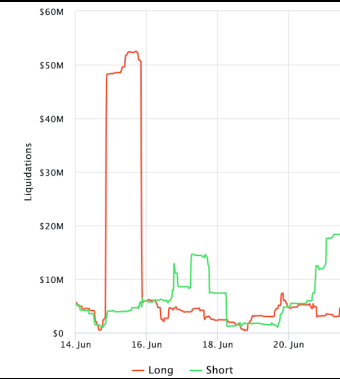
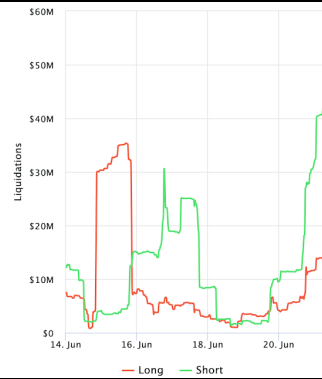
Futures Volume (BTC LHS ; ETH RHS), 1d

Futures Open Interest (BTC LHS ; ETH RHS)



Volume Weighted Funding Rate (BTC LHS ; ETH RHS), 1d

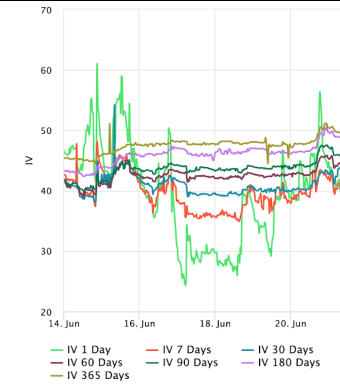
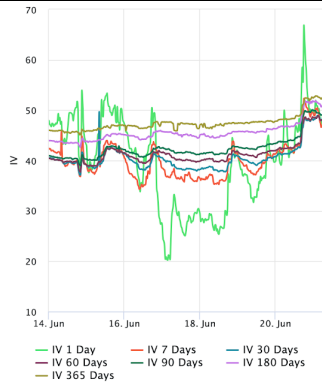
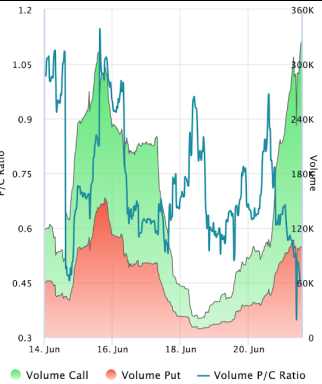
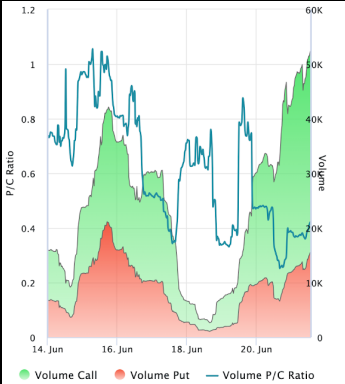
Liquidations (BTC LHS ; ETH RHS), 1d



Crypto Options

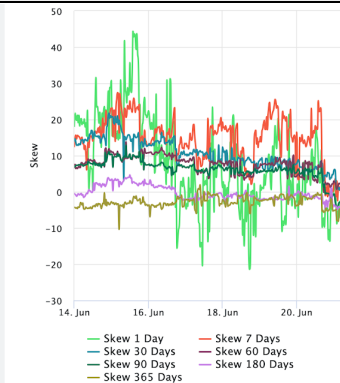
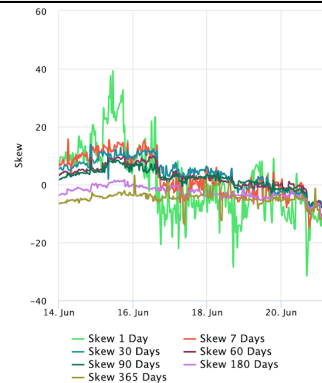
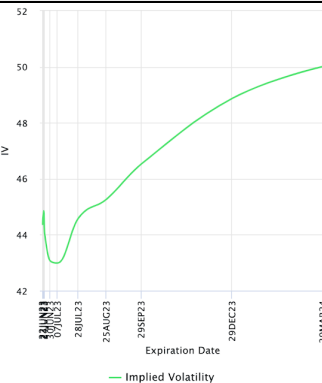
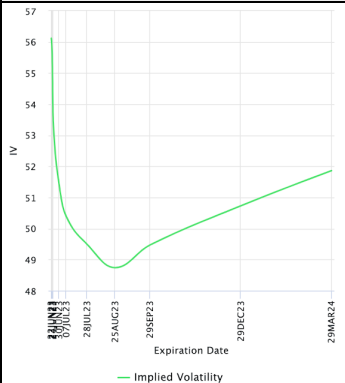
Options Volume & Put/Call Ratio (BTC LHS ; ETH RHS), 1d

ATM Implied Volatility (BTC LHS ; ETH RHS)



ATM Implied Vol Term Structure (BTC LHS ; ETH RHS)

25 Delta Skew (BTC LHS ; ETH RHS)



About GSR

GSR is a global leader in digital asset trading, market making, OTC derivatives, and investments. We operate in a culture of excellence and leverage our first-rate reputation, deep relationships and proprietary trading technology to move swiftly and capitalize on market opportunities.

GSR's experienced team brings together decades of institutional trading expertise, while our industry-leading proprietary technology stack anchors everything we do.

Our main service areas are: market making; proprietary and algorithmic trading; client execution; structured products; risk management solutions; and portfolio investments.

For more information or if we can help with anything, please see gsr.io or contact us at gsr@gsr.io.

Follow GSR for more content: [Twitter](#) [Telegram](#) [LinkedIn](#)

Authors

Matt Kunke, Research Analyst [Twitter](#) [Telegram](#) [LinkedIn](#)
Brian Rudick, Senior Strategist [Twitter](#) [Telegram](#) [LinkedIn](#)

Required Disclosures

This material is provided by GSR (the "Firm") solely for informational purposes, is intended only for sophisticated, institutional investors and does not constitute an offer or commitment, a solicitation of an offer or commitment, or any advice or recommendation, to enter into or conclude any transaction (whether on the terms shown or otherwise), or to provide investment services in any state or country where such an offer or solicitation or provision would be illegal. The Firm is not and does not act as an advisor or fiduciary in providing this material.

This material is not a research report, and not subject to any of the independence and disclosure standards applicable to research reports prepared pursuant to FINRA or CFTC research rules. This material is not independent of the Firm's proprietary interests, which may conflict with the interests of any counterparty of the Firm. The Firm trades instruments discussed in this material for its own account, may trade contrary to the views expressed in this material, and may have positions in other related instruments.

Information contained herein is based on sources considered to be reliable, but is not guaranteed to be accurate or complete. Any opinions or estimates expressed herein reflect a judgment made by the author(s) as of the date of publication, and are subject to change without notice. Trading and investing in digital assets involves significant risks including price volatility and illiquidity and may not be suitable for all investors. The Firm is not liable whatsoever for any direct or consequential loss arising from the use of this material. Copyright of this material belongs to GSR. Neither this material nor any copy thereof may be taken, reproduced or redistributed, directly or indirectly, without prior written permission of GSR.

Sources

*All options data is based on Deribit and Options-based graphs are from Laevidas based on Deribit data. Market returns are based on price returns for the following ETFs: VOO, QQQ, EWU, EWG, EWJ, and EWH.

CoinGecko	Santiment	DefiLlama	CoinMarketCap	Laevidas
Investing.com	Google Finance	TradingView	Deribit	WoldCoinIndex.com