

## Crypto Leaderboard

Rank	Name	Ticker	Price	24h	7d	30d	24h Vol \$m	MC \$m	1-Year Chart
1	Bitcoin	BTC	\$30,211	4%	21%	11%	29,377	586,371	
2	Ethereum	ETH	\$1,901	4%	16%	3%	13,920	228,508	
3	Tether	USDT	\$1.00	0%	0%	0%	22,089	83,062	
4	BNB	BNB	\$248	1%	7%	-21%	1,065	38,658	
5	USD Coin	USDC	\$1.00	0%	0%	0%	7,683	28,442	
6	XRP	XRP	\$0.50	1%	4%	8%	1,342	26,050	
7	Lido stETH	STETH	\$1,899	4%	16%	3%	7	13,905	
8	Cardano	ADA	\$0.30	7%	14%	-20%	339	10,384	
9	Dogecoin	DOGE	\$0.07	5%	9%	-8%	561	9,352	
10	Solana	SOL	\$17.1	3%	18%	-15%	362	6,825	

## Top & Bottom Performers - Top 100 Tokens

24h		7 Days		30 Days		90 Days		365 Days	
PEPE	52%	PEPE	90%	KAS	94%	RNDR	85%	KAS	7185%
CFX	18%	STX	78%	STX	32%	INJ	74%	INJ	456%
STX	13%	CFX	48%	MKR	17%	XRD	66%	CFX	410%
KAS	12%	KAS	41%	BCH	16%	KAS	56%	RNDR	356%
BSV	-1%	XAUT	-1%	KAVA	-24%	EOS	-41%	NEAR	-59%
RPL	-2%	TON	-1%	FLOW	-27%	MINA	-41%	ALGO	-60%
TON	-2%	LUNC	-5%	CHZ	-27%	FLOW	-42%	AXS	-61%
RNDR	-2%	BTT	-10%	APE	-34%	APE	-44%	FLOW	-61%

## Category Performance

Category	7d	30d	90d	180d	365d	Ecosystem	7d	30d	90d	180d	365d
Currency	13%	-1%	-6%	20%	11%	Cosmos	17%	-3%	-1%	60%	50%
CEXs	6%	-9%	-15%	11%	7%	Tron	5%	-9%	-5%	14%	-5%
Lending	13%	-11%	-16%	6%	-33%	Polkadot	17%	-9%	-26%	7%	-23%
Meme	18%	-12%	-26%	43%	67%	Solana	11%	-10%	-21%	29%	-35%
Other DeFi	13%	-14%	-11%	68%	92%	BSC	12%	-12%	-7%	38%	9%
IoT/Data/Comp.	8%	-14%	-24%	-1%	-37%	Polygon	12%	-14%	-18%	25%	1%
Smart Contract	12%	-15%	-24%	12%	-24%	Avalanche	12%	-14%	-22%	9%	-19%
DEX	12%	-15%	-30%	10%	-26%	Gnosis Chain	13%	-16%	-27%	18%	-19%
Scaling	12%	-17%	-39%	16%	24%						
Privacy	11%	-18%	-33%	-23%	-36%						
Gaming/Entertai	13%	-21%	-33%	-5%	-48%						

## DeFi

Total Value Locked, LTM, \$b	Top TVL By Protocol, \$b	DefiPulse Index, LTM

## Trading Volume

Aggregate Volumes by Product, \$b					Top Derivatives Exchanges, \$m and bps					Top Spot Exchanges, \$m		
Product	1d	7d	30d	O/I	Exchange	1d Vol	O/I	Mkr	Tkr	Exchange	Score	1d Vol
Spot	30	118	501	n/a	Binance	74,099	9,529	2.0	4.0	Binance	9.9	13,768
Perpetuals	252	820	2,960	63	Bybit	17,959	4,679	1.0	6.0	Coinbase	8.6	1,834
Futures	1	3	8	1	OKX	25,595	3,525	2.0	5.0	Kraken	8.3	993
Options*	3	9	30	n/a	KuCoin	3,576	1,664	2.0	6.0	KuCoin	7.7	1,026

Daily Spot Volume, Top 100 Tokens Last 20d, \$b				Top Volume, 1d, \$m		Top Volume, %20d Avg		Low Volume, %20d Avg	
				USDT	40,653	FLOW	462%	STETH	42%
				BTC	29,960	PEPE	434%	WBT	61%
				ETH	11,566	BCH	404%	LUNC	76%
				USDC	6,133	CFX	308%	USDP	77%
				TUSD	3,741	STX	302%	FRAX	77%

## Traditional Finance

Global Equity Markets*							SPX vs. BTC, LTM	
	US	US Grwth	UK	Germany	Japan	HK		
1D	-1%	-1%	0%	0%	1%	-1%		
7D	-1%	-2%	-1%	-2%	-1%	-2%		
90D	10%	16%	4%	5%	10%	-4%		
365D	16%	29%	10%	19%	20%	-7%		

10-Year Treasury Yields							Commodities & FX					
	US	Brazil	UK	Germany	Japan	HK	WTI	Gas	Gold	USD/EUR	USD/JPY	
Last	3.77%	11.04%	4.42%	2.48%	0.38%	3.50%	Last	70.4	2.59	1,931	0.91	142.3
1d Chg	0.05	-0.02	0.02	0.05	0.00	-0.05	1d % Chg	-2.9%	-0.4%	-0.7%	0.1%	0.3%

## Correlations

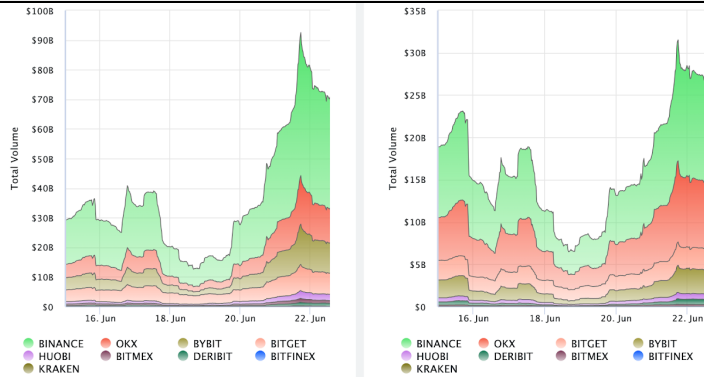
Intra-Crypto Correlations, LTM							Rolling 3M Correlations, LTM	
	BTC	ETH	BNB	XRP	ADA	DOGE		
BTC								
ETH	0.86							
BNB	0.75	0.76						
XRP	0.64	0.67	0.58					
ADA	0.79	0.80	0.73	0.68				
DOGE	0.59	0.62	0.55	0.49	0.63			

## Crypto News

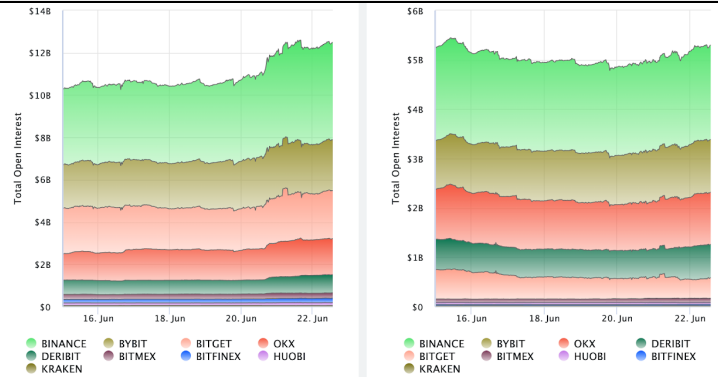
- [Casa launches self-custody vault for ether, expanding on bitcoin product - The Block](#)
- [MakerDAO purchases \\$700 million in Treasury bonds, grows holdings to \\$1.2 billion - The Block](#)
- [U.S. House committee to vote on crypto, stablecoin legislation in July - The Block](#)
- [BIS makes case for 'unified ledger' but describes crypto as a flawed system - The Block](#)
- [Tether to launch its USDT stablecoin on the Kava blockchain - The Block](#)
- [Bitcoin price nears \\$29,000 after flurry of Bitcoin ETF applications - The Block](#)
- [Binance faces scrutiny in Brazil, exec summoned to testify before Congress - Cointelegraph](#)
- [Atomic Wallet gives major update on hack but questions remain unanswered - Cointelegraph](#)

## Crypto Futures

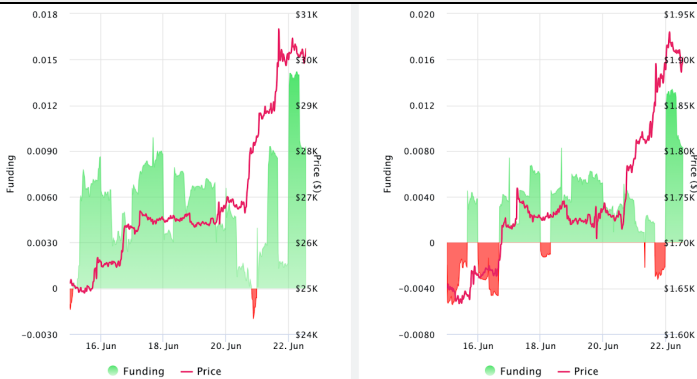
### Futures Volume (BTC LHS ; ETH RHS), 1d



### Futures Open Interest (BTC LHS ; ETH RHS)



### Volume Weighted Funding Rate (BTC LHS ; ETH RHS), 1d

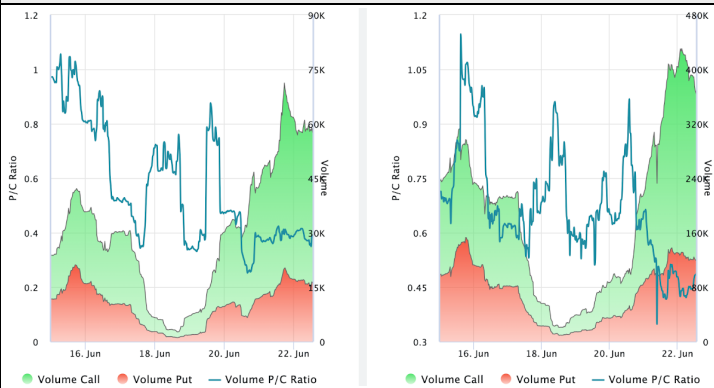


### Liquidations (BTC LHS ; ETH RHS), 1d

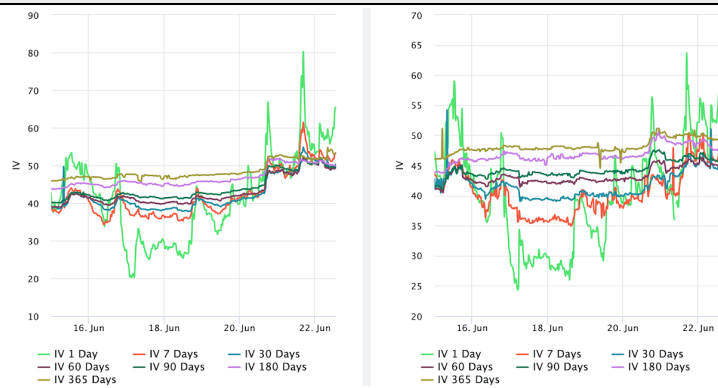


## Crypto Options

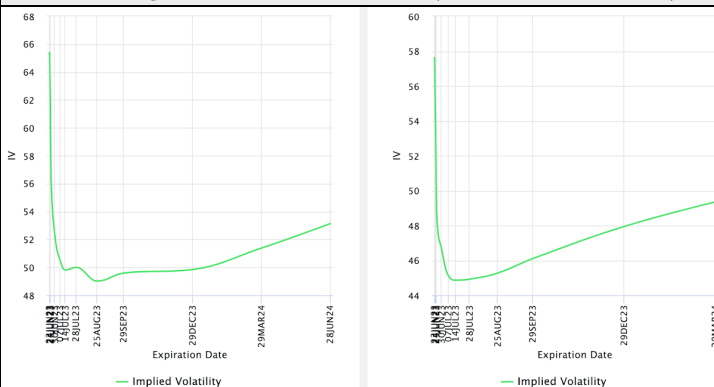
### Options Volume & Put/Call Ratio (BTC LHS ; ETH RHS), 1d



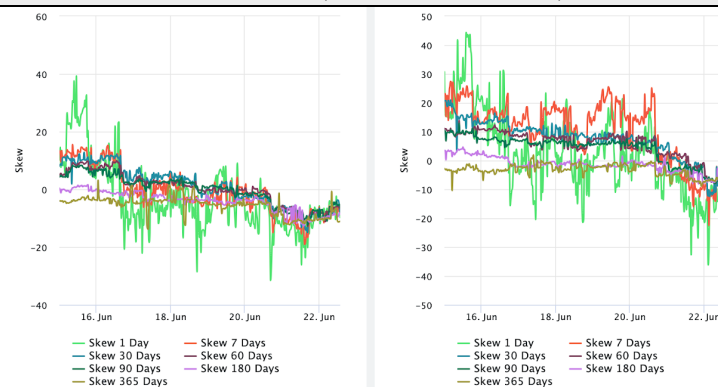
### ATM Implied Volatility (BTC LHS ; ETH RHS)



### ATM Implied Vol Term Structure (BTC LHS ; ETH RHS)



### 25 Delta Skew (BTC LHS ; ETH RHS)



## About GSR

GSR is a global leader in digital asset trading, market making, OTC derivatives, and investments. We operate in a culture of excellence and leverage our first-rate reputation, deep relationships and proprietary trading technology to move swiftly and capitalize on market opportunities.

GSR's experienced team brings together decades of institutional trading expertise, while our industry-leading proprietary technology stack anchors everything we do.

Our main service areas are: market making; proprietary and algorithmic trading; client execution; structured products; risk management solutions; and portfolio investments.

For more information or if we can help with anything, please see [gsr.io](https://gsr.io) or contact us at [gsr@gsr.io](mailto:gsr@gsr.io).

Follow GSR for more content: [Twitter](#) [Telegram](#) [LinkedIn](#)

## Authors

Matt Kunke, Research Analyst [Twitter](#) [Telegram](#) [LinkedIn](#)  
Brian Rudick, Senior Strategist [Twitter](#) [Telegram](#) [LinkedIn](#)

## Required Disclosures

*This material is provided by GSR (the "Firm") solely for informational purposes, is intended only for sophisticated, institutional investors and does not constitute an offer or commitment, a solicitation of an offer or commitment, or any advice or recommendation, to enter into or conclude any transaction (whether on the terms shown or otherwise), or to provide investment services in any state or country where such an offer or solicitation or provision would be illegal. The Firm is not and does not act as an advisor or fiduciary in providing this material.*

*This material is not a research report, and not subject to any of the independence and disclosure standards applicable to research reports prepared pursuant to FINRA or CFTC research rules. This material is not independent of the Firm's proprietary interests, which may conflict with the interests of any counterparty of the Firm. The Firm trades instruments discussed in this material for its own account, may trade contrary to the views expressed in this material, and may have positions in other related instruments.*

*Information contained herein is based on sources considered to be reliable, but is not guaranteed to be accurate or complete. Any opinions or estimates expressed herein reflect a judgment made by the author(s) as of the date of publication, and are subject to change without notice. Trading and investing in digital assets involves significant risks including price volatility and illiquidity and may not be suitable for all investors. The Firm is not liable whatsoever for any direct or consequential loss arising from the use of this material. Copyright of this material belongs to GSR. Neither this material nor any copy thereof may be taken, reproduced or redistributed, directly or indirectly, without prior written permission of GSR.*

## Sources

\*All options data is based on Deribit and Options-based graphs are from Laevidas based on Deribit data.  
Market returns are based on price returns for the following ETFs: VOO, QQQ, EWU, EWG, EWJ, and EWH.

CoinGecko	Santiment	DefiLlama	CoinMarketCap	Laevidas
Investing.com	Google Finance	TradingView	Deribit	WoldCoinIndex.com