

Crypto Leaderboard

Rank	Name	Ticker	Price	24h	7d	30d	24h Vol \$m	MC \$m	1-Year Chart
1	Bitcoin	BTC	\$30,152	0%	18%	14%	15,996	585,251	
2	Ethereum	ETH	\$1,878	-1%	13%	4%	6,025	225,671	
3	Tether	USDT	\$1.00	0%	0%	0%	20,614	83,197	
4	BNB	BNB	\$243	-2%	4%	-21%	590	37,874	
5	USD Coin	USDC	\$1.00	0%	0%	0%	3,991	28,464	
6	XRP	XRP	\$0.49	-2%	5%	8%	728	25,536	
7	Lido stETH	STETH	\$1,876	-1%	13%	4%	3	13,827	
8	Cardano	ADA	\$0.29	-2%	13%	-20%	167	10,211	
9	Dogecoin	DOGE	\$0.07	-1%	7%	-7%	243	9,227	
10	Solana	SOL	\$16.4	-4%	12%	-14%	196	6,571	

Top & Bottom Performers - Top 100 Tokens

24h		7 Days		30 Days		90 Days		365 Days	
VET	10%	PEPE	68%	KAS	65%	INJ	87%	KAS	7128%
BSV	10%	STX	42%	STX	32%	RNDR	86%	INJ	420%
LEO	9%	CFX	41%	BCH	28%	XRD	68%	CFX	390%
BCH	8%	BCH	38%	MKR	18%	KAS	61%	RPL	307%
FXS	-5%	XAUT	-2%	MATIC	-24%	MINA	-41%	ALGO	-62%
APE	-5%	LUNC	-4%	CHZ	-25%	DASH	-42%	NEAR	-62%
STX	-6%	BTT	-7%	FLOW	-27%	FLOW	-44%	AXS	-63%
PEPE	-6%	KCS	-8%	APE	-35%	APE	-46%	FLOW	-67%

Category Performance

Category	7d	30d	90d	180d	365d	Ecosystem	7d	30d	90d	180d	365d
Currency	14%	4%	-5%	22%	6%	Solana	18%	2%	-18%	34%	-39%
CEXs	7%	-4%	-12%	13%	3%	Cosmos	12%	-1%	-1%	57%	39%
DEX	19%	-5%	-26%	15%	-32%	Tron	5%	-6%	-5%	14%	-7%
Lending	11%	-11%	-16%	6%	-38%	Polkadot	12%	-7%	-26%	6%	-28%
Privacy	14%	-12%	-31%	-21%	-39%	BSC	10%	-9%	-3%	41%	4%
IoT/Data/Comp.	8%	-12%	-23%	-1%	-42%	Polygon	11%	-11%	-15%	28%	-5%
Meme	11%	-12%	-27%	39%	53%	Avalanche	8%	-12%	-21%	8%	-26%
Smart Contract	9%	-13%	-23%	12%	-29%	Gnosis Chain	11%	-13%	-26%	18%	-25%
Other DeFi	7%	-13%	-10%	65%	76%						
Scaling	10%	-13%	-37%	16%	8%						
Gaming/Entertai	11%	-18%	-33%	-4%	-52%						

DeFi

Total Value Locked, LTM, \$b	Top TVL By Protocol, \$b	DefiPulse Index, LTM

Trading Volume

Aggregate Volumes by Product, \$b					Top Derivatives Exchanges, \$m and bps				Top Spot Exchanges, \$m			
Product	1d	7d	30d	O/I	Exchange	1d Vol	O/I	Mkr	Tkr	Exchange	Score	1d Vol
Spot	18	129	517	n/a	Binance	38,607	9,544	2.0	4.0	Binance	9.9	8,324
Perpetuals	131	868	3,110	69	Bybit	9,050	4,786	1.0	6.0	Coinbase	8.6	1,067
Futures	0	4	9	1	OKX	12,579	3,579	2.0	5.0	Kraken	8.3	616
Options*	1	9	30	n/a	KuCoin	1,923	1,674	2.0	6.0	KuCoin	7.6	552

Daily Spot Volume, Top 100 Tokens Last 20d, \$b		Top Volume, 1d, \$m		Top Volume, %20d Avg		Low Volume, %20d Avg	
		USDT	23,787	BSV	313%	STETH	35%
		BTC	16,632	VET	289%	TWT	43%
		ETH	6,199	PEPE	286%	FRAX	47%
		USDC	3,861	XEC	257%	WBT	49%
		TUSD	2,555	BCH	239%	UNI	51%

Traditional Finance

Global Equity Markets*							SPX vs. BTC, LTM	
	US	US Grwth	UK	Germany	Japan	HK		
1D	0%	1%	-1%	0%	-1%	0%		
7D	-1%	0%	-2%	-2%	-1%	-2%		
90D	11%	19%	2%	3%	9%	-4%		
365D	15%	29%	10%	21%	19%	-7%		

10-Year Treasury Yields							Commodities & FX					
	US	Brazil	UK	Germany	Japan	HK	Last	WTI	Gas	Gold	USD/EUR	USD/JPY
Last	3.70%	11.06%	4.30%	2.32%	0.36%	3.58%	Last	67.4	2.53	1,943	0.92	142.9
1d Chg	-0.06	0.06	-0.07	-0.16	0.00	-0.05	1d % Chg	-3.0%	-2.9%	1.0%	0.6%	-0.2%

Correlations

Intra-Crypto Correlations, LTM							Rolling 3M Correlations, LTM	
	BTC	ETH	BNB	XRP	ADA	DOGE		
BTC								
ETH	0.86							
BNB	0.75	0.75						
XRP	0.64	0.67	0.58					
ADA	0.78	0.80	0.73	0.68				
DOGE	0.59	0.62	0.55	0.49	0.63			

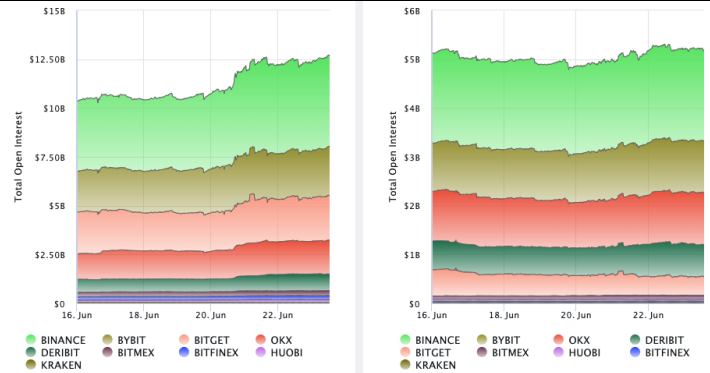
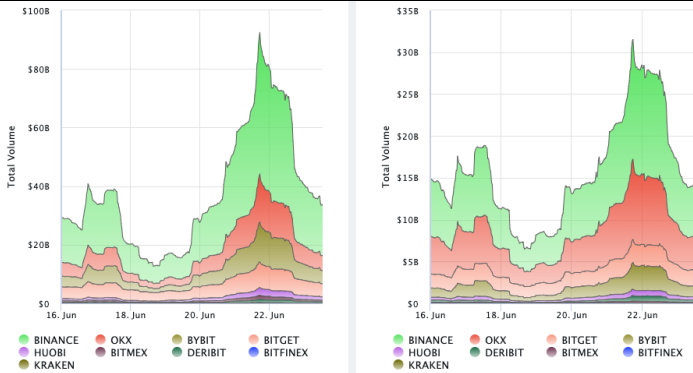
Crypto News

- [Union Square Ventures' Fred Wilson thinks AI interest resembles crypto hype cycle - The Block](#)
- [Nevada regulator says Prime Trust can't meet all client withdrawals - The Block](#)
- [Bitcoin volatility makes comeback amid ETF-fueled rally - The Block](#)
- [BitGo says it's terminating acquisition of Prime Trust - The Block](#)
- [More than 50% of Fortune 100 companies report blockchain initiatives. Coinbase finds - The Block](#)
- [Foundation claims to fix 'self-destruct' feature that could have wiped out its NFTs - The Block](#)
- [Casa launches multisignature Ethereum self-custody vault - Cointelegraph](#)
- [Blame game rages over ASX's failed CHESSE system blockchain upgrade - Cointelegraph](#)

Crypto Futures

Futures Volume (BTC LHS ; ETH RHS), 1d

Futures Open Interest (BTC LHS ; ETH RHS)



Volume Weighted Funding Rate (BTC LHS ; ETH RHS), 1d

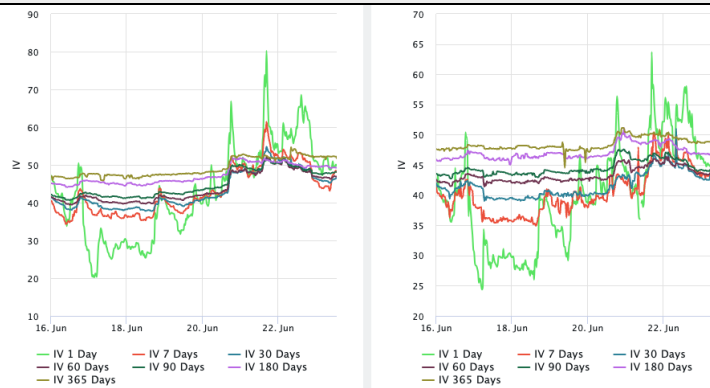
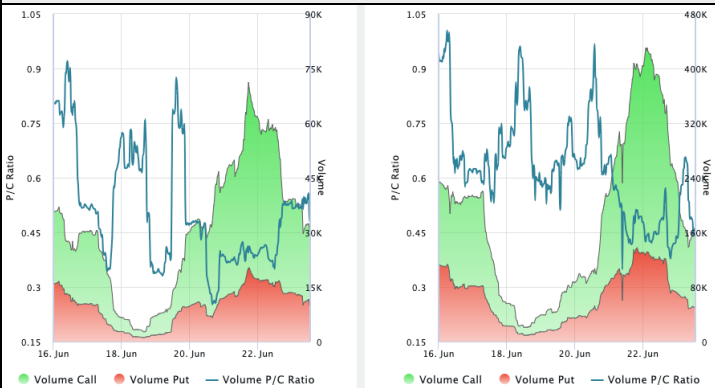
Liquidations (BTC LHS ; ETH RHS), 1d



Crypto Options

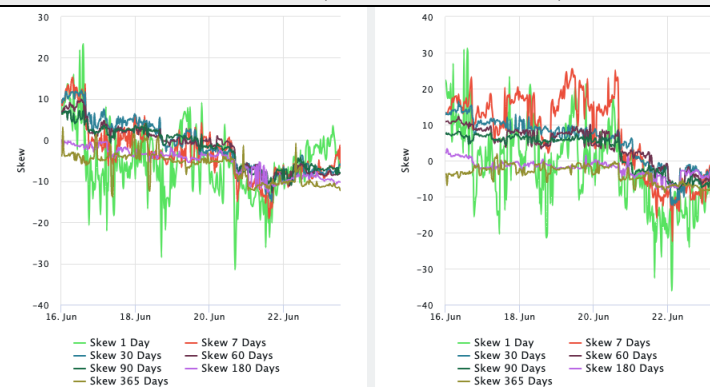
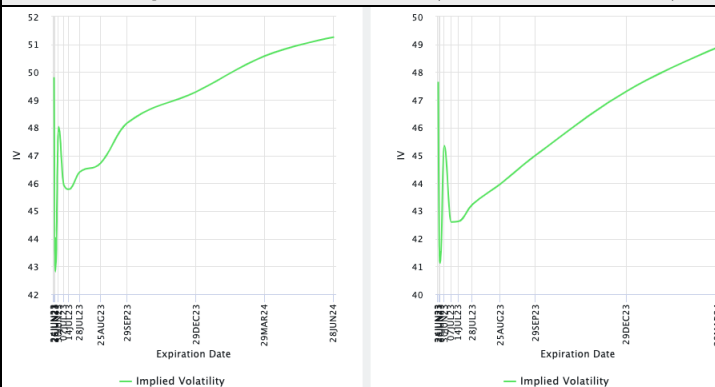
Options Volume & Put/Call Ratio (BTC LHS ; ETH RHS), 1d

ATM Implied Volatility (BTC LHS ; ETH RHS)



ATM Implied Vol Term Structure (BTC LHS ; ETH RHS)

25 Delta Skew (BTC LHS ; ETH RHS)



About GSR

GSR is a global leader in digital asset trading, market making, OTC derivatives, and investments. We operate in a culture of excellence and leverage our first-rate reputation, deep relationships and proprietary trading technology to move swiftly and capitalize on market opportunities.

GSR's experienced team brings together decades of institutional trading expertise, while our industry-leading proprietary technology stack anchors everything we do.

Our main service areas are: market making; proprietary and algorithmic trading; client execution; structured products; risk management solutions; and portfolio investments.

For more information or if we can help with anything, please see gsr.io or contact us at gsr@gsr.io.

Follow GSR for more content: [Twitter](#) [Telegram](#) [LinkedIn](#)

Authors

Matt Kunke, Research Analyst [Twitter](#) [Telegram](#) [LinkedIn](#)
Brian Rudick, Senior Strategist [Twitter](#) [Telegram](#) [LinkedIn](#)

Required Disclosures

This material is provided by GSR (the "Firm") solely for informational purposes, is intended only for sophisticated, institutional investors and does not constitute an offer or commitment, a solicitation of an offer or commitment, or any advice or recommendation, to enter into or conclude any transaction (whether on the terms shown or otherwise), or to provide investment services in any state or country where such an offer or solicitation or provision would be illegal. The Firm is not and does not act as an advisor or fiduciary in providing this material.

This material is not a research report, and not subject to any of the independence and disclosure standards applicable to research reports prepared pursuant to FINRA or CFTC research rules. This material is not independent of the Firm's proprietary interests, which may conflict with the interests of any counterparty of the Firm. The Firm trades instruments discussed in this material for its own account, may trade contrary to the views expressed in this material, and may have positions in other related instruments.

Information contained herein is based on sources considered to be reliable, but is not guaranteed to be accurate or complete. Any opinions or estimates expressed herein reflect a judgment made by the author(s) as of the date of publication, and are subject to change without notice. Trading and investing in digital assets involves significant risks including price volatility and illiquidity and may not be suitable for all investors. The Firm is not liable whatsoever for any direct or consequential loss arising from the use of this material. Copyright of this material belongs to GSR. Neither this material nor any copy thereof may be taken, reproduced or redistributed, directly or indirectly, without prior written permission of GSR.

Sources

*All options data is based on Deribit and Options-based graphs are from Laevidas based on Deribit data. Market returns are based on price returns for the following ETFs: VOO, QQQ, EWU, EWG, EWJ, and EWH.

CoinGecko	Santiment	DefiLlama	CoinMarketCap	Laevidas
Investing.com	Google Finance	TradingView	Deribit	WoldCoinIndex.com