

## Crypto Leaderboard

Rank	Name	Ticker	Price	24h	7d	30d	24h Vol \$m	MC \$m	1-Year Chart
1	Bitcoin	BTC	\$30,357	-1%	15%	13%	12,110	589,301	
2	Ethereum	ETH	\$1,884	-2%	9%	3%	7,018	226,264	
3	Tether	USDT	\$1.00	0%	0%	0%	18,260	83,183	
4	BNB	BNB	\$238	-1%	-2%	-23%	469	37,077	
5	USD Coin	USDC	\$1.00	0%	0%	0%	2,815	28,396	
6	XRP	XRP	\$0.48	-2%	-2%	2%	670	25,250	
7	Lido stETH	STETH	\$1,881	-2%	9%	3%	2	13,911	
8	Cardano	ADA	\$0.29	-3%	10%	-21%	157	10,117	
9	Dogecoin	DOGE	\$0.07	-3%	6%	-9%	245	9,237	
10	Solana	SOL	\$16.9	-2%	8%	-17%	199	6,769	

## Top & Bottom Performers - Top 100 Tokens

24h		7 Days		30 Days		90 Days		365 Days	
NEAR	9%	BCH	86%	BCH	74%	XRD	92%	KAS	6830%
XRD	7%	PEPE	66%	KAS	35%	INJ	79%	INJ	454%
INJ	6%	BSV	48%	STX	24%	RNDR	76%	RNDR	334%
APE	4%	XRD	34%	XRD	20%	BCH	64%	CFX	331%
CRV	-6%	SUI	-2%	APE	-25%	MATIC	-39%	ALGO	-60%
KAVA	-8%	BNB	-2%	FLOW	-27%	OP	-40%	SAND	-63%
SNX	-8%	TWT	-3%	CFX	-27%	APE	-41%	AXS	-64%
AAVE	-13%	RPL	-6%	MATIC	-28%	FLOW	-41%	FLOW	-66%

## Category Performance

Category	7d	30d	90d	180d	365d	Ecosystem	7d	30d	90d	180d	365d
Currency	24%	12%	3%	35%	13%	Solana	23%	3%	-13%	44%	-38%
DEX	22%	-2%	-25%	24%	-29%	Cosmos	16%	-1%	1%	66%	42%
CEXs	7%	-6%	-12%	13%	-2%	Tron	7%	-4%	-2%	20%	-7%
Lending	15%	-7%	-9%	16%	-36%	Polkadot	13%	-6%	-23%	13%	-25%
Smart Contract	17%	-8%	-18%	25%	-27%	BSC	13%	-6%	-3%	52%	9%
Other DeFi	11%	-9%	-12%	77%	69%	Avalanche	15%	-8%	-16%	19%	-23%
Privacy	15%	-9%	-30%	-15%	-38%	Polygon	14%	-10%	-13%	37%	-1%
IoT/Data/Comp.	12%	-10%	-20%	5%	-39%	Gnosis Chain	13%	-10%	-23%	28%	-20%
Scaling	14%	-11%	-33%	24%	7%						
Gaming/Entertai	15%	-15%	-29%	7%	-52%						
Meme	10%	-15%	-27%	47%	40%						

## DeFi

### Total Value Locked, LTM, \$b

### Top TVL By Protocol, \$b

### DefiPulse Index, LTM

## Trading Volume

Aggregate Volumes by Product, \$b					Top Derivatives Exchanges, \$m and bps				Top Spot Exchanges, \$m			
Product	1d	7d	30d	O/I	Exchange	1d Vol	O/I	Mkr	Tkr	Exchange	Score	1d Vol
Spot	16	142	535	n/a	Binance	36,157	9,667	2.0	4.0	Binance	9.9	7,465
Perpetuals	127	1,110	3,540	68	OKX	12,712	3,637	2.0	5.0	Coinbase	8.4	790
Futures	0	4	11	1	Bybit	7,681	4,890	1.0	6.0	Kraken	7.9	361
Options*	1	11	30	n/a	KuCoin	1,557	1,668	2.0	6.0	KuCoin	7.5	525

Daily Spot Volume, Top 100 Tokens Last 20d, \$b		Top Volume, 1d, \$m		Top Volume, %20d Avg		Low Volume, %20d Avg	
		USDT	21,998	AAVE	353%	STETH	18%
		BTC	13,968	NEAR	352%	TWT	33%
		ETH	6,838	BIT	249%	OKB	42%
		USDC	3,115	BCH	245%	USDP	43%
		BUSD	2,283	APE	229%	FRAX	52%

## Traditional Finance

Global Equity Markets*							SPX vs. BTC, LTM	
	US	US Grwth	UK	Germany	Japan	HK		
1D	-1%	-1%	-1%	-1%	-2%	-2%		
7D	-1%	-1%	-2%	-2%	-2%	-3%		
90D	10%	18%	2%	2%	6%	-6%		
365D	11%	24%	5%	17%	14%	-13%		

10-Year Treasury Yields							Commodities & FX					
	US	Brazil	UK	Germany	Japan	HK	Last	WTI	Gas	Gold	USD/EUR	USD/JPY
Last	3.69%	10.97%	4.32%	2.30%	0.35%	3.54%	Last	69.1	2.85	1,942	0.92	143.2
1d Chg	-0.12	-0.01	0.00	-0.06	-0.01	-0.05	1d % Chg	0.0%	0.4%	0.6%	-0.3%	-0.4%

## Correlations

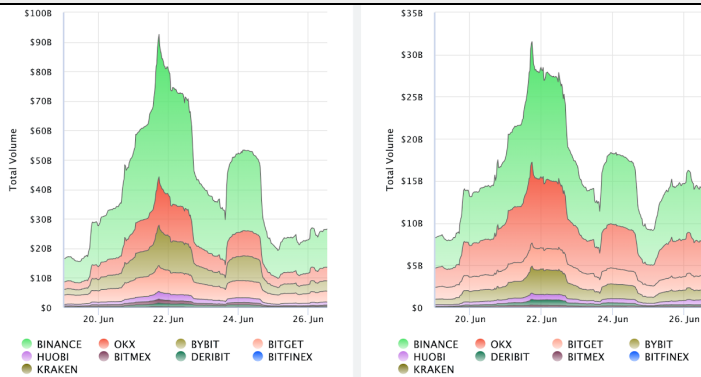
Intra-Crypto Correlations, LTM							Rolling 3M Correlations, LTM	
	BTC	ETH	BNB	XRP	ADA	DOGE		
BTC								
ETH	0.87							
BNB	0.75	0.75						
XRP	0.64	0.66	0.58					
ADA	0.78	0.80	0.73	0.68				
DOGE	0.59	0.63	0.55	0.49	0.64			

## Crypto News

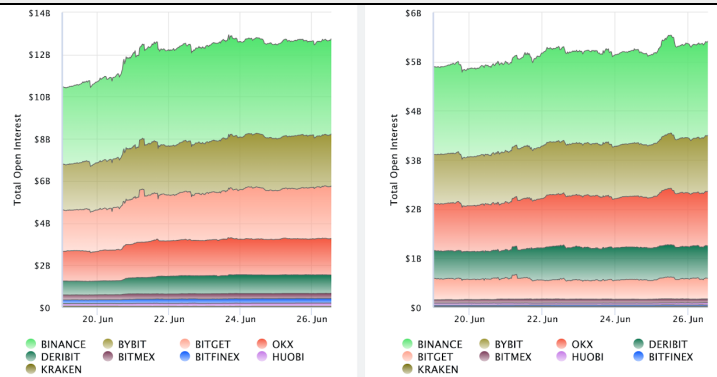
- [Bitcoin price could surge to mid-\\$30,000 region unless monetary tightening kills risk appetite - The Block](#)
- [MakerDAO's DAI has reduced its dependence on USDC as collateral - The Block](#)
- [Unofficial BlackRock 'EtherRock' NFTs net \\$750,000 in trading volume - The Block](#)
- ['We need a new way': Bank of England strategy head pushes for Digital Pound - The Block](#)
- [BlackRock's Bitcoin ETF application is the 'holy grail' of exposure for TradFi, says analyst - The Block](#)
- [HSBC rolls out cryptocurrency services in Hong Kong: Report - Cointelegraph](#)
- [Binance eyes United Arab Emirates as 'focal point' for future operations - Cointelegraph](#)
- [Amazon to invest \\$100M in generative AI center: Report - Cointelegraph](#)

## Crypto Futures

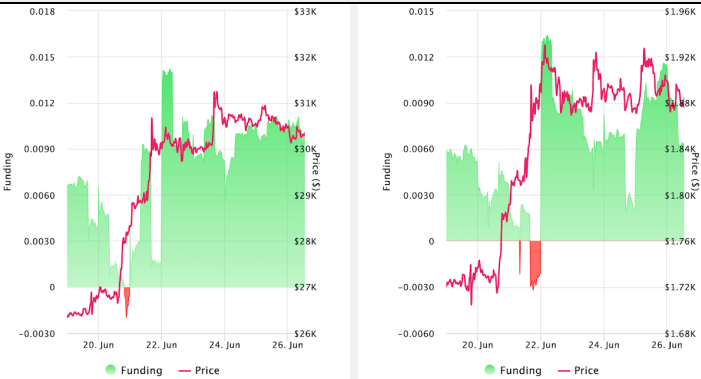
### Futures Volume (BTC LHS ; ETH RHS), 1d



### Futures Open Interest (BTC LHS ; ETH RHS)



### Volume Weighted Funding Rate (BTC LHS ; ETH RHS), 1d

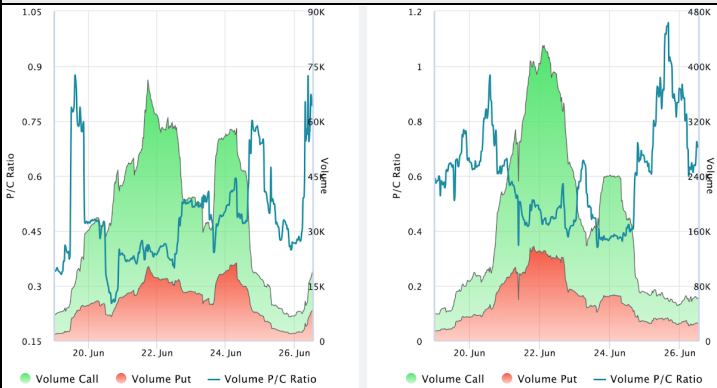


### Liquidations (BTC LHS ; ETH RHS), 1d

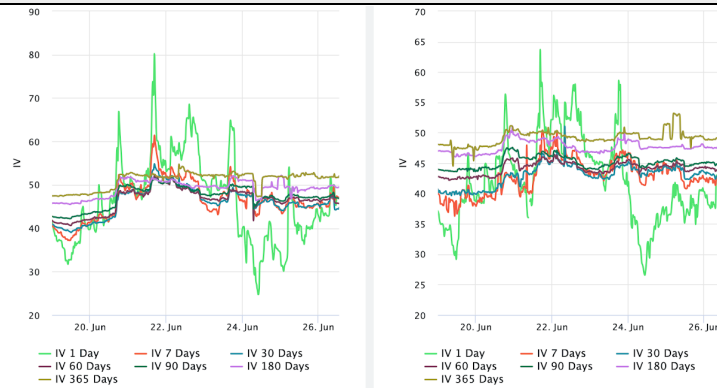


## Crypto Options

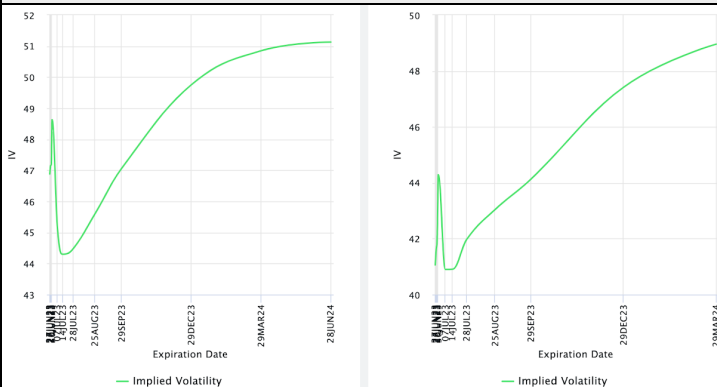
### Options Volume & Put/Call Ratio (BTC LHS ; ETH RHS), 1d



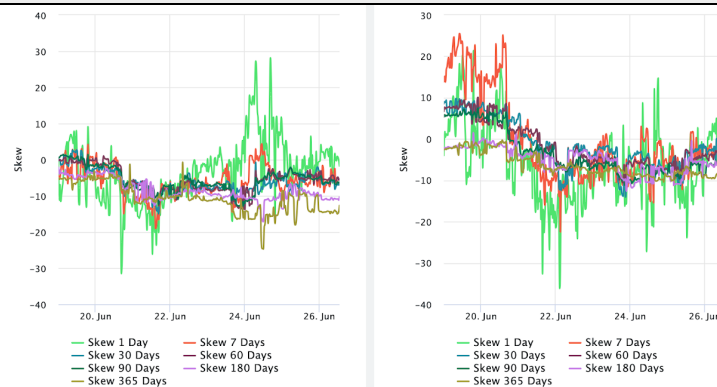
### ATM Implied Volatility (BTC LHS ; ETH RHS)



### ATM Implied Vol Term Structure (BTC LHS ; ETH RHS)



### 25 Delta Skew (BTC LHS ; ETH RHS)



## About GSR

GSR is a global leader in digital asset trading, market making, OTC derivatives, and investments. We operate in a culture of excellence and leverage our first-rate reputation, deep relationships and proprietary trading technology to move swiftly and capitalize on market opportunities.

GSR's experienced team brings together decades of institutional trading expertise, while our industry-leading proprietary technology stack anchors everything we do.

Our main service areas are: market making; proprietary and algorithmic trading; client execution; structured products; risk management solutions; and portfolio investments.

For more information or if we can help with anything, please see [gsr.io](https://gsr.io) or contact us at [gsr@gsr.io](mailto:gsr@gsr.io).

Follow GSR for more content: [Twitter](#) [Telegram](#) [LinkedIn](#)

## Authors

Matt Kunke, Research Analyst [Twitter](#) [Telegram](#) [LinkedIn](#)  
Brian Rudick, Senior Strategist [Twitter](#) [Telegram](#) [LinkedIn](#)

## Required Disclosures

*This material is provided by GSR (the "Firm") solely for informational purposes, is intended only for sophisticated, institutional investors and does not constitute an offer or commitment, a solicitation of an offer or commitment, or any advice or recommendation, to enter into or conclude any transaction (whether on the terms shown or otherwise), or to provide investment services in any state or country where such an offer or solicitation or provision would be illegal. The Firm is not and does not act as an advisor or fiduciary in providing this material.*

*This material is not a research report, and not subject to any of the independence and disclosure standards applicable to research reports prepared pursuant to FINRA or CFTC research rules. This material is not independent of the Firm's proprietary interests, which may conflict with the interests of any counterparty of the Firm. The Firm trades instruments discussed in this material for its own account, may trade contrary to the views expressed in this material, and may have positions in other related instruments.*

*Information contained herein is based on sources considered to be reliable, but is not guaranteed to be accurate or complete. Any opinions or estimates expressed herein reflect a judgment made by the author(s) as of the date of publication, and are subject to change without notice. Trading and investing in digital assets involves significant risks including price volatility and illiquidity and may not be suitable for all investors. The Firm is not liable whatsoever for any direct or consequential loss arising from the use of this material. Copyright of this material belongs to GSR. Neither this material nor any copy thereof may be taken, reproduced or redistributed, directly or indirectly, without prior written permission of GSR.*

## Sources

\*All options data is based on Deribit and Options-based graphs are from Laevidas based on Deribit data. Market returns are based on price returns for the following ETFs: VOO, QQQ, EWU, EWG, EWJ, and EWH.

CoinGecko	Santiment	DefiLlama	CoinMarketCap	Laevidas
Investing.com	Google Finance	TradingView	Deribit	WorldCoinIndex