

Crypto Leaderboard

Rank	Name	Ticker	Price	24h	7d	30d	24h Vol \$m	MC \$m	1-Year Chart
1	Bitcoin	BTC	\$30,070	-2%	4%	8%	15,378	583,782	
2	Ethereum	ETH	\$1,850	-2%	2%	-2%	8,933	222,644	
3	Tether	USDT	\$1.00	0%	0%	0%	20,537	83,187	
4	BNB	BNB	\$232	-3%	-6%	-26%	453	36,189	
5	USD Coin	USDC	\$1.00	0%	0%	0%	4,298	28,174	
6	XRP	XRP	\$0.47	-2%	-4%	-4%	677	24,690	
7	Lido stETH	STETH	\$1,849	-2%	2%	-2%	3	13,784	
8	Cardano	ADA	\$0.27	-4%	-2%	-28%	196	9,539	
9	Dogecoin	DOGE	\$0.06	-2%	0%	-13%	251	8,952	
10	TRON	TRX	\$0.07	-1%	6%	-3%	219	6,683	

Top & Bottom Performers - Top 100 Tokens

24h		7 Days		30 Days		90 Days		365 Days	
XLM	4%	BCH	79%	BCH	99%	BCH	89%	KAS	7120%
BGB	4%	PEPE	43%	KAS	50%	XRD	87%	INJ	492%
KAS	3%	BSV	31%	XLM	11%	INJ	62%	CFX	311%
VET	2%	XRD	22%	LEO	10%	RNDR	54%	OKB	271%
CFX	-7%	FXS	-10%	APE	-30%	OP	-46%	ALGO	-62%
ALGO	-8%	STX	-11%	MATIC	-30%	FLOW	-47%	SAND	-62%
PEPE	-8%	RPL	-11%	FLOW	-32%	ALGO	-47%	AXS	-63%
XRD	-10%	RNDR	-15%	CFX	-32%	CFX	-47%	FLOW	-68%

Category Performance

Category	7d	30d	90d	180d	365d	Ecosystem	7d	30d	90d	180d	365d
Currency	14%	12%	3%	39%	23%	Solana	18%	2%	-15%	47%	-37%
CEXs	5%	-4%	-10%	18%	1%	Tron	2%	-4%	-5%	19%	-5%
DEX	9%	-7%	-30%	20%	-28%	Cosmos	0%	-10%	-7%	60%	47%
Lending	5%	-8%	-10%	20%	-30%	Polkadot	2%	-10%	-26%	11%	-24%
Privacy	4%	-13%	-30%	-17%	-32%	Avalanche	2%	-13%	-21%	16%	-20%
Smart Contract	1%	-14%	-24%	20%	-27%	BSC	-1%	-16%	-15%	46%	11%
IoT/Data/Comp.	0%	-15%	-26%	4%	-39%	Gnosis Chain	0%	-16%	-28%	24%	-18%
Other DeFi	-2%	-16%	-17%	69%	79%	Polygon	-1%	-17%	-21%	32%	0%
Scaling	-2%	-17%	-36%	21%	5%						
Meme	-4%	-21%	-33%	41%	47%						
Gaming/Entertai	-1%	-21%	-35%	5%	-56%						

DeFi

Total Value Locked, LTM, \$b	Top TVL By Protocol, \$b	DefiPulse Index, LTM

Trading Volume

Aggregate Volumes by Product, \$b					Top Derivatives Exchanges, \$m and bps					Top Spot Exchanges, \$m		
Product	1d	7d	30d	O/I	Exchange	1d Vol	O/I	Mkr	Tkr	Exchange	Score	1d Vol
Spot	17	152	543	n/a	Binance	39,297	9,544	2.0	4.0	Binance	9.9	8,282
Perpetuals	151	1,190	3,650	100	OKX	14,389	3,487	2.0	5.0	Coinbase	8.5	1,001
Futures	0	4	11	1	Bybit	9,184	5,023	1.0	6.0	Kraken	8.2	617
Options*	1	9	31	n/a	KuCoin	1,570	1,696	2.0	6.0	KuCoin	7.5	515

Daily Spot Volume, Top 100 Tokens Last 20d, \$b		Top Volume, 1d, \$m		Top Volume, %20d Avg		Low Volume, %20d Avg	
		USDT	24,052	BIT	426%	STETH	19%
		BTC	16,105	XLM	372%	TWT	34%
		ETH	7,719	BCH	247%	USDP	35%
		USDC	3,734	MIOTA	218%	KCS	48%
		TUSD	2,907	XRD	185%	FRAX	50%

Traditional Finance

Global Equity Markets*							SPX vs. BTC, LTM	
	US	US Grwth	UK	Germany	Japan	HK		
1D	1%	2%	1%	1%	0%	1%		
7D	0%	1%	-1%	-1%	-3%	-1%		
90D	8%	15%	0%	-1%	5%	-6%		
365D	15%	28%	6%	19%	15%	-12%		

10-Year Treasury Yields							Commodities & FX					
	US	Brazil	UK	Germany	Japan	HK	Last	WTI	Gas	Gold	USD/EUR	USD/JPY
Last	3.75%	10.98%	4.37%	2.32%	0.38%	3.60%	Last	67.9	2.80	1,915	0.91	144.4
1d Chg	-0.02	0.02	-0.01	-0.04	-0.01	-0.05	1d % Chg	0.3%	0.5%	-0.5%	0.2%	0.2%

Correlations

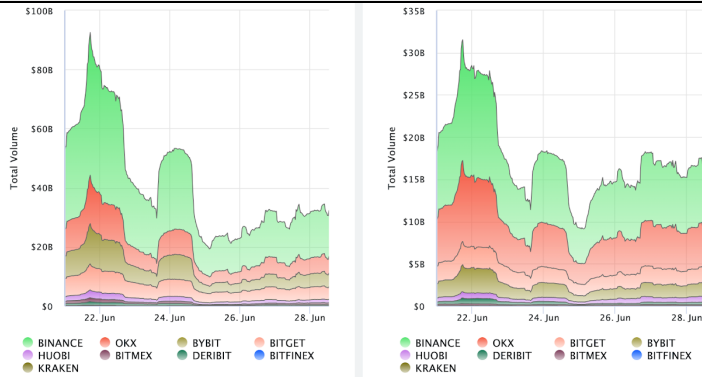
Intra-Crypto Correlations, LTM							Rolling 3M Correlations, LTM	
	BTC	ETH	BNB	XRP	ADA	DOGE		
BTC								
ETH	0.87							
BNB	0.75	0.75						
XRP	0.64	0.66	0.58					
ADA	0.78	0.80	0.73	0.68				
DOGE	0.59	0.62	0.55	0.49	0.64			

Crypto News

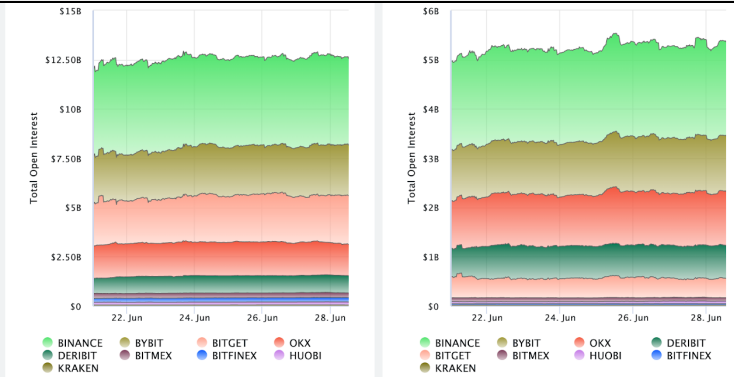
- [The multi-billion dollar question posed by BlackRock's bitcoin ETF move - The Block](#)
- [Nevada regulator files petition to place Prime Trust in receivership - The Block](#)
- [Bitfindex launches peer-to-peer exchange in Argentina, Colombia and Venezuela - The Block](#)
- [Fidelity preparing to submit spot bitcoin ETF filing: Source - The Block](#)
- [Ordinals-like tokens on Ethereum surge past \\$1 million in volume - The Block](#)
- [Tether signs MoU with Georgia to develop Bitcoin P2P infrastructure - Cointelegraph](#)
- [Bitcoin no longer crypto of choice for illicit crypto activity: TRM Labs - Cointelegraph](#)
- [EU finalizes controversial smart contract kill switch rules under Data Act - Cointelegraph](#)

Crypto Futures

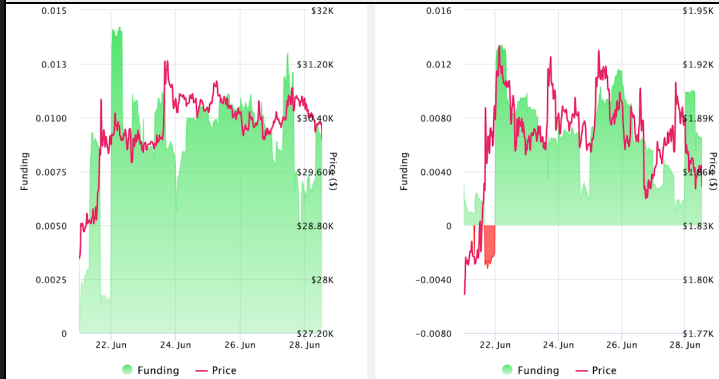
Futures Volume (BTC LHS ; ETH RHS), 1d



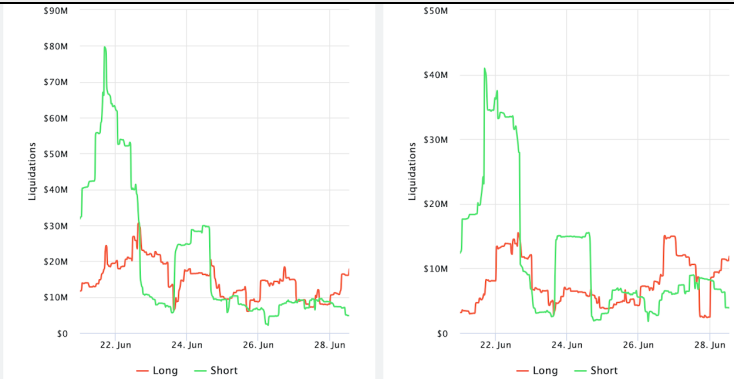
Futures Open Interest (BTC LHS ; ETH RHS)



Volume Weighted Funding Rate (BTC LHS ; ETH RHS), 1d

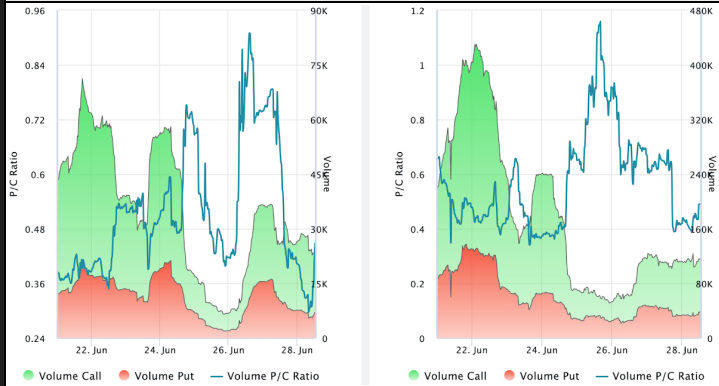


Liquidations (BTC LHS ; ETH RHS), 1d

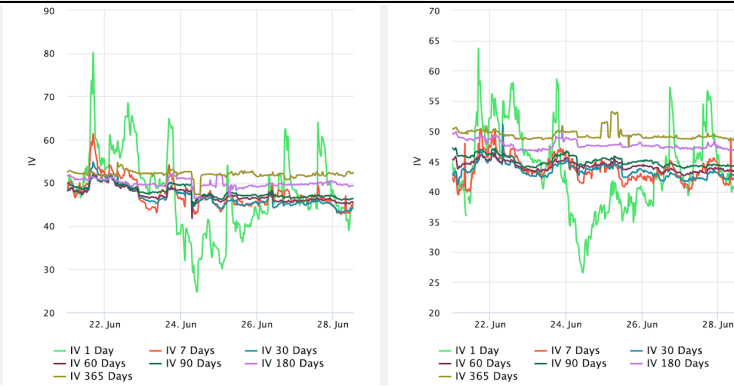


Crypto Options

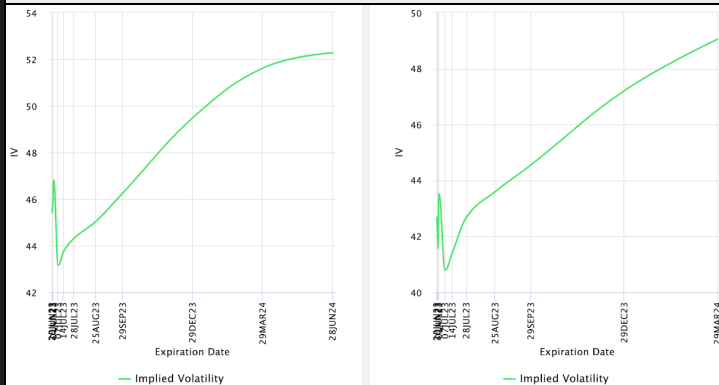
Options Volume & Put/Call Ratio (BTC LHS ; ETH RHS), 1d



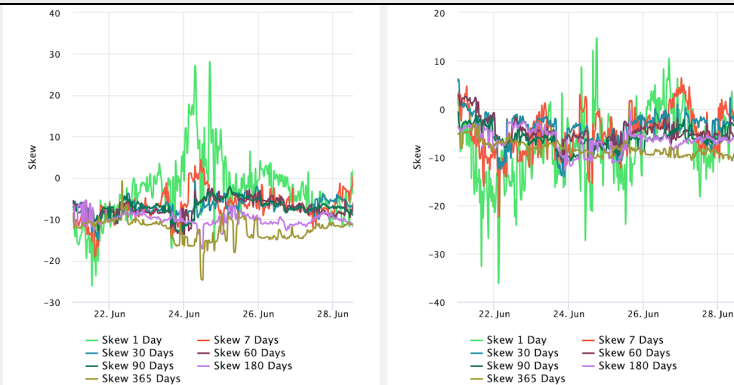
ATM Implied Volatility (BTC LHS ; ETH RHS)



ATM Implied Vol Term Structure (BTC LHS ; ETH RHS)



25 Delta Skew (BTC LHS ; ETH RHS)



About GSR

GSR is a global leader in digital asset trading, market making, OTC derivatives, and investments. We operate in a culture of excellence and leverage our first-rate reputation, deep relationships and proprietary trading technology to move swiftly and capitalize on market opportunities.

GSR's experienced team brings together decades of institutional trading expertise, while our industry-leading proprietary technology stack anchors everything we do.

Our main service areas are: market making; proprietary and algorithmic trading; client execution; structured products; risk management solutions; and portfolio investments.

For more information or if we can help with anything, please see gsr.io or contact us at gsr@gsr.io.

Follow GSR for more content: [Twitter](#) [Telegram](#) [LinkedIn](#)

Authors

Matt Kunke, Research Analyst [Twitter](#) [Telegram](#) [LinkedIn](#)
Brian Rudick, Senior Strategist [Twitter](#) [Telegram](#) [LinkedIn](#)

Required Disclosures

This material is provided by GSR (the "Firm") solely for informational purposes, is intended only for sophisticated, institutional investors and does not constitute an offer or commitment, a solicitation of an offer or commitment, or any advice or recommendation, to enter into or conclude any transaction (whether on the terms shown or otherwise), or to provide investment services in any state or country where such an offer or solicitation or provision would be illegal. The Firm is not and does not act as an advisor or fiduciary in providing this material.

This material is not a research report, and not subject to any of the independence and disclosure standards applicable to research reports prepared pursuant to FINRA or CFTC research rules. This material is not independent of the Firm's proprietary interests, which may conflict with the interests of any counterparty of the Firm. The Firm trades instruments discussed in this material for its own account, may trade contrary to the views expressed in this material, and may have positions in other related instruments.

Information contained herein is based on sources considered to be reliable, but is not guaranteed to be accurate or complete. Any opinions or estimates expressed herein reflect a judgment made by the author(s) as of the date of publication, and are subject to change without notice. Trading and investing in digital assets involves significant risks including price volatility and illiquidity and may not be suitable for all investors. The Firm is not liable whatsoever for any direct or consequential loss arising from the use of this material. Copyright of this material belongs to GSR. Neither this material nor any copy thereof may be taken, reproduced or redistributed, directly or indirectly, without prior written permission of GSR.

Sources

*All options data is based on Deribit and Options-based graphs are from Laevidas based on Deribit data. Market returns are based on price returns for the following ETFs: VOO, QQQ, EWU, EWG, EWJ, and EWH.

CoinGecko	Santiment	DefiLlama	CoinMarketCap	Laevidas
Investing.com	Google Finance	TradingView	Deribit	WorldCoinIndex