

## Crypto Leaderboard

Rank	Name	Ticker	Price	24h	7d	30d	24h Vol \$m	MC \$m	1-Year Chart
1	Bitcoin	BTC	\$30,733	2%	2%	11%	12,686	596,660	
2	Ethereum	ETH	\$1,872	1%	-1%	-1%	7,280	225,010	
3	Tether	USDT	\$1.00	0%	0%	0%	19,384	83,304	
4	BNB	BNB	\$236	1%	-5%	-24%	623	36,736	
5	USD Coin	USDC	\$1.00	0%	0%	0%	4,096	28,124	
6	XRP	XRP	\$0.47	0%	-5%	-10%	898	24,644	
7	Lido stETH	STETH	\$1,866	1%	-2%	-2%	2	13,906	
8	Cardano	ADA	\$0.28	1%	-7%	-27%	199	9,685	
9	Dogecoin	DOGE	\$0.06	0%	-4%	-12%	280	8,944	
10	Solana	SOL	\$18.1	12%	6%	-15%	532	7,217	

## Top & Bottom Performers - Top 100 Tokens

24h		7 Days		30 Days		90 Days		365 Days	
SNX	14%	BCH	87%	BCH	117%	BCH	100%	KAS	6252%
SOL	12%	BSV	38%	KAS	63%	INJ	68%	INJ	527%
STX	8%	SNX	19%	PEPE	24%	XRD	60%	CFX	315%
BCH	7%	XLM	17%	STX	15%	RNDR	47%	LDO	284%
WOO	-1%	BIT	-11%	MATIC	-29%	OP	-46%	NEAR	-59%
CFX	-2%	STX	-13%	APE	-30%	APE	-46%	AXS	-60%
BIT	-3%	SUI	-14%	FLOW	-30%	FLOW	-48%	SAND	-61%
XRD	-15%	CFX	-18%	CFX	-35%	CFX	-49%	FLOW	-66%

## Category Performance

Category	7d	30d	90d	180d	365d	Ecosystem	7d	30d	90d	180d	365d
Currency	18%	15%	5%	43%	27%	Solana	14%	4%	-16%	48%	-37%
CEXs	8%	1%	-8%	21%	1%	Tron	2%	-4%	-6%	19%	-4%
DEX	10%	-4%	-30%	24%	-26%	Avalanche	8%	-10%	-21%	20%	-17%
Lending	11%	-4%	-8%	24%	-26%	Cosmos	2%	-10%	-8%	64%	49%
Privacy	7%	-12%	-30%	-16%	-30%	Polkadot	2%	-12%	-29%	12%	-24%
Smart Contract	4%	-13%	-25%	21%	-24%	BSC	1%	-14%	-16%	49%	16%
Other DeFi	2%	-13%	-16%	74%	89%	Gnosis Chain	2%	-16%	-29%	25%	-15%
IoT/Data/Comp.	3%	-14%	-26%	6%	-37%	Polygon	1%	-16%	-22%	34%	3%
Scaling	0%	-16%	-37%	20%	5%						
Gaming/Entertai	1%	-20%	-35%	6%	-55%						
Meme	-5%	-20%	-34%	39%	49%						

## DeFi

Total Value Locked, LTM, \$b	Top TVL By Protocol, \$b	DefiPulse Index, LTM

## Trading Volume

Aggregate Volumes by Product, \$b					Top Derivatives Exchanges, \$m and bps					Top Spot Exchanges, \$m		
Product	1d	7d	30d	O/I	Exchange	1d Vol	O/I	Mkr	Tkr	Exchange	Score	1d Vol
Spot	16	151	558	n/a	Binance	37,533	9,789	2.0	4.0	Binance	9.9	6,362
Perpetuals	164	1,160	3,750	125	OKX	13,634	3,649	2.0	5.0	Coinbase	8.6	863
Futures	0	4	12	1	Bybit	8,809	5,010	1.0	6.0	Kraken	8.3	523
Options*	1	8	32	n/a	KuCoin	1,505	1,724	2.0	6.0	KuCoin	7.6	527

Daily Spot Volume, Top 100 Tokens Last 20d, \$b				Top Volume, 1d, \$m		Top Volume, %20d Avg		Low Volume, %20d Avg	
				USDT	22,049	XRD	309%	STETH	15%
				BTC	13,175	SNX	241%	XAUT	28%
				ETH	6,166	BIT	229%	FRAX	37%
				USDC	3,274	XLM	214%	RETH	48%
				BUSD	2,327	BCH	186%	KCS	52%

## Traditional Finance

Global Equity Markets*							SPX vs. BTC, LTM	
	US	US Grwth	UK	Germany	Japan	HK		
1D	0%	0%	-1%	0%	1%	0%		
7D	0%	0%	-1%	0%	-1%	-1%		
90D	7%	14%	-1%	-1%	5%	-5%		
365D	15%	28%	6%	21%	17%	-12%		

10-Year Treasury Yields							Commodities & FX					
	US	Brazil	UK	Germany	Japan	HK	Last	WTI	Gas	Gold	USD/EUR	USD/JPY
Last	3.84%	10.95%	4.42%	2.39%	0.38%	3.60%	Last	69.6	2.64	1,903	0.92	144.9
1d Chg	0.13	0.07	0.11	0.07	0.00	-0.05	1d % Chg	0.1%	-1.1%	-1.0%	0.4%	0.3%

## Correlations

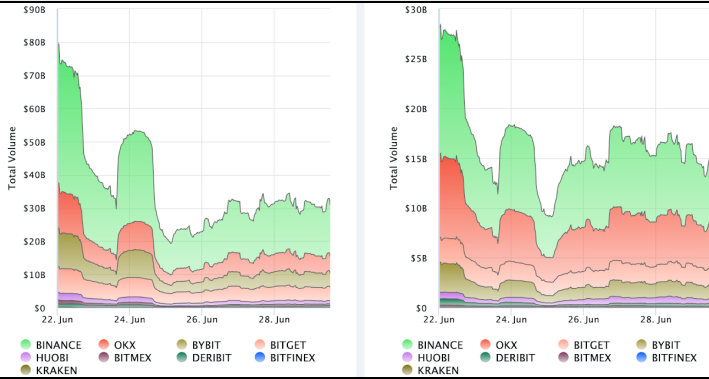
Intra-Crypto Correlations, LTM							Rolling 3M Correlations, LTM	
	BTC	ETH	BNB	XRP	ADA	DOGE		
BTC								
ETH	0.87							
BNB	0.75	0.75						
XRP	0.64	0.66	0.58					
ADA	0.78	0.80	0.73	0.68				
DOGE	0.60	0.63	0.56	0.49	0.64			

## Crypto News

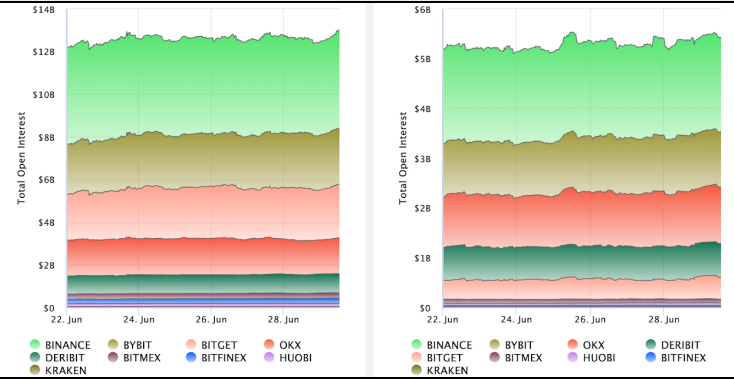
- [DYDX to launch public testnet of Cosmos-based blockchain on July 5 - The Block](#)
- [CFTC technology advisory board to discuss DeFi, DAOs and more at July meeting - The Block](#)
- [Cboe amends filing for Ark's bitcoin ETF to include BlackRock-like feature - The Block](#)
- [Ledger launches custodial trading network for institutions - The Block](#)
- [Maple Finance launches direct lending arm Maple Direct - The Block](#)
- [Bitcoin accounted for just 19% of illicit crypto activity in 2022: TRM Labs - The Block](#)
- [Bitcoin salary: Employees choose crypto paychecks amid economic instability - Cointelegraph](#)
- [German regulator reportedly rejects Binance's crypto custody license request - Cointelegraph](#)

## Crypto Futures

### Futures Volume (BTC LHS ; ETH RHS), 1d



### Futures Open Interest (BTC LHS ; ETH RHS)



### Volume Weighted Funding Rate (BTC LHS ; ETH RHS), 1d

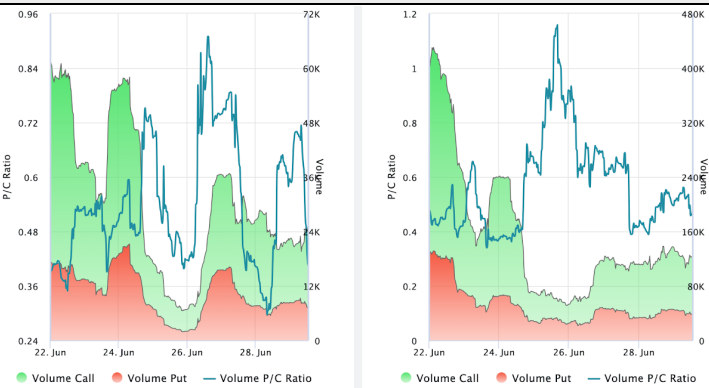


### Liquidations (BTC LHS ; ETH RHS), 1d

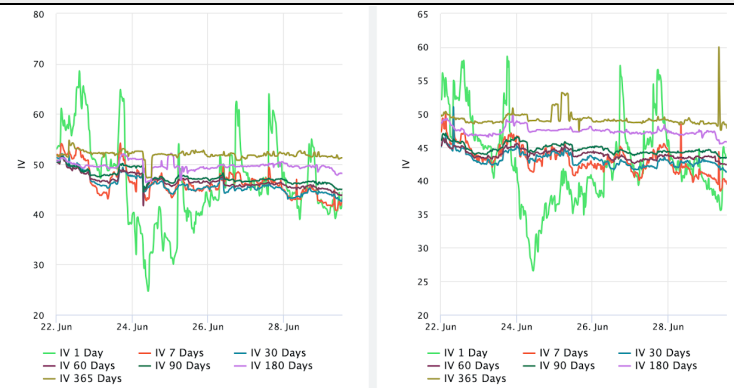


## Crypto Options

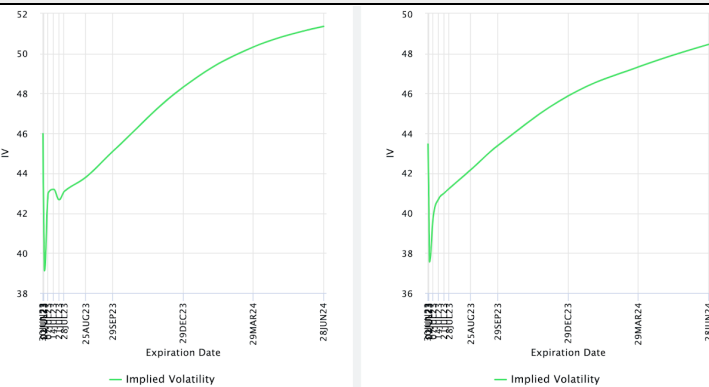
### Options Volume & Put/Call Ratio (BTC LHS ; ETH RHS), 1d



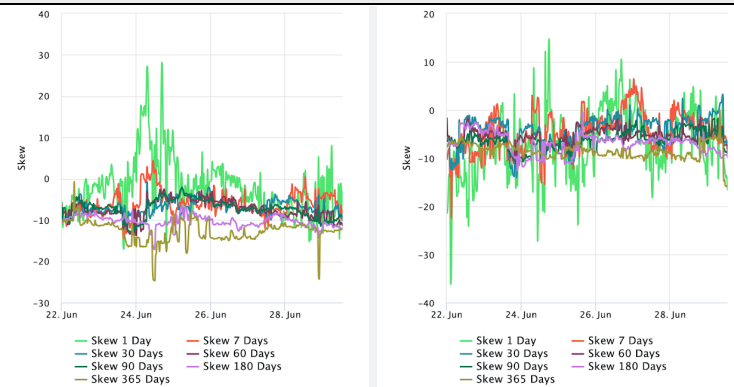
### ATM Implied Volatility (BTC LHS ; ETH RHS)



### ATM Implied Vol Term Structure (BTC LHS ; ETH RHS)



### 25 Delta Skew (BTC LHS ; ETH RHS)



## About GSR

GSR is a global leader in digital asset trading, market making, OTC derivatives, and investments. We operate in a culture of excellence and leverage our first-rate reputation, deep relationships and proprietary trading technology to move swiftly and capitalize on market opportunities.

GSR's experienced team brings together decades of institutional trading expertise, while our industry-leading proprietary technology stack anchors everything we do.

Our main service areas are: market making; proprietary and algorithmic trading; client execution; structured products; risk management solutions; and portfolio investments.

For more information or if we can help with anything, please see [gsr.io](https://gsr.io) or contact us at [gsr@gsr.io](mailto:gsr@gsr.io).

Follow GSR for more content: [Twitter](#) [Telegram](#) [LinkedIn](#)

## Authors

Matt Kunke, Research Analyst [Twitter](#) [Telegram](#) [LinkedIn](#)  
Brian Rudick, Senior Strategist [Twitter](#) [Telegram](#) [LinkedIn](#)

## Required Disclosures

*This material is provided by GSR (the "Firm") solely for informational purposes, is intended only for sophisticated, institutional investors and does not constitute an offer or commitment, a solicitation of an offer or commitment, or any advice or recommendation, to enter into or conclude any transaction (whether on the terms shown or otherwise), or to provide investment services in any state or country where such an offer or solicitation or provision would be illegal. The Firm is not and does not act as an advisor or fiduciary in providing this material.*

*This material is not a research report, and not subject to any of the independence and disclosure standards applicable to research reports prepared pursuant to FINRA or CFTC research rules. This material is not independent of the Firm's proprietary interests, which may conflict with the interests of any counterparty of the Firm. The Firm trades instruments discussed in this material for its own account, may trade contrary to the views expressed in this material, and may have positions in other related instruments.*

*Information contained herein is based on sources considered to be reliable, but is not guaranteed to be accurate or complete. Any opinions or estimates expressed herein reflect a judgment made by the author(s) as of the date of publication, and are subject to change without notice. Trading and investing in digital assets involves significant risks including price volatility and illiquidity and may not be suitable for all investors. The Firm is not liable whatsoever for any direct or consequential loss arising from the use of this material. Copyright of this material belongs to GSR. Neither this material nor any copy thereof may be taken, reproduced or redistributed, directly or indirectly, without prior written permission of GSR.*

## Sources

\*All options data is based on Deribit and Options-based graphs are from Laevidas based on Deribit data. Market returns are based on price returns for the following ETFs: VOO, QQQ, EWU, EWG, EWJ, and EWH.

CoinGecko	Santiment	DefiLlama	CoinMarketCap	Laevidas
Investing.com	Google Finance	TradingView	Deribit	WorldCoinIndex