

## Crypto Leaderboard

Rank	Name	Ticker	Price	24h	7d	30d	24h Vol \$m	MC \$m	1-Year Chart
1	Bitcoin	BTC	\$31,055	1%	3%	14%	14,845	603,774	
2	Ethereum	ETH	\$1,906	2%	2%	2%	8,276	229,402	
3	Tether	USDT	\$1.00	0%	0%	0%	18,388	83,211	
4	BNB	BNB	\$241	2%	-1%	-21%	658	37,618	
5	USD Coin	USDC	\$1.00	0%	0%	0%	5,269	27,885	
6	XRP	XRP	\$0.48	2%	-2%	-7%	693	25,146	
7	Lido stETH	STETH	\$1,905	2%	2%	2%	12	14,227	
8	Cardano	ADA	\$0.30	8%	3%	-20%	306	10,463	
9	Dogecoin	DOGE	\$0.07	4%	1%	-7%	322	9,316	
10	Solana	SOL	\$19.2	8%	17%	-8%	780	7,691	

## Top & Bottom Performers - Top 100 Tokens

24h		7 Days		30 Days		90 Days		365 Days	
XEC	70%	BCH	114%	FLEX	278%	BCH	144%	KAS	8213%
BCH	26%	XEC	71%	BCH	172%	FLEX	59%	INJ	551%
LTC	19%	BSV	45%	KAS	70%	INJ	56%	LDO	345%
BSV	15%	FLEX	42%	XEC	61%	RNDR	54%	CFX	298%
GUSD	0%	STX	-8%	MATIC	-25%	ALGO	-44%	AXS	-59%
TON	-1%	SUI	-11%	CFX	-26%	FLOW	-45%	ALGO	-61%
SNX	-2%	XRD	-16%	APE	-27%	APE	-46%	SAND	-62%
XRD	-10%	CFX	-18%	SUI	-28%	CFX	-47%	FLOW	-63%

## Category Performance

Category	7d	30d	90d	180d	365d	Ecosystem	7d	30d	90d	180d	365d
Currency	17%	30%	17%	58%	43%	Solana	10%	5%	-14%	51%	-34%
CEXs	12%	11%	-2%	28%	4%	Tron	1%	0%	-6%	21%	0%
Lending	20%	8%	-1%	33%	-15%	Avalanche	10%	-3%	-16%	25%	-10%
DEX	6%	1%	-28%	28%	-20%	Cosmos	0%	-6%	-8%	67%	56%
Privacy	4%	-2%	-26%	-12%	-24%	Polkadot	0%	-6%	-27%	15%	-19%
Smart Contract	4%	-5%	-21%	27%	-17%	Gnosis Chain	2%	-10%	-26%	29%	-10%
Other DeFi	3%	-7%	-16%	76%	101%	BSC	-2%	-12%	-21%	45%	14%
IoT/Data/Comp.	2%	-9%	-24%	8%	-34%	Polygon	-1%	-13%	-23%	33%	6%
Scaling	1%	-10%	-33%	24%	13%						
Meme	-3%	-15%	-34%	47%	57%						
Gaming/Entertai	-1%	-16%	-34%	6%	-52%						

## DeFi

Total Value Locked, LTM, \$b	Top TVL By Protocol, \$b	DefiPulse Index, LTM

## Trading Volume

Aggregate Volumes by Product, \$b					Top Derivatives Exchanges, \$m and bps					Top Spot Exchanges, \$m		
Product	1d	7d	30d	O/I	Exchange	1d Vol	O/I	Mkr	Tkr	Exchange	Score	1d Vol
Spot	23	138	565	n/a	Binance	51,188	10,428	2.0	4.0	Binance	9.9	9,059
Perpetuals	251	1,160	3,930	127	OKX	19,377	3,781	2.0	5.0	Coinbase	8.6	1,374
Futures	0	3	12	1	Bybit	11,889	5,033	1.0	6.0	Kraken	8.2	686
Options*	2	9	33	n/a	KuCoin	2,177	1,748	2.0	6.0	KuCoin	7.7	648

Daily Spot Volume, Top 100 Tokens Last 20d, \$b				Top Volume, 1d, \$m		Top Volume, %20d Avg		Low Volume, %20d Avg	
				USDT	29,163	XEC	1521%	RETH	35%
				BTC	17,896	BCH	377%	FLEX	54%
				ETH	7,635	LTC	322%	XAUT	54%
				USDC	4,224	ETC	300%	LUNC	57%
				BUSD	2,912	SNX	296%	FXS	66%

## Traditional Finance

Global Equity Markets*							SPX vs. BTC, LTM	
	US	US Grwth	UK	Germany	Japan	HK		
1D	0%	0%	0%	0%	-1%	-1%		
7D	1%	0%	0%	1%	1%	1%		
90D	7%	14%	-3%	-2%	4%	-8%		
365D	16%	30%	6%	22%	16%	-13%		

10-Year Treasury Yields							Commodities & FX				
	US	Brazil	UK	Germany	Japan	HK	WTI	Gas	Gold	USD/EUR	USD/JPY
Last	3.84%	10.85%	4.48%	2.43%	0.40%	3.68%	70.1	2.70	1,919	0.92	144.6
1d Chg	-0.01	-0.11	0.10	0.02	0.00	-0.05	0.3%	-0.2%	0.0%	-0.3%	-0.2%

## Correlations

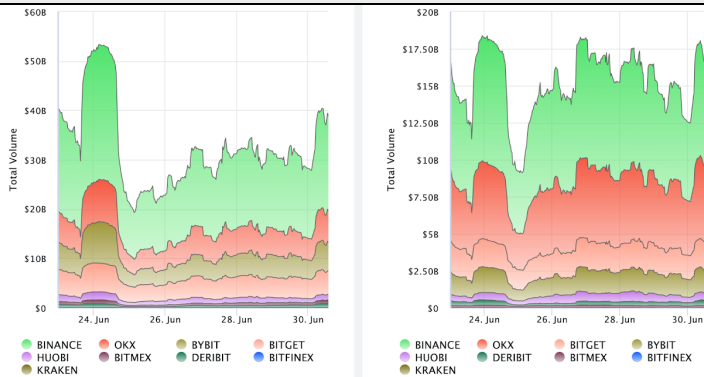
Intra-Crypto Correlations, LTM							Rolling 3M Correlations, LTM	
	BTC	ETH	BNB	XRP	ADA	DOGE		
BTC								
ETH	0.87							
BNB	0.75	0.75						
XRP	0.64	0.66	0.58					
ADA	0.78	0.80	0.73	0.67				
DOGE	0.60	0.63	0.56	0.49	0.64			

## Crypto News

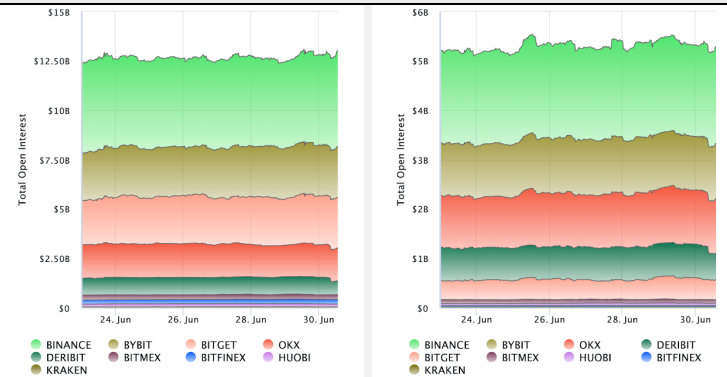
- [Canada lawmakers want national blockchain strategy - The Block](#)
- [New UK financial law includes 'crypto hub' provisions and web3 rules - The Block](#)
- [StarkEx Layer 2 records \\$1 trillion in on-chain trading volume since June 2020 - The Block](#)
- [Binance hit by two further banking setbacks in Europe - The Block](#)
- [Revolut US to delist ADA, MATIC and SOL in September - Cointelegraph](#)
- [Why approving a Bitcoin ETF might unleash \\$18 billion in sell-pressure - Cointelegraph](#)
- [The EU's AI regulations sparked a letter signed by 160 tech execs - Cointelegraph](#)
- [What are blue-chip NFTs, and how to find them? - Cointelegraph](#)

## Crypto Futures

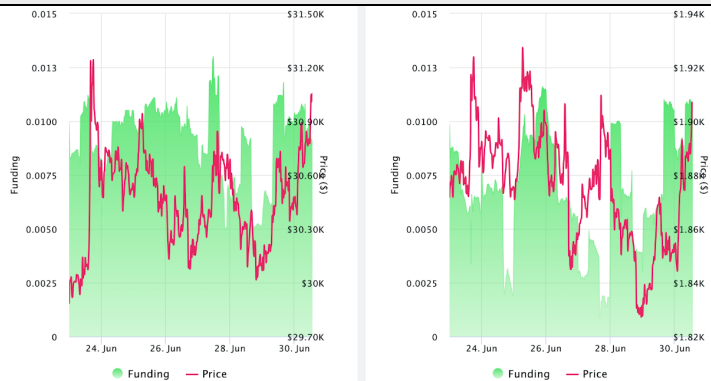
### Futures Volume (BTC LHS ; ETH RHS), 1d



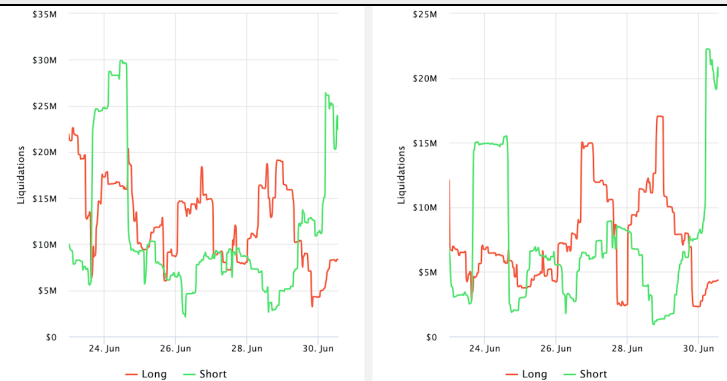
### Futures Open Interest (BTC LHS ; ETH RHS)



### Volume Weighted Funding Rate (BTC LHS ; ETH RHS), 1d

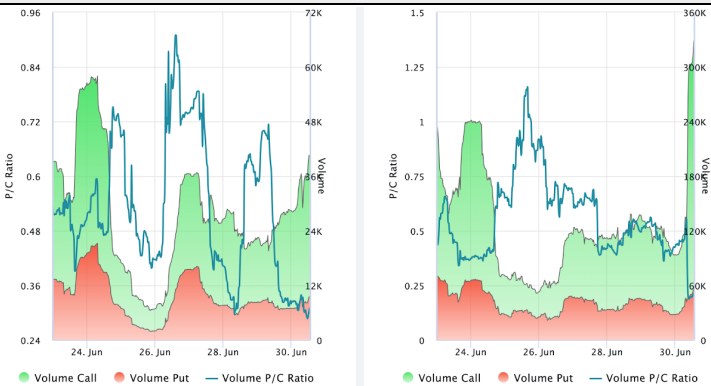


### Liquidations (BTC LHS ; ETH RHS), 1d

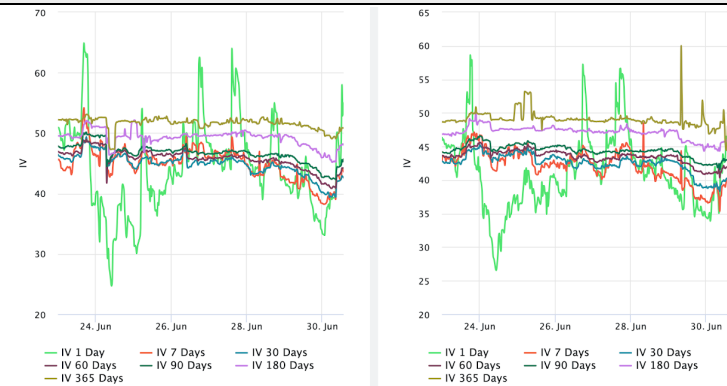


## Crypto Options

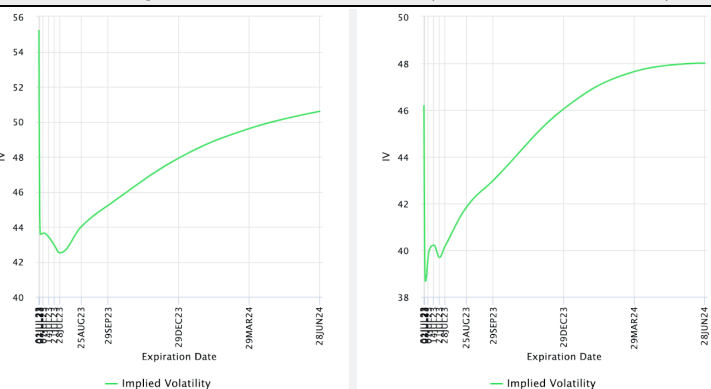
### Options Volume & Put/Call Ratio (BTC LHS ; ETH RHS), 1d



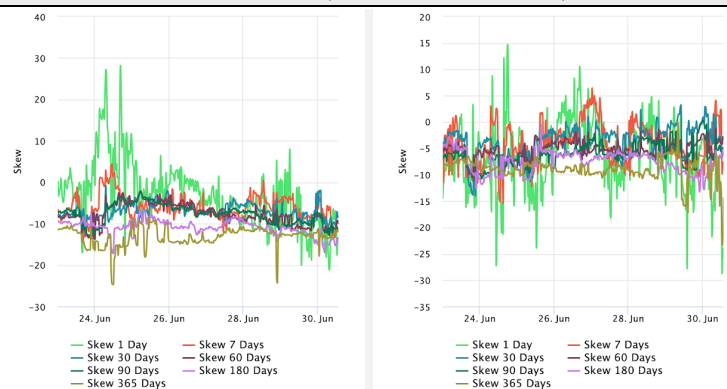
### ATM Implied Volatility (BTC LHS ; ETH RHS)



### ATM Implied Vol Term Structure (BTC LHS ; ETH RHS)



### 25 Delta Skew (BTC LHS ; ETH RHS)



## About GSR

GSR is a global leader in digital asset trading, market making, OTC derivatives, and investments. We operate in a culture of excellence and leverage our first-rate reputation, deep relationships and proprietary trading technology to move swiftly and capitalize on market opportunities.

GSR's experienced team brings together decades of institutional trading expertise, while our industry-leading proprietary technology stack anchors everything we do.

Our main service areas are: market making; proprietary and algorithmic trading; client execution; structured products; risk management solutions; and portfolio investments.

For more information or if we can help with anything, please see [gsr.io](https://gsr.io) or contact us at [gsr@gsr.io](mailto:gsr@gsr.io).

Follow GSR for more content: [Twitter](#) [Telegram](#) [LinkedIn](#)

## Authors

Matt Kunke, Research Analyst [Twitter](#) [Telegram](#) [LinkedIn](#)  
Brian Rudick, Senior Strategist [Twitter](#) [Telegram](#) [LinkedIn](#)

## Required Disclosures

*This material is provided by GSR (the "Firm") solely for informational purposes, is intended only for sophisticated, institutional investors and does not constitute an offer or commitment, a solicitation of an offer or commitment, or any advice or recommendation, to enter into or conclude any transaction (whether on the terms shown or otherwise), or to provide investment services in any state or country where such an offer or solicitation or provision would be illegal. The Firm is not and does not act as an advisor or fiduciary in providing this material.*

*This material is not a research report, and not subject to any of the independence and disclosure standards applicable to research reports prepared pursuant to FINRA or CFTC research rules. This material is not independent of the Firm's proprietary interests, which may conflict with the interests of any counterparty of the Firm. The Firm trades instruments discussed in this material for its own account, may trade contrary to the views expressed in this material, and may have positions in other related instruments.*

*Information contained herein is based on sources considered to be reliable, but is not guaranteed to be accurate or complete. Any opinions or estimates expressed herein reflect a judgment made by the author(s) as of the date of publication, and are subject to change without notice. Trading and investing in digital assets involves significant risks including price volatility and illiquidity and may not be suitable for all investors. The Firm is not liable whatsoever for any direct or consequential loss arising from the use of this material. Copyright of this material belongs to GSR. Neither this material nor any copy thereof may be taken, reproduced or redistributed, directly or indirectly, without prior written permission of GSR.*

## Sources

\*All options data is based on Deribit and Options-based graphs are from Laevidas based on Deribit data.  
Market returns are based on price returns for the following ETFs: VOO, QQQ, EWU, EWG, EWJ, and EWH.

CoinGecko	Santiment	DefiLlama	CoinMarketCap	Laevidas
Investing.com	Google Finance	TradingView	Deribit	WorldCoinIndex