

Crypto Leaderboard

Rank	Name	Ticker	Price	24h	7d	30d	24h Vol \$m	MC \$m	1-Year Chart
1	Bitcoin	BTC	\$30,785	1%	2%	19%	10,904	598,069	
2	Ethereum	ETH	\$1,891	1%	-1%	8%	37,411	227,329	
3	Tether	USDT	\$1.00	0%	0%	0%	16,524	83,549	
4	BNB	BNB	\$247	0%	4%	7%	612	38,557	
5	USD Coin	USDC	\$1.00	0%	0%	0%	2,529	27,381	
6	XRP	XRP	\$0.47	0%	0%	-10%	545	24,925	
7	Lido stETH	STETH	\$1,891	1%	-1%	9%	13	14,423	
8	Cardano	ADA	\$0.29	1%	3%	7%	163	10,286	
9	Dogecoin	DOGE	\$0.07	1%	-2%	6%	153	9,164	
10	Solana	SOL	\$22.5	1%	20%	48%	431	9,044	

Top & Bottom Performers - Top 100 Tokens

24h		7 Days		30 Days		90 Days		365 Days	
CFX	11%	SOL	20%	BCH	180%	BCH	119%	KAS	10190%
STX	7%	COMP	16%	COMP	136%	COMP	50%	INJ	611%
BCH	6%	KAS	13%	PEPE	70%	RNDR	25%	CFX	358%
THETA	6%	XEC	11%	XEC	69%	INJ	23%	RNDR	330%
LTC	-1%	LDO	-8%	XRP	-10%	OP	-49%	NEAR	-57%
TON	-2%	APE	-9%	BTT	-11%	CFX	-49%	FLOW	-58%
XLM	-3%	FTM	-9%	RPL	-12%	ALGO	-50%	SAND	-61%
MINA	-3%	MKR	-10%	APE	-15%	APE	-57%	ALGO	-62%

Category Performance

Category	7d	30d	90d	180d	365d	Ecosystem	7d	30d	90d	180d	365d
Currency	-1%	40%	9%	26%	46%	Solana	3%	31%	-18%	14%	-31%
Lending	2%	39%	0%	3%	-12%	Avalanche	1%	28%	-16%	2%	-6%
Privacy	0%	23%	-27%	-26%	-25%	Polkadot	-1%	20%	-28%	-9%	-14%
DEX	-2%	22%	-33%	-5%	-27%	Cosmos	-1%	19%	-16%	28%	61%
CEXs	2%	20%	-15%	0%	8%	Gnosis Chain	-2%	16%	-28%	1%	-12%
Smart Contract	1%	18%	-25%	-5%	-16%	Polygon	-2%	12%	-29%	3%	9%
Other DeFi	-2%	17%	-21%	36%	96%	BSC	-3%	11%	-28%	17%	21%
Gaming/Entertai	0%	12%	-37%	-28%	-47%	Tron	1%	9%	-3%	11%	1%
IoT/Data/Comp.	-3%	12%	-27%	-13%	-30%						
Scaling	0%	7%	-40%	-12%	14%						
Meme	-2%	5%	-38%	18%	53%						

DeFi

Total Value Locked, LTM, \$b	Top TVL By Protocol, \$b	DefiPulse Index, LTM

Trading Volume

Aggregate Volumes by Product, \$b					Top Derivatives Exchanges, \$m and bps					Top Spot Exchanges, \$m		
Product	1d	7d	30d	O/I	Exchange	1d Vol	O/I	Mkr	Tkr	Exchange	Score	1d Vol
Spot	14	108	551	n/a	Binance	30,942	9,986	2.0	4.0	Binance	9.9	6,615
Perpetuals	57	689	4,110	87	OKX	10,273	3,712	2.0	5.0	Coinbase	8.5	879
Futures	0	2	13	1	Bybit	5,902	5,048	1.0	6.0	Kraken	8.2	441
Options*	1	6	32	n/a	KuCoin	1,327	1,713	2.0	6.0	KuCoin	7.4	377

Daily Spot Volume, Top 100 Tokens Last 20d, \$b		Top Volume, 1d, \$m		Top Volume, %20d Avg		Low Volume, %20d Avg	
		USDT	18,881	WBT	240%	USDP	6%
		BTC	12,979	RETH	218%	FLOW	25%
		ETH	5,250	MINA	150%	BSV	30%
		USDC	2,864	CFX	134%	ETC	38%
		TUSD	2,042	ALGO	120%	XEC	40%

Traditional Finance

Global Equity Markets*							SPX vs. BTC, LTM	
	US	US Grwth	UK	Germany	Japan	HK		
1D	1%	0%	1%	1%	0%	1%		
7D	0%	-1%	0%	1%	0%	-2%		
90D	7%	15%	-6%	-3%	5%	-9%		
365D	16%	29%	9%	29%	17%	-12%		

10-Year Treasury Yields							Commodities & FX					
	US	Brazil	UK	Germany	Japan	HK	Last	WTI	Gas	Gold	USD/EUR	USD/JPY
Last	3.91%	10.66%	4.61%	2.58%	0.47%	3.77%	Last	75.4	2.65	1,948	0.90	139.2
1d Chg	-0.08	0.01	-0.05	-0.06	-0.01	-0.06	1d % Chg	0.8%	-2.9%	0.6%	-0.6%	-0.8%

Correlations

Intra-Crypto Correlations, LTM							Rolling 3M Correlations, LTM	
	BTC	ETH	BNB	XRP	ADA	DOGE		
BTC								
ETH	0.86							
BNB	0.74	0.74						
XRP	0.64	0.66	0.57					
ADA	0.78	0.80	0.73	0.67				
DOGE	0.59	0.63	0.55	0.49	0.64			

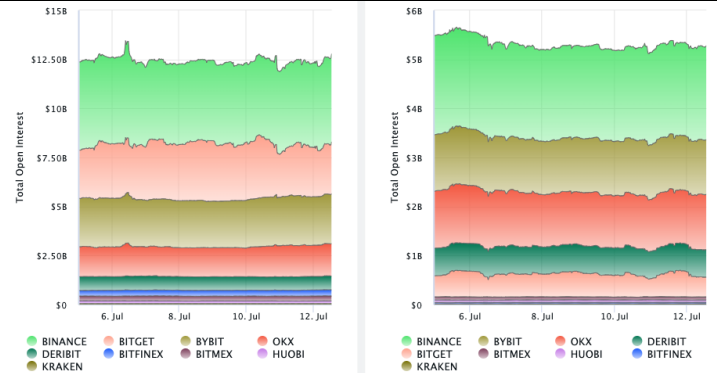
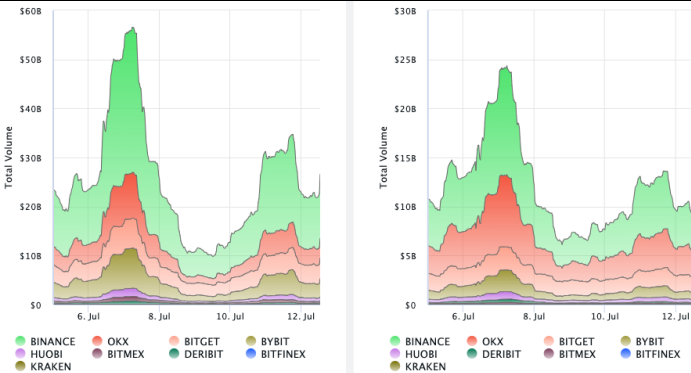
Crypto News

- [Crypto Traders Prepare for Bitcoin Volatility as Focus Shifts to U.S. CPI - CoinDesk](#)
- [India central bank eyes one million digital currency transactions daily by year-end, deputy governor says - Reuters](#)
- [Cboe refiles 5 Bitcoin ETFs to include Coinbase surveillance agreements - Cointelegraph](#)
- [BlackRock Bitcoin ETF could unlock \\$30 trillion worth of wealth, Bloomberg analyst says - Cointelegraph](#)
- [Starknet deploys 'Quantum Leap' upgrade boosting network's throughput - The Block](#)
- [EU announces 'web4 and virtual worlds strategy' - The Block](#)
- [Singapore's Temasek has no interest in crypto for now: CNBC - The Block](#)
- [Bank of China tests SIM card NFC payments for digital yuan - The Block](#)

Crypto Futures

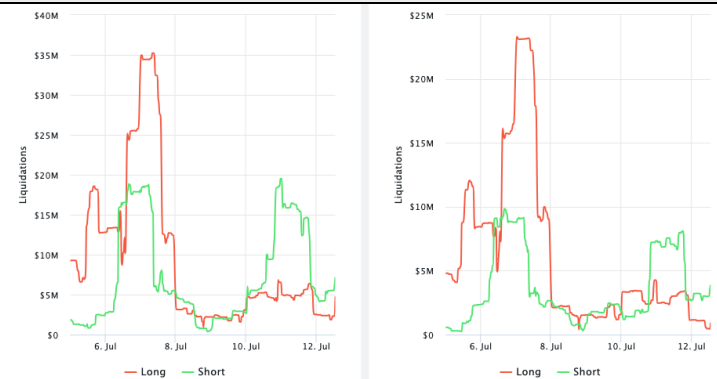
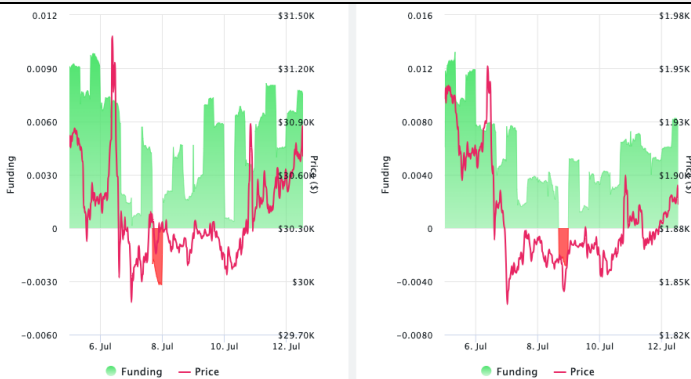
Futures Volume (BTC LHS ; ETH RHS), 1d

Futures Open Interest (BTC LHS ; ETH RHS)



Volume Weighted Funding Rate (BTC LHS ; ETH RHS), 1d

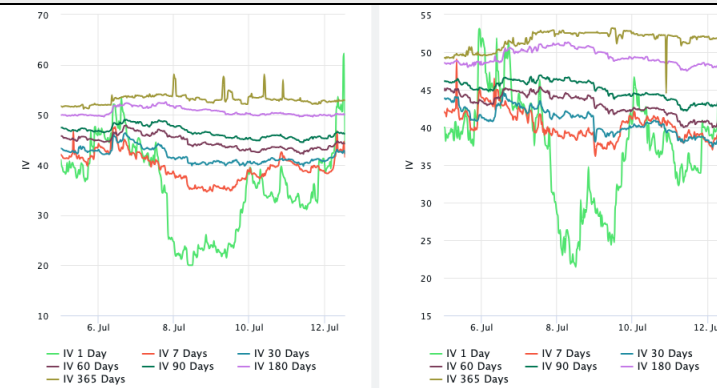
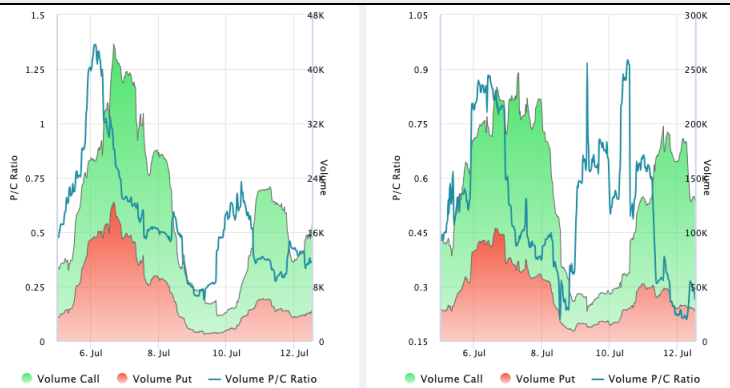
Liquidations (BTC LHS ; ETH RHS), 1d



Crypto Options

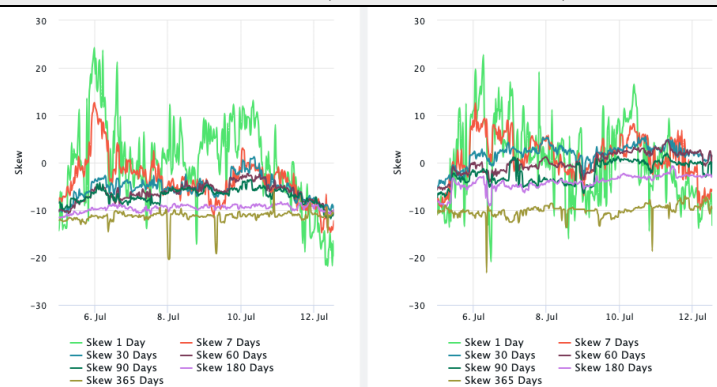
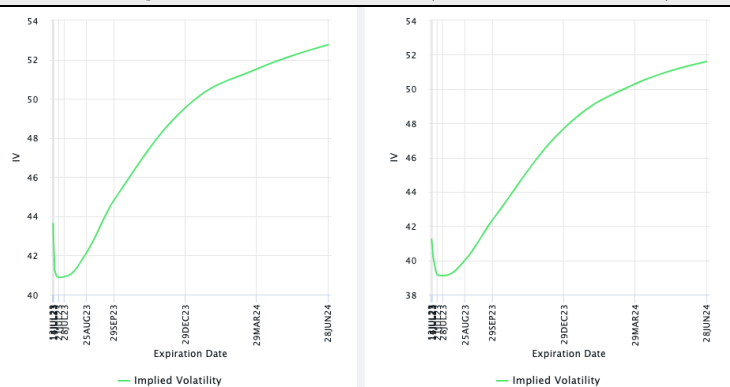
Options Volume & Put/Call Ratio (BTC LHS ; ETH RHS), 1d

ATM Implied Volatility (BTC LHS ; ETH RHS)



ATM Implied Vol Term Structure (BTC LHS ; ETH RHS)

25 Delta Skew (BTC LHS ; ETH RHS)



About GSR

GSR is a global leader in digital asset trading, market making, OTC derivatives, and investments. We operate in a culture of excellence and leverage our first-rate reputation, deep relationships and proprietary trading technology to move swiftly and capitalize on market opportunities.

GSR's experienced team brings together decades of institutional trading expertise, while our industry-leading proprietary technology stack anchors everything we do.

Our main service areas are: market making; proprietary and algorithmic trading; client execution; structured products; risk management solutions; and portfolio investments.

For more information or if we can help with anything, please see gsr.io or contact us at gsr@gsr.io.

Follow GSR for more content: [Twitter](#) [Telegram](#) [LinkedIn](#)

Authors

Matt Kunke, Research Analyst [Twitter](#) [Telegram](#) [LinkedIn](#)
Brian Rudick, Senior Strategist [Twitter](#) [Telegram](#) [LinkedIn](#)

Required Disclosures

This material is provided by GSR (the "Firm") solely for informational purposes, is intended only for sophisticated, institutional investors and does not constitute an offer or commitment, a solicitation of an offer or commitment, or any advice or recommendation, to enter into or conclude any transaction (whether on the terms shown or otherwise), or to provide investment services in any state or country where such an offer or solicitation or provision would be illegal. The Firm is not and does not act as an advisor or fiduciary in providing this material.

This material is not a research report, and not subject to any of the independence and disclosure standards applicable to research reports prepared pursuant to FINRA or CFTC research rules. This material is not independent of the Firm's proprietary interests, which may conflict with the interests of any counterparty of the Firm. The Firm trades instruments discussed in this material for its own account, may trade contrary to the views expressed in this material, and may have positions in other related instruments.

Information contained herein is based on sources considered to be reliable, but is not guaranteed to be accurate or complete. Any opinions or estimates expressed herein reflect a judgment made by the author(s) as of the date of publication, and are subject to change without notice. Trading and investing in digital assets involves significant risks including price volatility and illiquidity and may not be suitable for all investors. The Firm is not liable whatsoever for any direct or consequential loss arising from the use of this material. Copyright of this material belongs to GSR. Neither this material nor any copy thereof may be taken, reproduced or redistributed, directly or indirectly, without prior written permission of GSR.

Sources

*All options data is based on Deribit and Options-based graphs are from Laevidas based on Deribit data. Market returns are based on price returns for the following ETFs: VOO, QQQ, EWU, EWG, EWJ, and EWH.

CoinGecko	Santiment	DefiLlama	CoinMarketCap	Laevidas
Investing.com	Google Finance	TradingView	Deribit	WorldCoinIndex