

Crypto Leaderboard

Rank	Name	Ticker	Price	24h	7d	30d	24h Vol \$m	MC \$m	1-Year Chart
1	Bitcoin	BTC	\$30,536	-1%	0%	18%	13,004	593,226	
2	Ethereum	ETH	\$1,881	-1%	-1%	8%	7,996	226,200	
3	Tether	USDT	\$1.00	0%	0%	0%	17,861	83,416	
4	BNB	BNB	\$246	-1%	3%	1%	492	38,365	
5	USD Coin	USDC	\$1.00	0%	0%	0%	3,569	27,230	
6	XRP	XRP	\$0.47	0%	0%	-9%	603	24,859	
7	Lido stETH	STETH	\$1,880	0%	-1%	8%	20	14,421	
8	Cardano	ADA	\$0.29	-2%	1%	5%	144	10,124	
9	Dogecoin	DOGE	\$0.07	0%	-2%	6%	192	9,147	
10	Solana	SOL	\$22.4	0%	14%	49%	533	9,004	

Top & Bottom Performers - Top 100 Tokens

24h		7 Days		30 Days		90 Days		365 Days	
KAS	7%	KAS	34%	BCH	170%	BCH	115%	KAS	11549%
COMP	4%	COMP	17%	COMP	155%	COMP	54%	INJ	559%
BIT	4%	SOL	14%	PEPE	63%	LEO	18%	CFX	301%
LTC	4%	MATIC	12%	XEC	63%	TRX	18%	RNDR	295%
PEPE	-3%	PEPE	-10%	LUNC	-11%	CFX	-48%	NEAR	-60%
XEC	-4%	XEC	-11%	RPL	-13%	OP	-53%	FLOW	-61%
ALGO	-5%	ALGO	-11%	BTT	-13%	ALGO	-54%	SAND	-64%
KAVA	-9%	MKR	-11%	APE	-16%	APE	-59%	ALGO	-66%

Category Performance

Category	7d	30d	90d	180d	365d	Ecosystem	7d	30d	90d	180d	365d
Lending	4%	40%	-3%	-5%	-17%	Solana	5%	32%	-20%	0%	-34%
Currency	0%	39%	7%	22%	40%	Avalanche	5%	29%	-17%	-5%	-12%
Privacy	1%	23%	-28%	-29%	-28%	Polkadot	3%	20%	-30%	-13%	-17%
DEX	1%	20%	-35%	-14%	-33%	Cosmos	1%	18%	-22%	21%	52%
CEXs	3%	17%	-18%	-8%	2%	Gnosis Chain	3%	16%	-30%	-3%	-17%
Other DeFi	3%	16%	-24%	28%	73%	Polygon	2%	12%	-32%	-2%	2%
Smart Contract	2%	16%	-27%	-14%	-21%	Tron	2%	9%	-3%	8%	0%
Gaming/Entertai	4%	12%	-39%	-32%	-49%	BSC	0%	9%	-33%	11%	13%
IoT/Data/Comp.	0%	12%	-29%	-19%	-34%						
Scaling	3%	7%	-42%	-17%	7%						
Meme	1%	3%	-40%	12%	47%						

DeFi

Total Value Locked, LTM, \$b

Top TVL By Protocol, \$b

DefiPulse Index, LTM

Trading Volume

Aggregate Volumes by Product, \$b					Top Derivatives Exchanges, \$m and bps					Top Spot Exchanges, \$m		
Product	1d	7d	30d	O/I	Exchange	1d Vol	O/I	Mkr	Tkr	Exchange	Score	1d Vol
Spot	14	105	547	n/a	Binance	35,044	9,918	2.0	4.0	Binance	9.9	6,626
Perpetuals	60	646	4,070	87	OKX	11,713	3,678	2.0	5.0	Coinbase	8.5	1,049
Futures	0	2	13	1	Bybit	5,890	5,048	1.0	6.0	Kraken	8.1	477
Options*	1	6	32	n/a	KuCoin	1,272	1,762	2.0	6.0	KuCoin	7.4	388

Daily Spot Volume, Top 100 Tokens Last 20d, \$b		Top Volume, 1d, \$m		Top Volume, %20d Avg		Low Volume, %20d Avg	
		USDT	19,661	RETH	515%	USDP	11%
		BTC	13,872	WBT	215%	XEC	27%
		ETH	5,771	MATIC	148%	FLOW	31%
		USDC	2,847	STETH	146%	BSV	31%
		TUSD	2,072	PAXG	138%	OKB	40%

Traditional Finance

Global Equity Markets*							SPX vs. BTC, LTM	
	US	US Grwth	UK	Germany	Japan	HK		
1D	1%	1%	2%	2%	1%	1%		
7D	1%	1%	4%	5%	2%	2%		
90D	8%	17%	-3%	-1%	7%	-8%		
365D	18%	31%	11%	32%	18%	-11%		

10-Year Treasury Yields							Commodities & FX					
	US	Brazil	UK	Germany	Japan	HK	Last	WTI	Gas	Gold	USD/EUR	USD/JPY
Last	3.83%	10.59%	4.52%	2.46%	0.46%	3.67%	Last	75.6	2.64	1,962	0.89	138.6
1d Chg	-0.04	-0.01	0.01	-0.09	-0.01	-0.06	1d % Chg	-0.3%	0.3%	0.0%	-0.5%	0.1%

Correlations

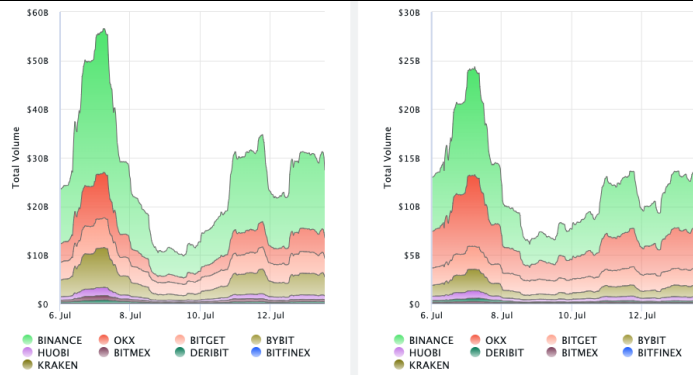
Intra-Crypto Correlations, LTM							Rolling 3M Correlations, LTM	
	BTC	ETH	BNB	XRP	ADA	DOGE		
BTC								
ETH	0.86							
BNB	0.74	0.74						
XRP	0.64	0.66	0.57					
ADA	0.78	0.80	0.73	0.67				
DOGE	0.59	0.63	0.55	0.49	0.64			

Crypto News

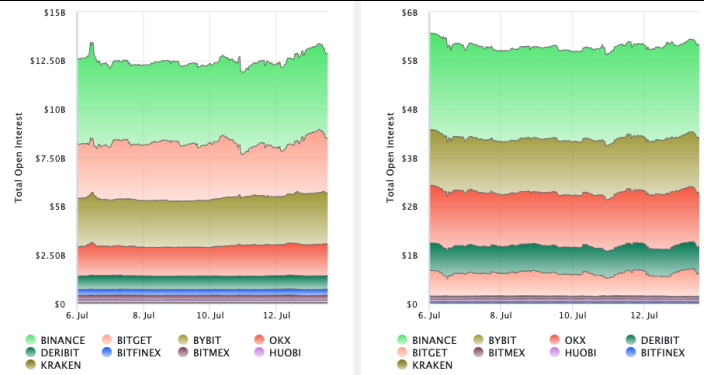
- [Telegram Merchants Gain Access to In-App Crypto Payments for First Time - CoinDesk](#)
- [Europe's first bitcoin ETF set to launch after 12-month delay - Financial Times](#)
- [Fidelity analyst warns Bitcoin could pull back as DOJ moves to sell 9000 BTC - Kitco NEWS](#)
- [Major Chinese Banks Launch Digital Currency Payments That Don't Need the Internet - Caixin Global](#)
- [Polygon proposes upgrading MATIC tokens to become POL - The Block](#)
- [Hedge funds are showing robust confidence in crypto, PwC says - The Block](#)
- [SEC's Gensler pushes back on industry's call to recuse from crypto actions - The Block](#)
- [BIS slams crypto in new report, says reality doesn't live up to decentralized vision - The Block](#)

Crypto Futures

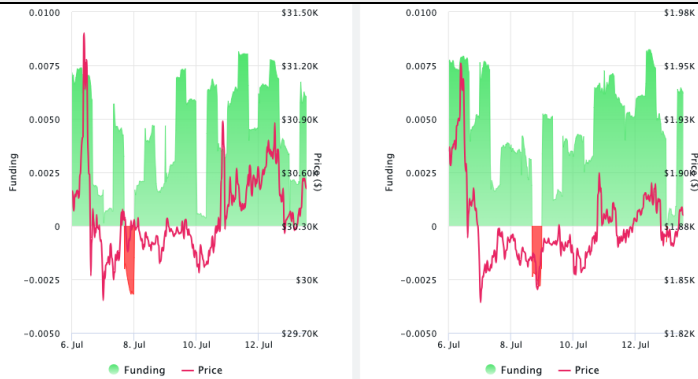
Futures Volume (BTC LHS ; ETH RHS), 1d



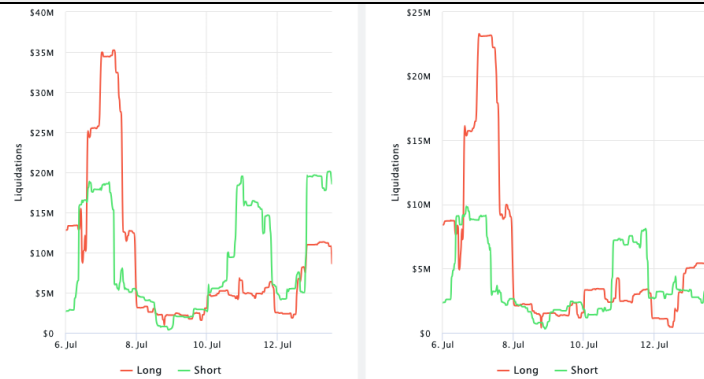
Futures Open Interest (BTC LHS ; ETH RHS)



Volume Weighted Funding Rate (BTC LHS ; ETH RHS), 1d

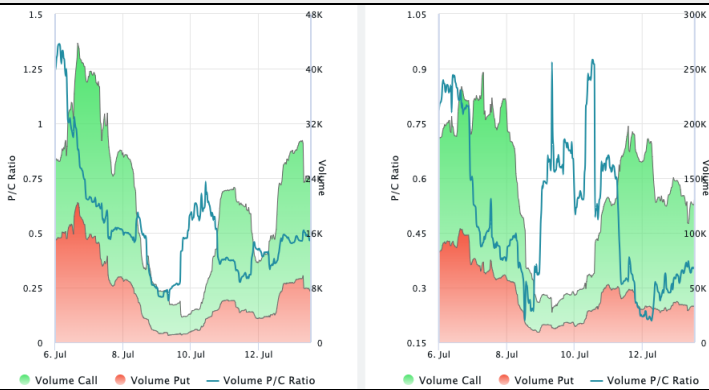


Liquidations (BTC LHS ; ETH RHS), 1d

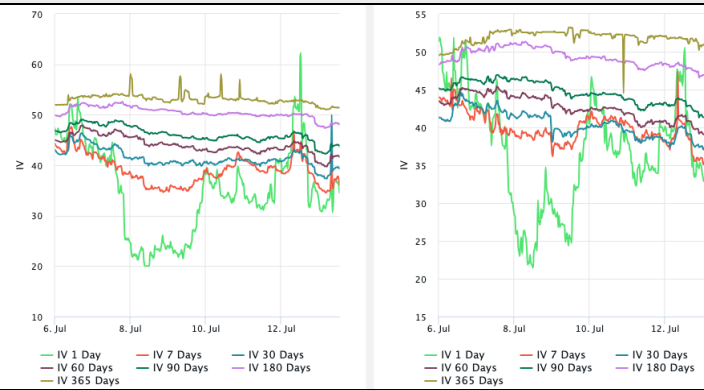


Crypto Options

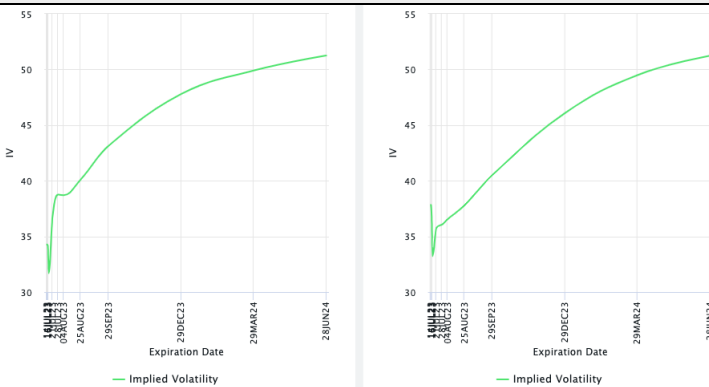
Options Volume & Put/Call Ratio (BTC LHS ; ETH RHS), 1d



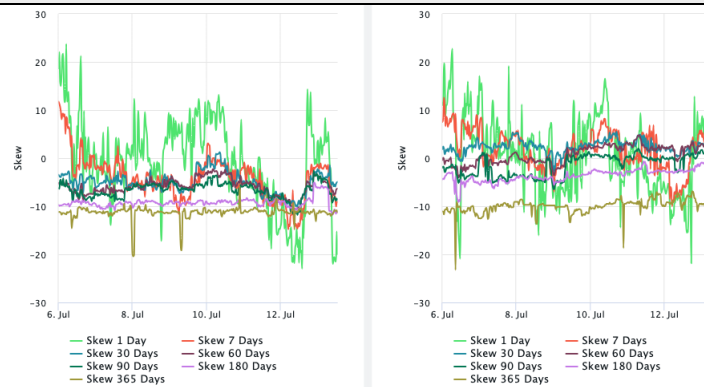
ATM Implied Volatility (BTC LHS ; ETH RHS)



ATM Implied Vol Term Structure (BTC LHS ; ETH RHS)



25 Delta Skew (BTC LHS ; ETH RHS)



About GSR

GSR is a global leader in digital asset trading, market making, OTC derivatives, and investments. We operate in a culture of excellence and leverage our first-rate reputation, deep relationships and proprietary trading technology to move swiftly and capitalize on market opportunities.

GSR's experienced team brings together decades of institutional trading expertise, while our industry-leading proprietary technology stack anchors everything we do.

Our main service areas are: market making; proprietary and algorithmic trading; client execution; structured products; risk management solutions; and portfolio investments.

For more information or if we can help with anything, please see gsr.io or contact us at gsr@gsr.io.

Follow GSR for more content: [Twitter](#) [Telegram](#) [LinkedIn](#)

Authors

Matt Kunke, Research Analyst [Twitter](#) [Telegram](#) [LinkedIn](#)
Brian Rudick, Senior Strategist [Twitter](#) [Telegram](#) [LinkedIn](#)

Required Disclosures

This material is provided by GSR (the "Firm") solely for informational purposes, is intended only for sophisticated, institutional investors and does not constitute an offer or commitment, a solicitation of an offer or commitment, or any advice or recommendation, to enter into or conclude any transaction (whether on the terms shown or otherwise), or to provide investment services in any state or country where such an offer or solicitation or provision would be illegal. The Firm is not and does not act as an advisor or fiduciary in providing this material.

This material is not a research report, and not subject to any of the independence and disclosure standards applicable to research reports prepared pursuant to FINRA or CFTC research rules. This material is not independent of the Firm's proprietary interests, which may conflict with the interests of any counterparty of the Firm. The Firm trades instruments discussed in this material for its own account, may trade contrary to the views expressed in this material, and may have positions in other related instruments.

Information contained herein is based on sources considered to be reliable, but is not guaranteed to be accurate or complete. Any opinions or estimates expressed herein reflect a judgment made by the author(s) as of the date of publication, and are subject to change without notice. Trading and investing in digital assets involves significant risks including price volatility and illiquidity and may not be suitable for all investors. The Firm is not liable whatsoever for any direct or consequential loss arising from the use of this material. Copyright of this material belongs to GSR. Neither this material nor any copy thereof may be taken, reproduced or redistributed, directly or indirectly, without prior written permission of GSR.

Sources

*All options data is based on Deribit and Options-based graphs are from Laevidas based on Deribit data. Market returns are based on price returns for the following ETFs: VOO, QQQ, EWU, EWG, EWJ, and EWH.

CoinGecko	Santiment	DefiLlama	CoinMarketCap	Laevidas
Investing.com	Google Finance	TradingView	Deribit	WorldCoinIndex