

Crypto Leaderboard

Rank	Name	Ticker	Price	24h	7d	30d	24h Vol \$m	MC \$m	1-Year Chart
1	Bitcoin	BTC	\$31,150	2%	3%	24%	27,552	605,223	
2	Ethereum	ETH	\$1,989	6%	7%	21%	20,617	239,154	
3	Tether	USDT	\$1.00	0%	0%	0%	37,874	83,474	
4	XRP	XRP	\$0.78	64%	66%	62%	12,171	40,819	
5	BNB	BNB	\$253	3%	8%	7%	1,354	39,543	
6	USD Coin	USDC	\$1.00	0%	0%	0%	8,034	27,356	
7	Lido stETH	STETH	\$1,989	6%	7%	20%	23	15,340	
8	Cardano	ADA	\$0.35	20%	22%	32%	1,251	12,135	
9	Solana	SOL	\$27.6	24%	32%	90%	2,973	11,111	
10	Dogecoin	DOGE	\$0.07	8%	7%	16%	841	9,836	

Top & Bottom Performers - Top 100 Tokens

24h		7 Days		30 Days		90 Days		365 Days	
XRP	64%	XRP	66%	BCH	167%	BCH	105%	KAS	11862%
XLM	49%	XLM	51%	COMP	159%	COMP	52%	INJ	630%
SNX	31%	SOL	32%	PEPE	97%	XRP	49%	CFX	318%
SOL	24%	KAS	29%	SOL	90%	XLM	35%	RNDR	315%
BSV	-1%	BCH	-3%	CSPR	-2%	CFX	-45%	NEAR	-55%
LEO	-3%	BSV	-8%	RPL	-4%	OP	-48%	FLOW	-58%
BCH	-4%	MKR	-9%	LUNC	-7%	ALGO	-49%	SAND	-61%
XEC	-5%	XEC	-19%	BTT	-8%	APE	-51%	ALGO	-64%

Category Performance

Category	7d	30d	90d	180d	365d	Ecosystem	7d	30d	90d	180d	365d
Currency	14%	59%	20%	39%	54%	Avalanche	11%	40%	-13%	0%	-11%
Lending	10%	53%	2%	-2%	-20%	Solana	0%	34%	-22%	-8%	-36%
DEX	7%	35%	-29%	-7%	-30%	Gnosis Chain	8%	29%	-26%	1%	-15%
Other DeFi	15%	34%	-15%	41%	92%	Polkadot	6%	28%	-28%	-9%	-15%
Smart Contract	11%	31%	-21%	-6%	-17%	Cosmos	5%	26%	-19%	28%	57%
Privacy	3%	27%	-26%	-30%	-27%	Polygon	6%	23%	-28%	2%	5%
Gaming/Entertai	11%	26%	-34%	-30%	-47%	BSC	5%	16%	-30%	16%	19%
IoT/Data/Comp.	5%	22%	-25%	-15%	-31%	Tron	5%	16%	1%	11%	3%
CEXs	4%	21%	-18%	-7%	3%						
Scaling	10%	19%	-38%	-10%	11%						
Meme	5%	12%	-39%	19%	53%						

DeFi

Total Value Locked, LTM, \$b	Top TVL By Protocol, \$b	DefiPulse Index, LTM

Trading Volume

Aggregate Volumes by Product, \$b					Top Derivatives Exchanges, \$m and bps					Top Spot Exchanges, \$m		
Product	1d	7d	30d	O/I	Exchange	1d Vol	O/I	Mkr	Tkr	Exchange	Score	1d Vol
Spot	45	104	555	n/a	Binance	91,889	10,939	2.0	4.0	Binance	9.9	18,488
Perpetuals	179	623	4,120	86	Bybit	23,084	5,498	1.0	6.0	Coinbase	8.7	2,786
Futures	1	2	13	1	OKX	30,519	4,112	2.0	5.0	Kraken	8.1	1,239
Options*	2	7	35	n/a	KuCoin	4,144	1,790	2.0	6.0	KuCoin	7.8	1,382

Daily Spot Volume, Top 100 Tokens Last 20d, \$b		Top Volume, 1d, \$m		Top Volume, %20d Avg		Low Volume, %20d Avg	
		USDT	50,341	XRP	712%	USDP	29%
		BTC	26,277	XLM	705%	XEC	46%
		XRP	13,929	ADA	448%	BSV	52%
		ETH	13,318	SOL	405%	BCH	81%
		USDC	6,506	SNX	393%	AAVE	84%

Traditional Finance

Global Equity Markets*							SPX vs. BTC, LTM	
	US	US Grwth	UK	Germany	Japan	HK		
1D	1%	2%	2%	2%	1%	2%	40,000	8,000
7D	3%	4%	5%	6%	2%	4%	30,000	6,000
90D	9%	19%	-2%	1%	8%	-7%	20,000	4,000
365D	19%	32%	16%	37%	21%	-8%	10,000	2,000

10-Year Treasury Yields							Commodities & FX					
	US	Brazil	UK	Germany	Japan	HK	Last	WTI	Gas	Gold	USD/EUR	USD/JPY
Last	3.79%	10.67%	4.47%	2.46%	0.47%	3.66%	Last	76.8	2.60	1,960	0.89	138.9
1d Chg	0.04	0.05	0.05	0.00	-0.01	-0.06	1d % Chg	-0.1%	2.0%	-0.2%	0.0%	0.6%

Correlations

Intra-Crypto Correlations, LTM							Rolling 3M Correlations, LTM	
	BTC	ETH	XRP	BNB	ADA	SOL		
BTC							0.80	vs. US Equities
ETH	0.86						0.40	vs. BTC
XRP	0.49	0.54					0.00	
BNB	0.74	0.74	0.46				1.00	
ADA	0.76	0.79	0.68	0.71			0.40	
SOL	0.75	0.76	0.52	0.70	0.74			

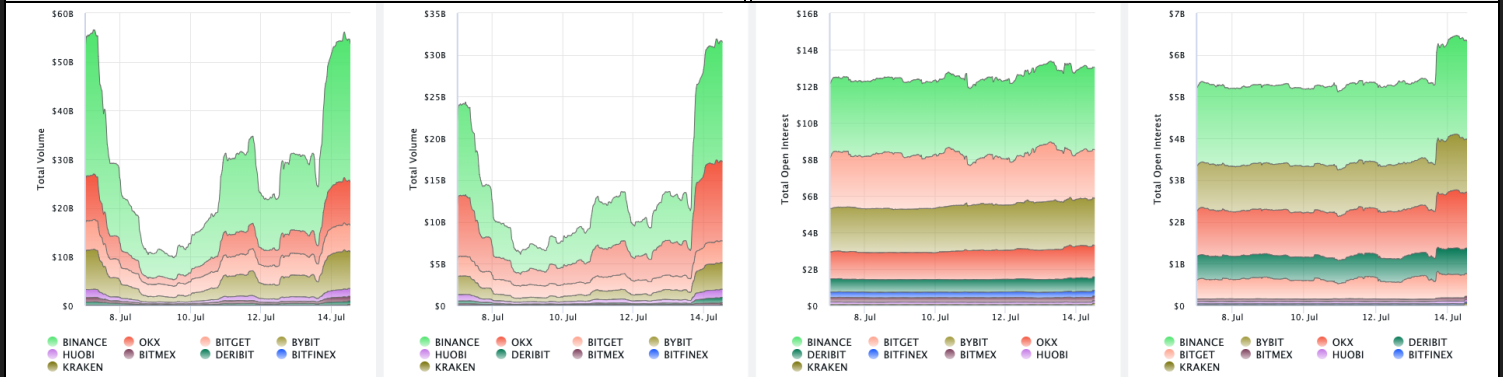
Crypto News

- [Ripple's XRP token surges over 80% as court issues mixed ruling over security status - The Block](#)
- [SEC leaves door open for appeal in Ripple case - The Block](#)
- [Coinbase's Base launches mainnet for developers, plans public rollout in August - The Block](#)
- [Rival exchanges join Coinbase in reopening XRP trading after court ruling - The Block](#)
- [First spot bitcoin ETF application filed under new Australian regulations - Blockworks](#)
- [First Bitcoin futures contract debuts in Argentina - Cointelegraph](#)
- [CleanSpark's Bitcoin mining capacity hits 8 EH/s as new facility goes live - Cointelegraph](#)
- [Celsius and Alex Mashinsky face slew of criminal, regulatory allegations - The Block](#)

Crypto Futures

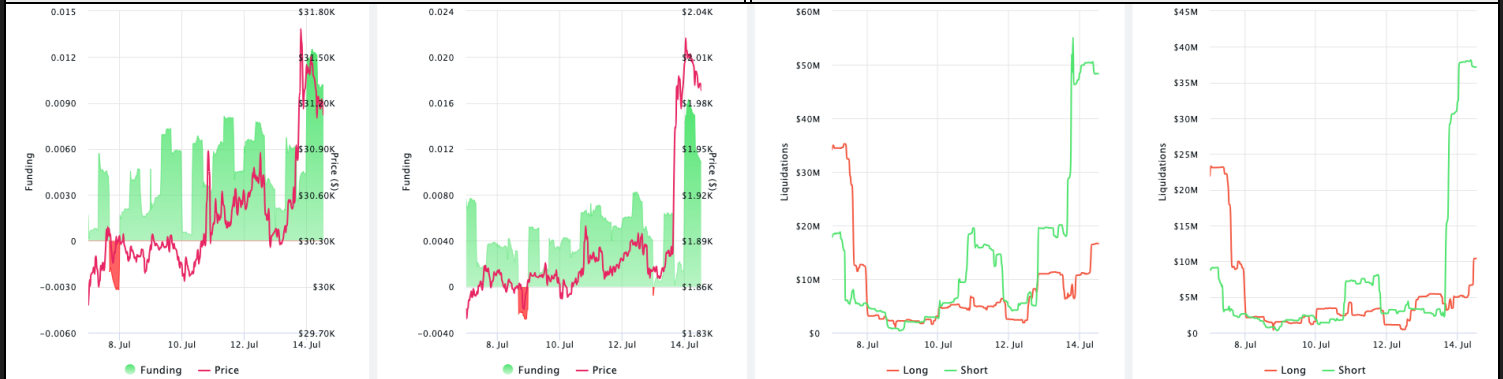
Futures Volume (BTC LHS ; ETH RHS), 1d

Futures Open Interest (BTC LHS ; ETH RHS)



Volume Weighted Funding Rate (BTC LHS ; ETH RHS), 1d

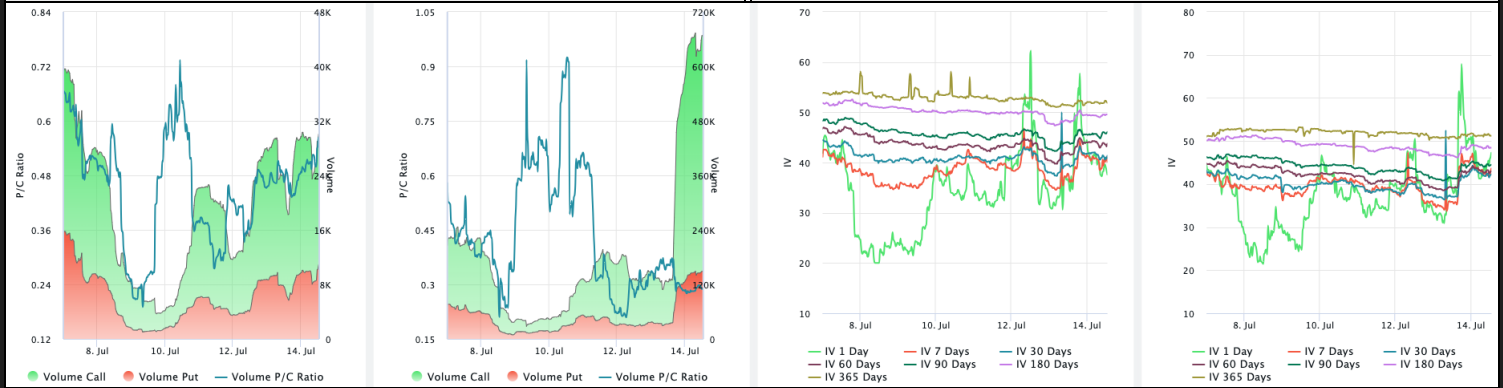
Liquidations (BTC LHS ; ETH RHS), 1d



Crypto Options

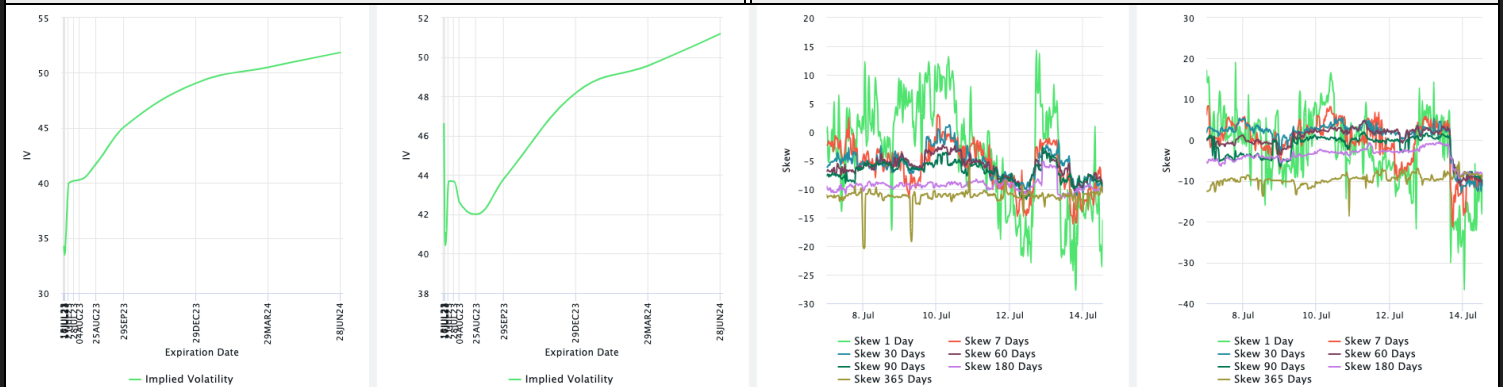
Options Volume & Put/Call Ratio (BTC LHS ; ETH RHS), 1d

ATM Implied Volatility (BTC LHS ; ETH RHS)



ATM Implied Vol Term Structure (BTC LHS ; ETH RHS)

25 Delta Skew (BTC LHS ; ETH RHS)



About GSR

GSR is a global leader in digital asset trading, market making, OTC derivatives, and investments. We operate in a culture of excellence and leverage our first-rate reputation, deep relationships and proprietary trading technology to move swiftly and capitalize on market opportunities.

GSR's experienced team brings together decades of institutional trading expertise, while our industry-leading proprietary technology stack anchors everything we do.

Our main service areas are: market making; proprietary and algorithmic trading; client execution; structured products; risk management solutions; and portfolio investments.

For more information or if we can help with anything, please see gsr.io or contact us at gsr@gsr.io.

Follow GSR for more content: [Twitter](#) [Telegram](#) [LinkedIn](#)

Authors

Matt Kunke, Research Analyst [Twitter](#) [Telegram](#) [LinkedIn](#)
Brian Rudick, Senior Strategist [Twitter](#) [Telegram](#) [LinkedIn](#)

Required Disclosures

This material is provided by GSR (the "Firm") solely for informational purposes, is intended only for sophisticated, institutional investors and does not constitute an offer or commitment, a solicitation of an offer or commitment, or any advice or recommendation, to enter into or conclude any transaction (whether on the terms shown or otherwise), or to provide investment services in any state or country where such an offer or solicitation or provision would be illegal. The Firm is not and does not act as an advisor or fiduciary in providing this material.

This material is not a research report, and not subject to any of the independence and disclosure standards applicable to research reports prepared pursuant to FINRA or CFTC research rules. This material is not independent of the Firm's proprietary interests, which may conflict with the interests of any counterparty of the Firm. The Firm trades instruments discussed in this material for its own account, may trade contrary to the views expressed in this material, and may have positions in other related instruments.

Information contained herein is based on sources considered to be reliable, but is not guaranteed to be accurate or complete. Any opinions or estimates expressed herein reflect a judgment made by the author(s) as of the date of publication, and are subject to change without notice. Trading and investing in digital assets involves significant risks including price volatility and illiquidity and may not be suitable for all investors. The Firm is not liable whatsoever for any direct or consequential loss arising from the use of this material. Copyright of this material belongs to GSR. Neither this material nor any copy thereof may be taken, reproduced or redistributed, directly or indirectly, without prior written permission of GSR.

Sources

*All options data is based on Deribit and Options-based graphs are from Laevis based on Deribit data. Market returns are based on price returns for the following ETFs: VOO, QQQ, EWU, EWG, EWJ, and EWH.

CoinGecko	Santiment	DefiLlama	CoinMarketCap	Laevis
Investing.com	Google Finance	TradingView	Deribit	WorldCoinIndex