

## Crypto Leaderboard

Rank	Name	Ticker	Price	24h	7d	30d	24h Vol \$m	MC \$m	1-Year Chart
1	Bitcoin	BTC	\$30,244	0%	0%	14%	9,995	586,649	
2	Ethereum	ETH	\$1,913	-1%	3%	11%	6,771	229,685	
3	Tether	USDT	\$1.00	0%	0%	0%	19,161	83,655	
4	XRP	XRP	\$0.74	-1%	57%	54%	2,908	38,845	
5	BNB	BNB	\$244	-2%	1%	0%	785	37,891	
6	USD Coin	USDC	\$1.00	0%	0%	0%	3,531	27,071	
7	Lido stETH	STETH	\$1,911	-1%	3%	11%	15	14,792	
8	Cardano	ADA	\$0.31	-2%	10%	18%	269	10,982	
9	Solana	SOL	\$27.1	-4%	31%	73%	834	10,867	
10	Dogecoin	DOGE	\$0.07	-2%	8%	12%	589	9,751	

## Top & Bottom Performers - Top 100 Tokens

24h		7 Days		30 Days		90 Days		365 Days	
KAS	10%	XRP	57%	COMP	149%	PEPE	729%	KAS	13194%
1INCH	6%	1INCH	46%	BCH	130%	BCH	83%	INJ	625%
GALA	5%	KAS	37%	SOL	73%	COMP	54%	RNDR	279%
XDC	4%	SOL	31%	XLM	59%	XRP	39%	OKB	231%
SNX	-5%	KAVA	-5%	CSPR	-7%	OP	-46%	FLOW	-60%
LDO	-9%	BCH	-8%	SUI	-7%	FTM	-51%	APE	-60%
BIT	-9%	BSV	-9%	RPL	-14%	XRD	-55%	SAND	-62%
COMP	-11%	XEC	-11%	KCS	-17%	APE	-56%	ALGO	-64%

## Category Performance

Category	7d	30d	90d	180d	365d	Ecosystem	7d	30d	90d	180d	365d
Lending	6%	46%	-1%	-1%	-23%	Avalanche	10%	34%	-18%	6%	-14%
Currency	7%	43%	10%	35%	37%	Solana	0%	22%	-24%	2%	-40%
DEX	10%	28%	-31%	0%	-31%	Gnosis Chain	6%	21%	-29%	5%	-19%
Smart Contract	6%	21%	-26%	-3%	-25%	Polkadot	3%	18%	-31%	-7%	-19%
Privacy	3%	19%	-29%	-26%	-33%	Polygon	4%	15%	-31%	8%	0%
Other DeFi	8%	19%	-22%	47%	64%	Cosmos	2%	13%	-20%	35%	52%
Gaming/Entertai	8%	17%	-39%	-26%	-50%	Tron	6%	12%	-1%	14%	1%
IoT/Data/Comp.	3%	16%	-29%	-12%	-35%	BSC	5%	10%	-32%	25%	16%
CEXs	3%	12%	-20%	-4%	-1%						
Scaling	6%	11%	-43%	-8%	-1%						
Meme	0%	4%	-42%	12%	41%						

## DeFi

Total Value Locked, LTM, \$b	Top TVL By Protocol, \$b	DefiPulse Index, LTM

## Trading Volume

Aggregate Volumes by Product, \$b					Top Derivatives Exchanges, \$m and bps				Top Spot Exchanges, \$m			
Product	1d	7d	30d	O/I	Exchange	1d Vol	O/I	Mkr	Tkr	Exchange	Score	1d Vol
Spot	16	137	562	n/a	Binance	35,306	10,048	2.0	4.0	Binance	9.9	6,611
Perpetuals	65	559	3,910	85	OKX	11,304	3,660	2.0	5.0	Coinbase	8.5	779
Futures	0	2	12	1	Bybit	7,083	5,449	1.0	6.0	Kraken	8.2	392
Options*	1	7	32	n/a	KuCoin	1,270	1,697	2.0	6.0	KuCoin	7.6	414

Daily Spot Volume, Top 100 Tokens Last 20d, \$b		Top Volume, 1d, \$m		Top Volume, %20d Avg		Low Volume, %20d Avg	
		USDT	20,645	1INCH	1107%	XAUT	6%
		BTC	10,076	LUNC	257%	BIT	8%
		ETH	5,213	KAS	242%	USDP	25%
		XRP	3,457	ALGO	227%	BCH	37%
		USDC	2,519	WBT	174%	STX	42%

## Traditional Finance

Global Equity Markets*							SPX vs. BTC, LTM	
	US	US Grwth	UK	Germany	Japan	HK		
1D	0%	0%	-1%	-1%	-1%	-1%		
7D	2%	3%	4%	5%	1%	3%		
90D	8%	19%	-3%	0%	6%	-8%		
365D	18%	31%	12%	32%	18%	-9%		

10-Year Treasury Yields							Commodities & FX					
	US	Brazil	UK	Germany	Japan	HK	Last	WTI	Gas	Gold	USD/EUR	USD/JPY
Last	3.83%	10.75%	4.49%	2.46%	0.48%	3.66%	Last	74.2	2.49	1,951	0.89	139.4
1d Chg	0.01	0.03	0.04	-0.02	-0.01	-0.06	1d % Chg	-1.4%	-1.8%	-0.7%	0.2%	0.5%

## Correlations

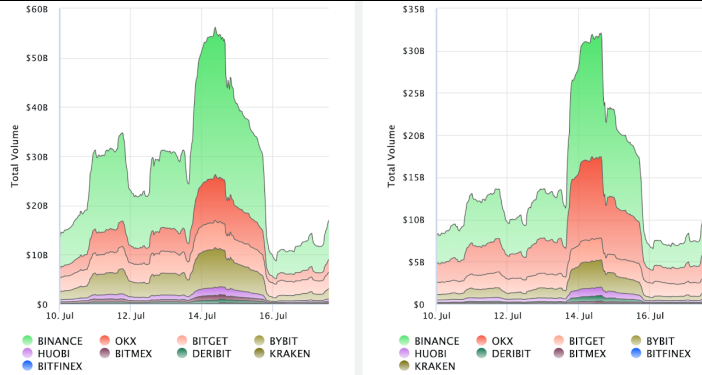
Intra-Crypto Correlations, LTM							Rolling 3M Correlations, LTM	
	BTC	ETH	XRP	BNB	ADA	SOL		
BTC								
ETH	0.87							
XRP	0.50	0.54						
BNB	0.74	0.74	0.46					
ADA	0.76	0.79	0.68	0.71				
SOL	0.75	0.76	0.52	0.70	0.74			

## Crypto News

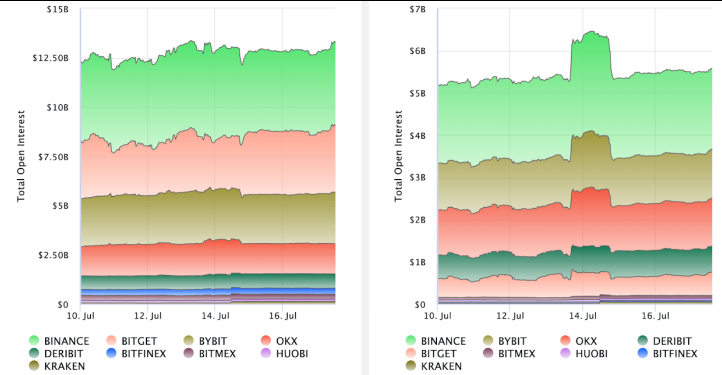
- [BNB Token Is Being Heavily Shorted, Perpetual Futures Show - CoinDesk](#)
- [zkSync launches new proof system called Boojum for Era mainnet - The Block](#)
- [zkSync launches new STARK-based proof system with a focus on mass usability - Cointelegraph](#)
- [Unstoppable Domains adds .eth domains through Ethereum Name Service - Cointelegraph](#)
- [AnubisDAO's rug-pulled 13.5K ETH washes away on Tornado Cash - Cointelegraph](#)
- [Aave Protocol launches stablecoin GHO on Ethereum mainnet, \\$2M minted - Cointelegraph](#)
- [Ripple case: SEC appeal unlikely as agency gains from 'current confusion' — Haun Ventures CEO - Cointelegraph](#)
- [Celo blockchain proposes return to Ethereum ecosystem, transition to L2 - Cointelegraph](#)

## Crypto Futures

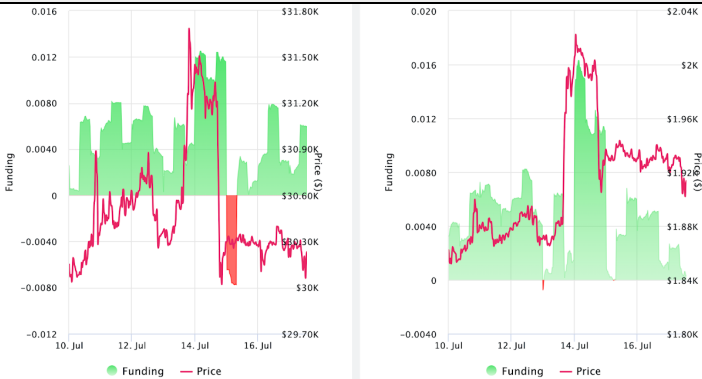
### Futures Volume (BTC LHS ; ETH RHS), 1d



### Futures Open Interest (BTC LHS ; ETH RHS)



### Volume Weighted Funding Rate (BTC LHS ; ETH RHS), 1d

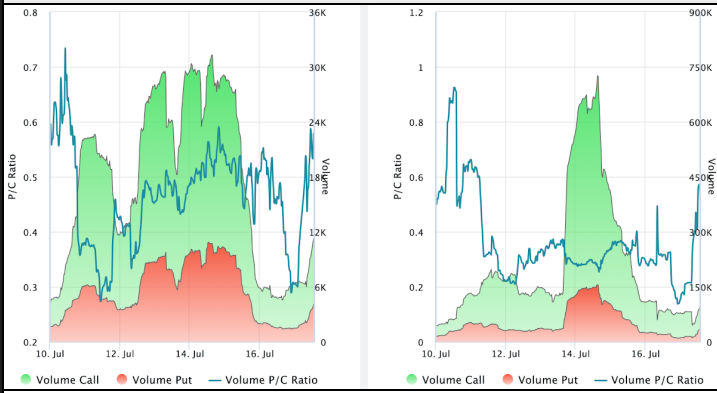


### Liquidations (BTC LHS ; ETH RHS), 1d

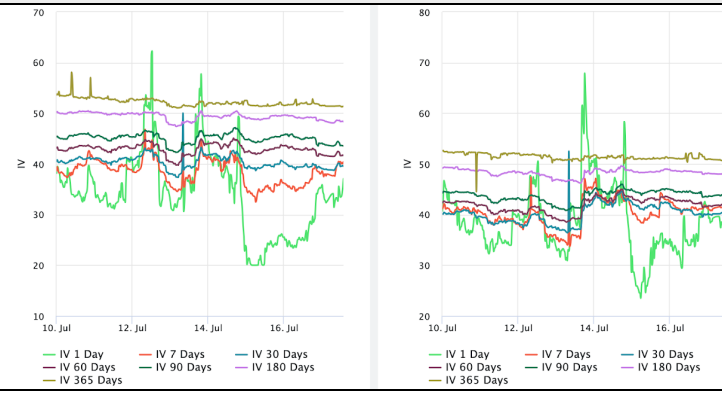


## Crypto Options

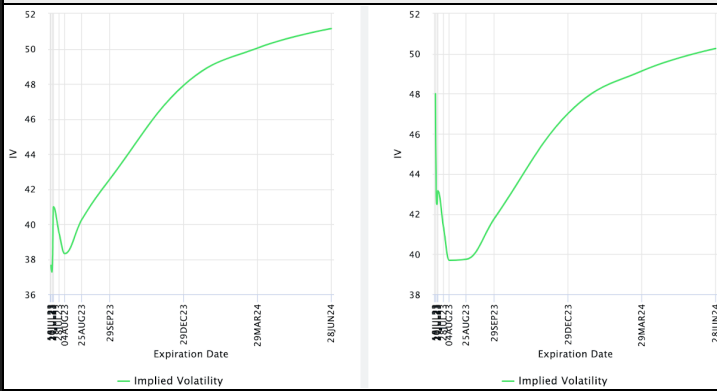
### Options Volume & Put/Call Ratio (BTC LHS ; ETH RHS), 1d



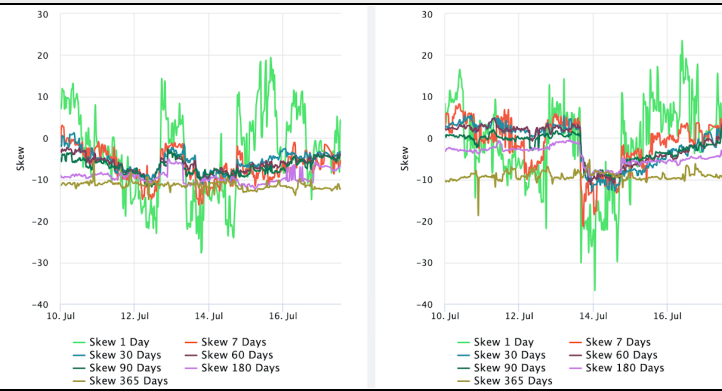
### ATM Implied Volatility (BTC LHS ; ETH RHS)



### ATM Implied Vol Term Structure (BTC LHS ; ETH RHS)



### 25 Delta Skew (BTC LHS ; ETH RHS)



### About GSR

GSR is a global leader in digital asset trading, market making, OTC derivatives, and investments. We operate in a culture of excellence and leverage our first-rate reputation, deep relationships and proprietary trading technology to move swiftly and capitalize on market opportunities.

GSR's experienced team brings together decades of institutional trading expertise, while our industry-leading proprietary technology stack anchors everything we do.

Our main service areas are: market making; proprietary and algorithmic trading; client execution; structured products; risk management solutions; and portfolio investments.

For more information or if we can help with anything, please see [gsr.io](https://gsr.io) or contact us at [gsr@gsr.io](mailto:gsr@gsr.io).

Follow GSR for more content: [Twitter](#) [Telegram](#) [LinkedIn](#)

### Authors

Matt Kunke, Research Analyst [Twitter](#) [Telegram](#) [LinkedIn](#)  
Brian Rudick, Senior Strategist [Twitter](#) [Telegram](#) [LinkedIn](#)

### Required Disclosures

*This material is provided by GSR (the "Firm") solely for informational purposes, is intended only for sophisticated, institutional investors and does not constitute an offer or commitment, a solicitation of an offer or commitment, or any advice or recommendation, to enter into or conclude any transaction (whether on the terms shown or otherwise), or to provide investment services in any state or country where such an offer or solicitation or provision would be illegal. The Firm is not and does not act as an advisor or fiduciary in providing this material.*

*This material is not a research report, and not subject to any of the independence and disclosure standards applicable to research reports prepared pursuant to FINRA or CFTC research rules. This material is not independent of the Firm's proprietary interests, which may conflict with the interests of any counterparty of the Firm. The Firm trades instruments discussed in this material for its own account, may trade contrary to the views expressed in this material, and may have positions in other related instruments.*

*Information contained herein is based on sources considered to be reliable, but is not guaranteed to be accurate or complete. Any opinions or estimates expressed herein reflect a judgment made by the author(s) as of the date of publication, and are subject to change without notice. Trading and investing in digital assets involves significant risks including price volatility and illiquidity and may not be suitable for all investors. The Firm is not liable whatsoever for any direct or consequential loss arising from the use of this material. Copyright of this material belongs to GSR. Neither this material nor any copy thereof may be taken, reproduced or redistributed, directly or indirectly, without prior written permission of GSR.*

### Sources

\*All options data is based on Deribit and Options-based graphs are from Laevidas based on Deribit data. Market returns are based on price returns for the following ETFs: VOO, QQQ, EWU, EWG, EWJ, and EWH.

CoinGecko	Santiment	DefiLlama	CoinMarketCap	Laevidas
Investing.com	Google Finance	TradingView	Deribit	WorldCoinIndex