

Crypto Leaderboard

Rank	Name	Ticker	Price	24h	7d	30d	24h Vol \$m	MC \$m	1-Year Chart
1	Bitcoin	BTC	\$29,823	-1%	-2%	13%	12,104	579,126	
2	Ethereum	ETH	\$1,894	-1%	1%	10%	10,098	227,501	
3	Tether	USDT	\$1.00	0%	0%	0%	19,034	83,778	
4	XRP	XRP	\$0.76	3%	60%	56%	2,274	39,825	
5	BNB	BNB	\$239	-2%	-3%	-2%	842	37,237	
6	USD Coin	USDC	\$1.00	0%	0%	0%	2,801	26,978	
7	Lido stETH	STETH	\$1,892	-1%	1%	10%	23	14,648	
8	Cardano	ADA	\$0.30	-3%	4%	17%	282	10,641	
9	Solana	SOL	\$25.3	-6%	14%	64%	957	10,158	
10	Dogecoin	DOGE	\$0.07	-2%	5%	10%	359	9,550	

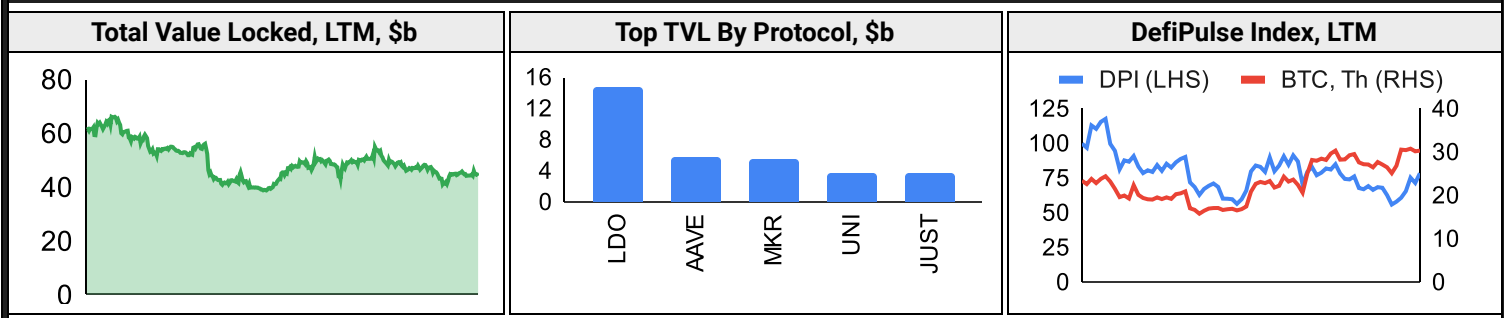
Top & Bottom Performers - Top 100 Tokens

24h		7 Days		30 Days		90 Days		365 Days	
FLEX	13%	XRP	60%	COMP	155%	PEPE	433%	KAS	12588%
SUI	5%	SNX	29%	BCH	119%	FLEX	175%	FLEX	853%
BIT	5%	FLEX	29%	SOL	64%	BCH	88%	INJ	557%
LINK	4%	XLM	28%	XLM	62%	COMP	72%	CFX	240%
AAVE	-5%	KAVA	-10%	RNDR	-3%	CFX	-43%	NEAR	-65%
LUNC	-6%	XEC	-10%	CSPR	-10%	FTM	-46%	APE	-66%
SOL	-6%	BSV	-11%	KCS	-13%	XRD	-48%	SAND	-68%
ALGO	-6%	BCH	-14%	RPL	-16%	APE	-51%	ALGO	-68%

Category Performance

Category	7d	30d	90d	180d	365d	Ecosystem	7d	30d	90d	180d	365d
Lending	2%	43%	5%	-5%	-30%	Avalanche	6%	32%	-12%	1%	-22%
Currency	6%	41%	17%	29%	25%	Solana	-4%	22%	-19%	-3%	-45%
DEX	5%	26%	-27%	-7%	-40%	Gnosis Chain	4%	19%	-23%	0%	-29%
Other DeFi	6%	22%	-17%	41%	50%	Polkadot	0%	16%	-26%	-11%	-27%
Smart Contract	2%	20%	-21%	-8%	-35%	Polygon	0%	13%	-27%	2%	-11%
Privacy	-1%	18%	-25%	-29%	-39%	Tron	3%	12%	2%	11%	-4%
Gaming/Entertai	4%	16%	-34%	-30%	-56%	Cosmos	1%	12%	-15%	28%	38%
IoT/Data/Comp.	1%	16%	-24%	-15%	-41%	BSC	1%	8%	-29%	17%	4%
Scaling	3%	12%	-39%	-13%	-22%						
CEXs	-1%	12%	-17%	-9%	-10%						
Meme	0%	2%	-38%	8%	27%						

DeFi



Trading Volume

Aggregate Volumes by Product, \$b					Top Derivatives Exchanges, \$m and bps					Top Spot Exchanges, \$m		
Product	1d	7d	30d	O/I	Exchange	1d Vol	O/I	Mkr	Tkr	Exchange	Score	1d Vol
Spot	19	140	551	n/a	Binance	42,373	10,024	2.0	4.0	Binance	9.9	7,839
Perpetuals	76	564	3,750	84	OKX	13,937	3,701	2.0	5.0	Coinbase	8.7	1,240
Futures	0	2	12	1	Bybit	9,236	5,441	1.0	6.0	Kraken	8.3	545
Options*	1	7	32	n/a	KuCoin	1,651	1,644	2.0	6.0	KuCoin	7.5	454

Daily Spot Volume, Top 100 Tokens Last 20d, \$b		Top Volume, 1d, \$m		Top Volume, %20d Avg		Low Volume, %20d Avg	
		USDT	24,509	SUI	363%	BIT	5%
		BTC	14,300	HBAR	322%	USDP	17%
		ETH	6,661	GALA	257%	XEC	21%
		USDC	3,186	LINK	250%	BSV	38%
		XRP	2,620	UNI	239%	CFX	41%

Traditional Finance

Global Equity Markets*							SPX vs. BTC, LTM	
	US	US Grwth	UK	Germany	Japan	HK		
1D	0%	1%	0%	0%	0%	0%		
7D	2%	4%	3%	4%	1%	2%		
90D	9%	20%	-3%	0%	7%	-7%		
365D	18%	32%	12%	32%	18%	-9%		

10-Year Treasury Yields							Commodities & FX					
	US	Brazil	UK	Germany	Japan	HK	Last	WTI	Gas	Gold	USD/EUR	USD/JPY
Last	3.76%	10.75%	4.38%	2.35%	0.48%	3.67%	Last	74.8	2.60	1,973	0.89	138.3
1d Chg	-0.04	0.00	-0.06	-0.10	0.00	-0.06	1d % Chg	1.0%	3.4%	0.9%	0.1%	-0.3%

Correlations

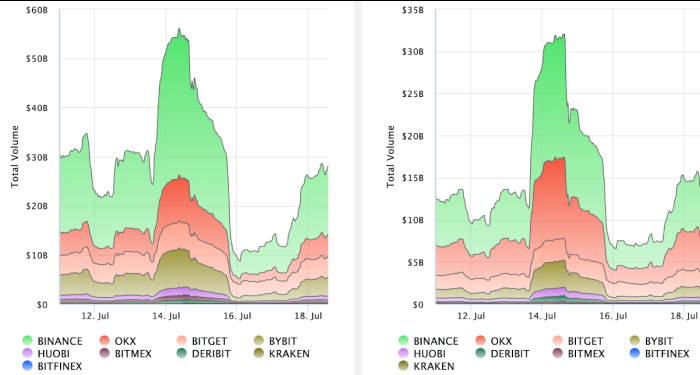
Intra-Crypto Correlations, LTM							Rolling 3M Correlations, LTM	
	BTC	ETH	XRP	BNB	ADA	SOL		
BTC								
ETH	0.87							
XRP	0.49	0.54						
BNB	0.74	0.74	0.45					
ADA	0.75	0.79	0.68	0.71				
SOL	0.75	0.76	0.51	0.70	0.73			

Crypto News

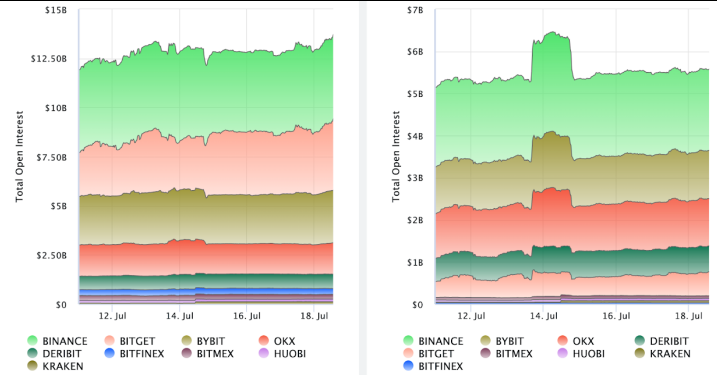
- [Valkyrie 'BRRR' spot Bitcoin ETF enters SEC's Nasdaq rulemaking list - Cointelegraph](#)
- [Users locked \\$2.4 billion on Binance to participate in Arkham token public sale - The Block](#)
- [Oasis launches Ethereum-compatible privacy blockchain Sapphire - Cointelegraph](#)
- [Bankrupt Celsius to spend \\$24M from GK8 sale on legal expenses - Cointelegraph](#)
- [Thodex CEO sentenced to Turkish prison for failure to submit tax documents - Cointelegraph](#)
- [Apple's headset could redefine what being in the metaverse means - Cointelegraph](#)
- [Crypto memes can be considered financial promotions, says UK watchdog - Cointelegraph](#)
- [Multichain saga screws users, Binance fires 1,000 staff: Asia Express - Cointelegraph](#)

Crypto Futures

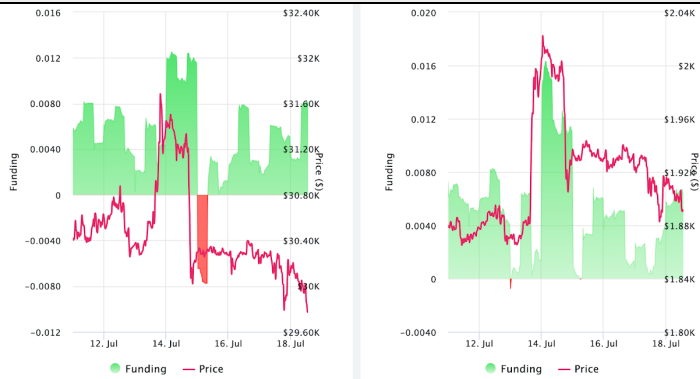
Futures Volume (BTC LHS ; ETH RHS), 1d



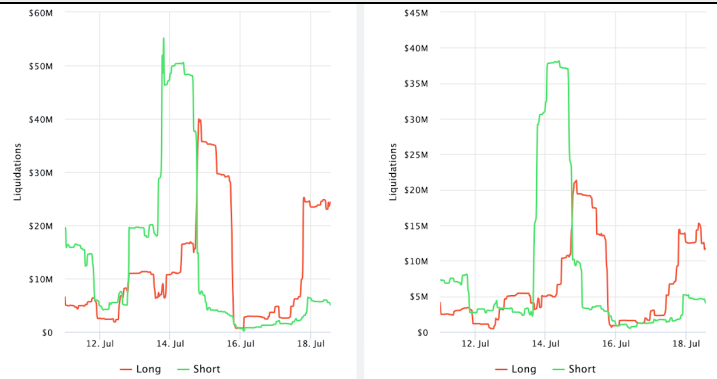
Futures Open Interest (BTC LHS ; ETH RHS)



Volume Weighted Funding Rate (BTC LHS ; ETH RHS), 1d

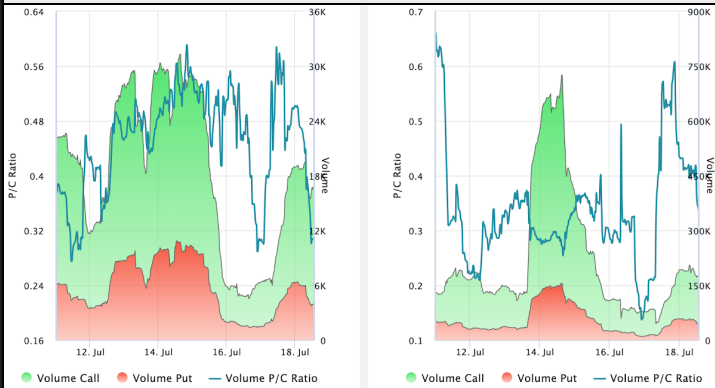


Liquidations (BTC LHS ; ETH RHS), 1d

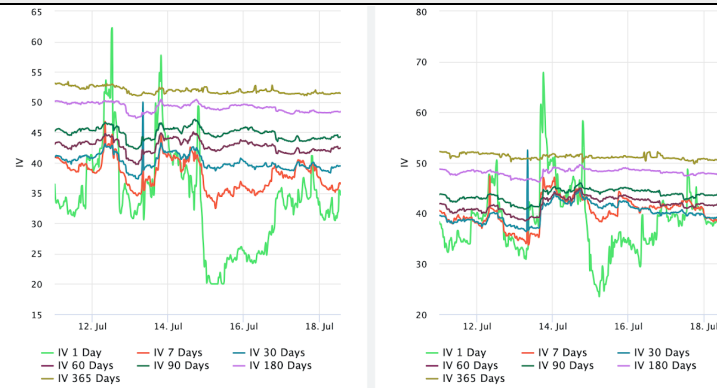


Crypto Options

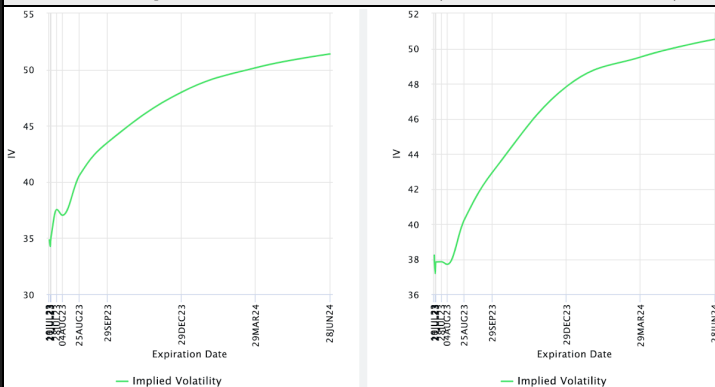
Options Volume & Put/Call Ratio (BTC LHS ; ETH RHS), 1d



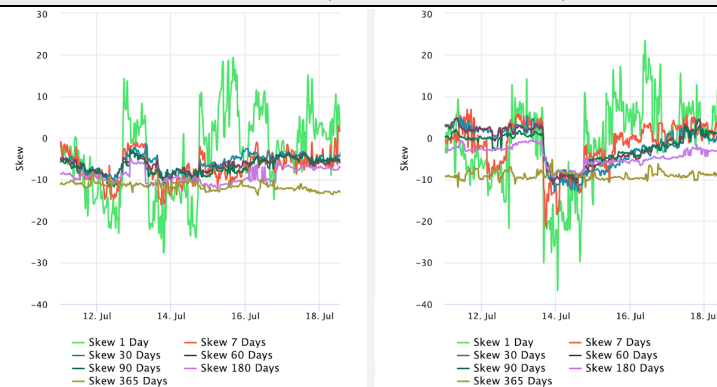
ATM Implied Volatility (BTC LHS ; ETH RHS)



ATM Implied Vol Term Structure (BTC LHS ; ETH RHS)



25 Delta Skew (BTC LHS ; ETH RHS)



About GSR

GSR is a global leader in digital asset trading, market making, OTC derivatives, and investments. We operate in a culture of excellence and leverage our first-rate reputation, deep relationships and proprietary trading technology to move swiftly and capitalize on market opportunities.

GSR's experienced team brings together decades of institutional trading expertise, while our industry-leading proprietary technology stack anchors everything we do.

Our main service areas are: market making; proprietary and algorithmic trading; client execution; structured products; risk management solutions; and portfolio investments.

For more information or if we can help with anything, please see gsr.io or contact us at gsr@gsr.io.

Follow GSR for more content: [Twitter](#) [Telegram](#) [LinkedIn](#)

Authors

Matt Kunke, Research Analyst [Twitter](#) [Telegram](#) [LinkedIn](#)
Brian Rudick, Senior Strategist [Twitter](#) [Telegram](#) [LinkedIn](#)

Required Disclosures

This material is provided by GSR (the "Firm") solely for informational purposes, is intended only for sophisticated, institutional investors and does not constitute an offer or commitment, a solicitation of an offer or commitment, or any advice or recommendation, to enter into or conclude any transaction (whether on the terms shown or otherwise), or to provide investment services in any state or country where such an offer or solicitation or provision would be illegal. The Firm is not and does not act as an advisor or fiduciary in providing this material.

This material is not a research report, and not subject to any of the independence and disclosure standards applicable to research reports prepared pursuant to FINRA or CFTC research rules. This material is not independent of the Firm's proprietary interests, which may conflict with the interests of any counterparty of the Firm. The Firm trades instruments discussed in this material for its own account, may trade contrary to the views expressed in this material, and may have positions in other related instruments.

Information contained herein is based on sources considered to be reliable, but is not guaranteed to be accurate or complete. Any opinions or estimates expressed herein reflect a judgment made by the author(s) as of the date of publication, and are subject to change without notice. Trading and investing in digital assets involves significant risks including price volatility and illiquidity and may not be suitable for all investors. The Firm is not liable whatsoever for any direct or consequential loss arising from the use of this material. Copyright of this material belongs to GSR. Neither this material nor any copy thereof may be taken, reproduced or redistributed, directly or indirectly, without prior written permission of GSR.

Sources

*All options data is based on Deribit and Options-based graphs are from Laevis based on Deribit data. Market returns are based on price returns for the following ETFs: VOO, QQQ, EWU, EWG, EWJ, and EWH.

CoinGecko	Santiment	DefiLlama	CoinMarketCap	Laevis
Investing.com	Google Finance	TradingView	Deribit	WorldCoinIndex