

Crypto Leaderboard

Rank	Name	Ticker	Price	24h	7d	30d	24h Vol \$m	MC \$m	1-Year Chart
1	Bitcoin	BTC	\$30,026	1%	-2%	12%	11,907	583,685	
2	Ethereum	ETH	\$1,914	1%	1%	10%	8,270	230,091	
3	Tether	USDT	\$1.00	0%	0%	0%	19,091	83,759	
4	XRP	XRP	\$0.81	6%	70%	64%	3,581	42,445	
5	BNB	BNB	\$242	1%	-2%	0%	571	37,778	
6	USD Coin	USDC	\$1.00	0%	0%	0%	4,461	26,982	
7	Lido stETH	STETH	\$1,914	1%	1%	10%	23	14,846	
8	Cardano	ADA	\$0.32	4%	8%	20%	347	11,131	
9	Solana	SOL	\$26.6	5%	18%	65%	553	10,682	
10	Dogecoin	DOGE	\$0.07	2%	6%	11%	302	9,727	

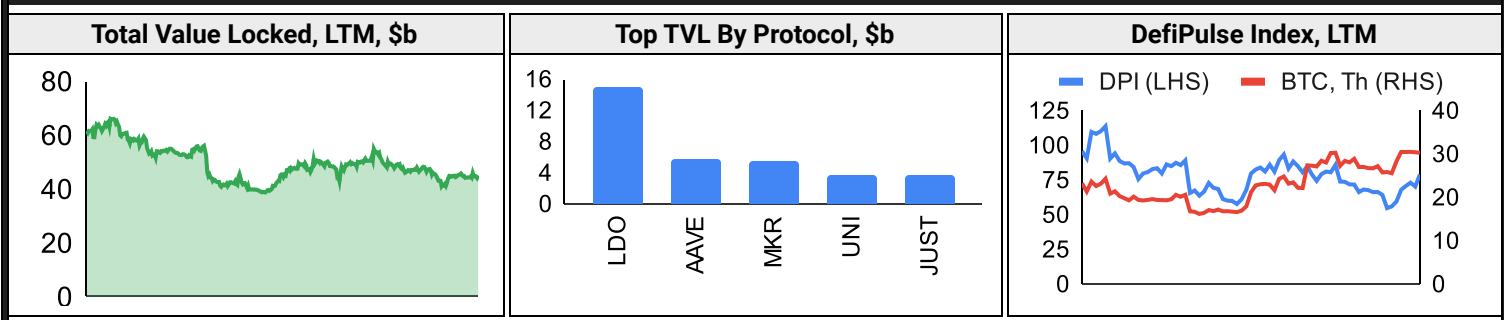
Top & Bottom Performers - Top 100 Tokens

24h		7 Days		30 Days		90 Days		365 Days	
FLEX	42%	RLB	105%	COMP	153%	PEPE	422%	KAS	15964%
KAS	14%	FLEX	84%	BCH	131%	FLEX	357%	FLEX	1314%
BIT	10%	XRP	70%	FLEX	122%	BCH	100%	INJ	548%
XLM	9%	XLM	46%	XLM	78%	COMP	77%	BGB	214%
UNI	-1%	XEC	-7%	SUI	-8%	XRD	-39%	FLOW	-67%
LINK	-1%	STX	-7%	CSPR	-8%	ALGO	-40%	NEAR	-67%
RNDR	-1%	KAVA	-12%	RNDR	-9%	FTM	-45%	SAND	-69%
RPL	-2%	BCH	-14%	RPL	-17%	APE	-49%	ALGO	-69%

Category Performance

Category	7d	30d	90d	180d	365d	Ecosystem	7d	30d	90d	180d	365d
Currency	12%	47%	25%	28%	28%	Avalanche	6%	32%	-10%	-6%	-23%
Lending	1%	44%	8%	-10%	-32%	Solana	-3%	22%	-16%	-11%	-48%
DEX	7%	26%	-25%	-14%	-40%	Gnosis Chain	4%	18%	-21%	-7%	-29%
Other DeFi	8%	21%	-15%	32%	49%	Polkadot	1%	16%	-23%	-16%	-29%
Smart Contract	3%	20%	-18%	-15%	-36%	Tron	2%	12%	2%	6%	-5%
Privacy	0%	18%	-23%	-33%	-39%	Polygon	3%	12%	-24%	-4%	-12%
Gaming/Entertai	5%	16%	-32%	-36%	-57%	Cosmos	2%	12%	-13%	20%	33%
IoT/Data/Comp.	0%	16%	-22%	-21%	-42%	BSC	2%	7%	-26%	12%	4%
CEXs	0%	12%	-16%	-13%	-10%						
Scaling	4%	11%	-37%	-23%	-18%						
Meme	1%	3%	-35%	4%	15%						

DeFi



Trading Volume

Aggregate Volumes by Product, \$b					Top Derivatives Exchanges, \$m and bps					Top Spot Exchanges, \$m		
Product	1d	7d	30d	O/I	Exchange	1d Vol	O/I	Mkr	Tkr	Exchange	Score	1d Vol
Spot	16	143	560	n/a	Binance	33,321	10,149	2.0	4.0	Binance	9.9	6,171
Perpetuals	65	568	3,760	84	Bybit	7,434	5,449	1.0	6.0	Coinbase	8.6	997
Futures	0	2	12	1	OKX	10,804	3,736	2.0	5.0	Kraken	8.2	500
Options*	1	7	33	n/a	KuCoin	1,397	1,728	2.0	6.0	KuCoin	7.5	422

Daily Spot Volume, Top 100 Tokens Last 20d, \$b				Top Volume, 1d, \$m		Top Volume, %20d Avg		Low Volume, %20d Avg	
				USDT	20,484	HBAR	381%	BIT	3%
				BTC	12,227	TON	253%	XEC	21%
				ETH	5,270	XDC	239%	USDP	38%
				XRP	3,317	XLM	189%	STX	44%
				USDC	2,808	KAS	182%	GRT	44%

Traditional Finance

Global Equity Markets*							SPX vs. BTC, LTM	
	US	US Grwth	UK	Germany	Japan	HK		
1D	1%	1%	0%	0%	1%	-1%		
7D	2%	3%	1%	2%	2%	0%		
90D	10%	22%	-3%	1%	8%	-7%		
365D	16%	29%	10%	26%	18%	-11%		

10-Year Treasury Yields							Commodities & FX					
	US	Brazil	UK	Germany	Japan	HK	Last	WTI	Gas	Gold	USD/EUR	USD/JPY
Last	3.78%	10.68%	4.24%	2.38%	0.46%	3.64%	Last	76.7	2.63	1,981	0.89	139.7
1d Chg	-0.01	-0.01	-0.10	0.03	-0.01	-0.06	1d % Chg	1.4%	0.1%	0.0%	0.0%	0.7%

Correlations

Intra-Crypto Correlations, LTM							Rolling 3M Correlations, LTM	
	BTC	ETH	XRP	BNB	ADA	SOL		
BTC								
ETH	0.87							
XRP	0.49	0.54						
BNB	0.74	0.74	0.45					
ADA	0.75	0.79	0.68	0.71				
SOL	0.75	0.76	0.51	0.70	0.73			

Crypto News

[Cathie Wood, ARK Invest still anticipate \\$1.5M Bitcoin after US banking crisis - CryptoSlate](#)

[Alan Howard-backed web3 incubator gets fresh funds from Nomura's Laser Digital - The Block](#)

[CoinMarketCap's H1 2023 report says Q2 was a 'lost quarter' - Cointelegraph](#)

[5 Free data set sources to use for data science projects - Cointelegraph](#)

[Hong Kong would not go crypto without China's approval — Animoca exec - Cointelegraph](#)

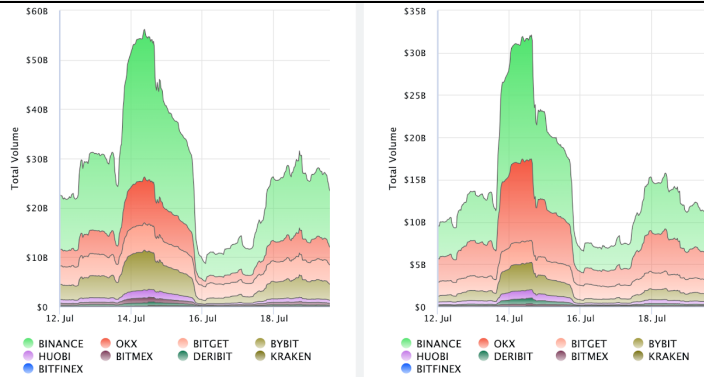
[Nifty News: Vitalik Buterin becomes NFT, Neopets transitions into non-crypto game and more - Cointelegraph](#)

[Dormant pre-mined Ethereum worth \\$116M resurrects after 8 years - Cointelegraph](#)

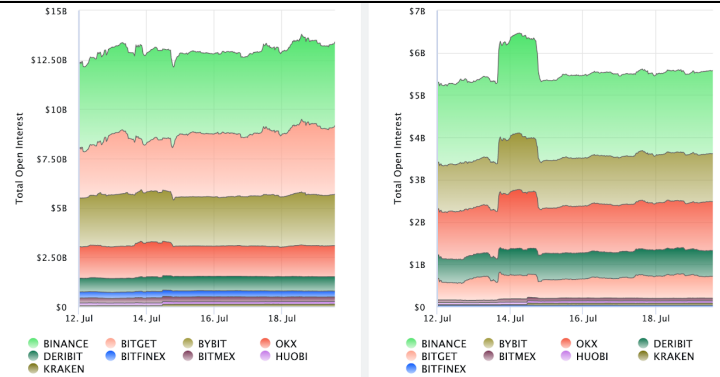
[Polychain Capital, Coinfund raise \\$350M for new crypto funds: Report - Cointelegraph](#)

Crypto Futures

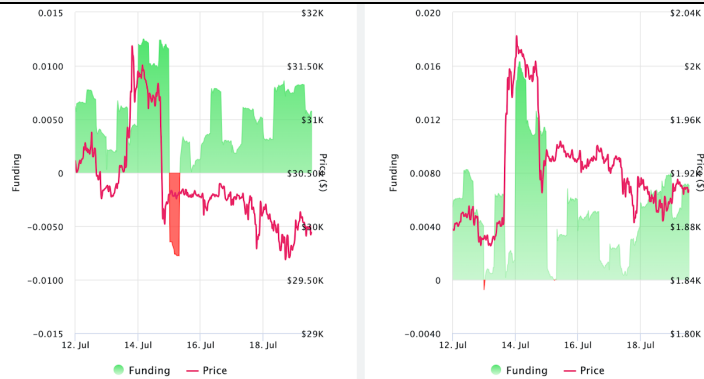
Futures Volume (BTC LHS ; ETH RHS), 1d



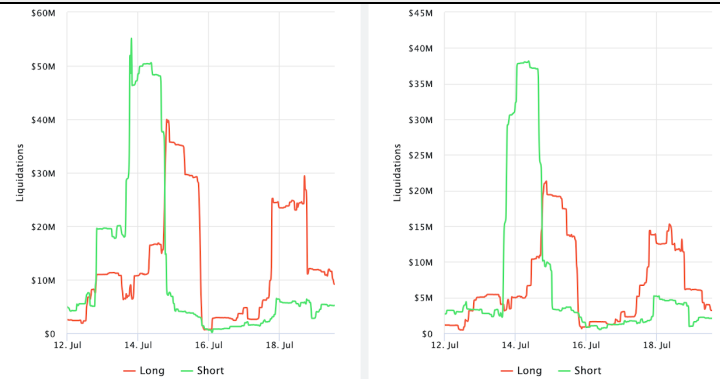
Futures Open Interest (BTC LHS ; ETH RHS)



Volume Weighted Funding Rate (BTC LHS ; ETH RHS), 1d

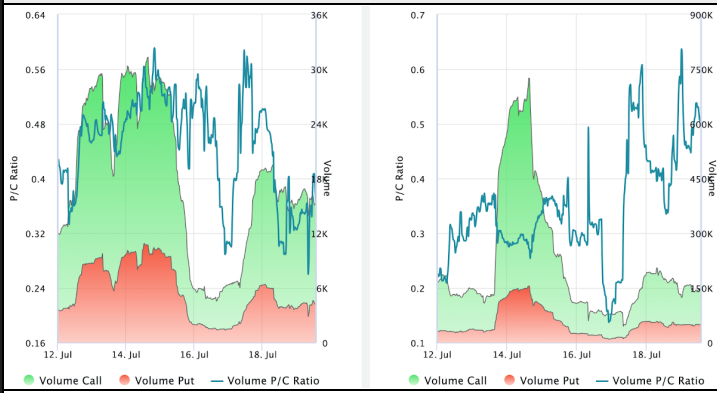


Liquidations (BTC LHS ; ETH RHS), 1d

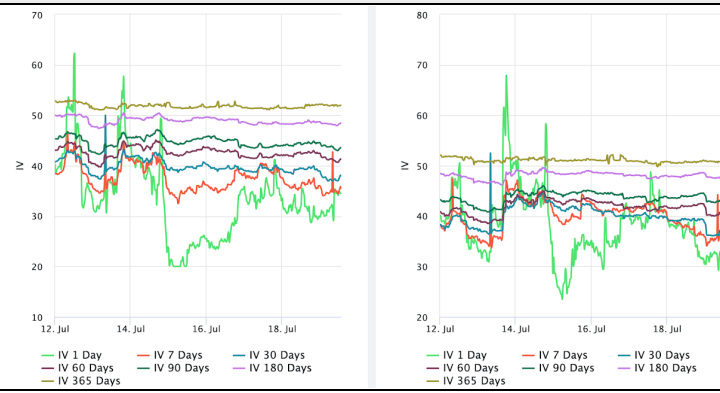


Crypto Options

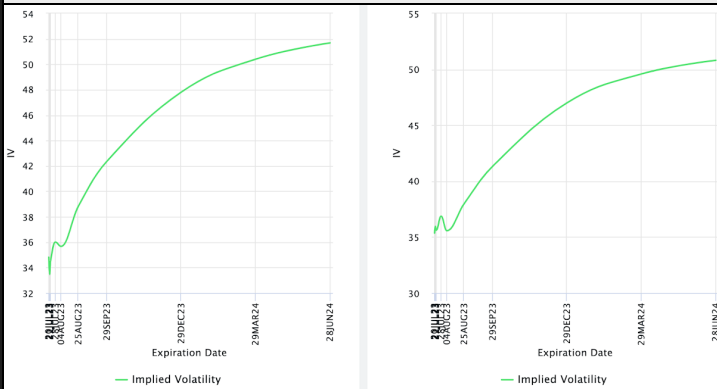
Options Volume & Put/Call Ratio (BTC LHS ; ETH RHS), 1d



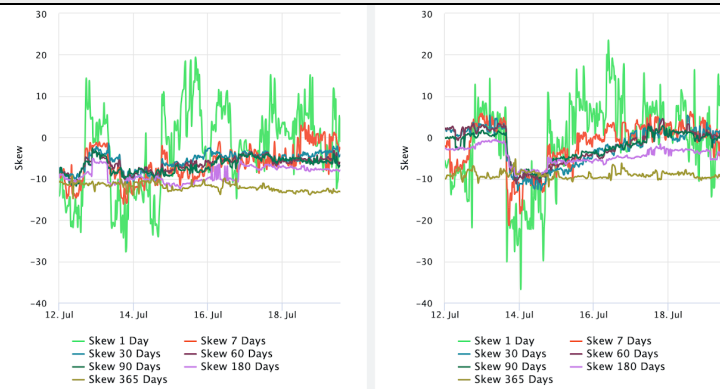
ATM Implied Volatility (BTC LHS ; ETH RHS)



ATM Implied Vol Term Structure (BTC LHS ; ETH RHS)



25 Delta Skew (BTC LHS ; ETH RHS)



About GSR

GSR is a global leader in digital asset trading, market making, OTC derivatives, and investments. We operate in a culture of excellence and leverage our first-rate reputation, deep relationships and proprietary trading technology to move swiftly and capitalize on market opportunities.

GSR's experienced team brings together decades of institutional trading expertise, while our industry-leading proprietary technology stack anchors everything we do.

Our main service areas are: market making; proprietary and algorithmic trading; client execution; structured products; risk management solutions; and portfolio investments.

For more information or if we can help with anything, please see gsr.io or contact us at gsr@gsr.io.

Follow GSR for more content: [Twitter](#) [Telegram](#) [LinkedIn](#)

Authors

Matt Kunke, Research Analyst [Twitter](#) [Telegram](#) [LinkedIn](#)
Brian Rudick, Senior Strategist [Twitter](#) [Telegram](#) [LinkedIn](#)

Required Disclosures

This material is provided by GSR (the "Firm") solely for informational purposes, is intended only for sophisticated, institutional investors and does not constitute an offer or commitment, a solicitation of an offer or commitment, or any advice or recommendation, to enter into or conclude any transaction (whether on the terms shown or otherwise), or to provide investment services in any state or country where such an offer or solicitation or provision would be illegal. The Firm is not and does not act as an advisor or fiduciary in providing this material.

This material is not a research report, and not subject to any of the independence and disclosure standards applicable to research reports prepared pursuant to FINRA or CFTC research rules. This material is not independent of the Firm's proprietary interests, which may conflict with the interests of any counterparty of the Firm. The Firm trades instruments discussed in this material for its own account, may trade contrary to the views expressed in this material, and may have positions in other related instruments.

Information contained herein is based on sources considered to be reliable, but is not guaranteed to be accurate or complete. Any opinions or estimates expressed herein reflect a judgment made by the author(s) as of the date of publication, and are subject to change without notice. Trading and investing in digital assets involves significant risks including price volatility and illiquidity and may not be suitable for all investors. The Firm is not liable whatsoever for any direct or consequential loss arising from the use of this material. Copyright of this material belongs to GSR. Neither this material nor any copy thereof may be taken, reproduced or redistributed, directly or indirectly, without prior written permission of GSR.

Sources

*All options data is based on Deribit and Options-based graphs are from Laevidas based on Deribit data. Market returns are based on price returns for the following ETFs: VOO, QQQ, EWU, EWG, EWJ, and EWH.

CoinGecko	Santiment	DefiLlama	CoinMarketCap	Laevidas
Investing.com	Google Finance	TradingView	Deribit	WorldCoinIndex