

Crypto Leaderboard

Rank	Name	Ticker	Price	24h	7d	30d	24h Vol \$m	MC \$m	1-Year Chart
1	Bitcoin	BTC	\$30,268	1%	-1%	7%	11,800	587,412	
2	Ethereum	ETH	\$1,920	1%	2%	7%	6,907	230,354	
3	Tether	USDT	\$1.00	0%	0%	0%	11,588	83,788	
4	XRP	XRP	\$0.81	1%	71%	64%	3,197	42,556	
5	BNB	BNB	\$244	1%	-1%	-1%	383	38,033	
6	USD Coin	USDC	\$1.00	0%	0%	0%	4,875	26,959	
7	Lido stETH	STETH	\$1,919	1%	2%	8%	19	14,862	
8	Cardano	ADA	\$0.33	3%	13%	20%	488	11,363	
9	Solana	SOL	\$27.	2%	21%	62%	597	10,845	
10	Dogecoin	DOGE	\$0.07	5%	12%	15%	828	10,149	

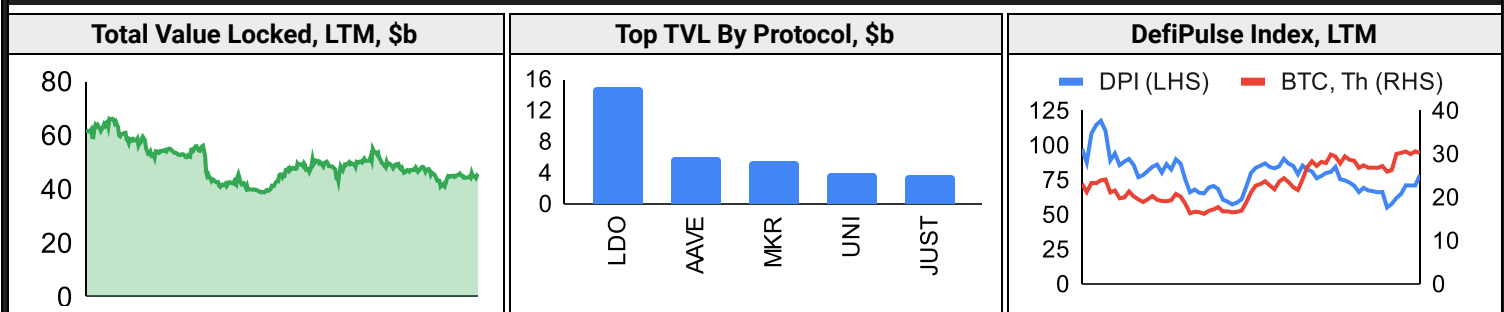
Top & Bottom Performers - Top 100 Tokens

24h		7 Days		30 Days		90 Days		365 Days	
LINK	20%	XLM	73%	COMP	155%	PEPE	684%	KAS	16383%
XLM	18%	XRP	71%	BCH	127%	FLEX	354%	FLEX	1383%
SNX	13%	FLEX	60%	XLM	101%	BCH	109%	INJ	634%
XDC	12%	SNX	52%	FLEX	92%	COMP	90%	CFX	263%
SUI	-1%	LTC	-6%	CFX	-13%	CFX	-35%	APE	-64%
FXS	-3%	FTM	-8%	SUI	-13%	ALGO	-37%	FLOW	-65%
EGLD	-3%	RPL	-9%	STX	-15%	FTM	-39%	SAND	-66%
RPL	-3%	BCH	-12%	RPL	-22%	APE	-45%	ALGO	-66%

Category Performance

Category	7d	30d	90d	180d	365d	Ecosystem	7d	30d	90d	180d	365d
Currency	-3%	49%	34%	34%	36%	Avalanche	3%	32%	-1%	-1%	-15%
Lending	-2%	41%	11%	-7%	-26%	Solana	-6%	23%	-9%	-7%	-42%
DEX	2%	23%	-18%	-10%	-36%	Gnosis Chain	0%	18%	-13%	-2%	-21%
Other DeFi	4%	22%	-7%	35%	62%	Polkadot	-1%	17%	-17%	-14%	-23%
Smart Contract	-3%	18%	-13%	-12%	-31%	Tron	-1%	12%	6%	9%	-1%
IoT/Data/Comp.	-2%	16%	-16%	-18%	-37%	Polygon	-2%	11%	-18%	-3%	-4%
Gaming/Entertai	0%	16%	-26%	-33%	-53%	Cosmos	0%	10%	-6%	21%	46%
Privacy	-5%	15%	-19%	-32%	-37%	BSC	-4%	4%	-22%	12%	12%
CEXs	-3%	10%	-14%	-12%	-7%						
Scaling	-3%	8%	-32%	-21%	-11%						
Meme	-3%	2%	-29%	5%	12%						

DeFi



Trading Volume

Aggregate Volumes by Product, \$b					Top Derivatives Exchanges, \$m and bps					Top Spot Exchanges, \$m		
Product	1d	7d	30d	O/I	Exchange	1d Vol	O/I	Mkr	Tkr	Exchange	Score	1d Vol
Spot	19	148	570	n/a	Binance	40,788	10,387	2.0	4.0	Binance	9.9	128,433
Perpetuals	78	584	3,790	80	OKX	13,370	3,817	2.0	5.0	Coinbase	8.0	1,153
Futures	0	2	12	1	Bybit	8,728	5,442	1.0	6.0	Kraken	7.7	543
Options*	1	7	33	n/a	KuCoin	1,767	1,762	2.0	6.0	KuCoin	7.1	502

Daily Spot Volume, Top 100 Tokens Last 20d, \$b		Top Volume, 1d, \$m		Top Volume, %20d Avg		Low Volume, %20d Avg	
		BTC	98,709	VET	1872%	BIT	3%
		USDT	52,075	SHIB	1825%	FLOW	44%
		SHIB	24,682	CHZ	1798%	KAVA	45%
		XRP	22,743	PEPE	1531%	STX	47%
		ADA	12,943	ADA	1359%	BCH	47%

Traditional Finance

Global Equity Markets*							SPX vs. BTC, LTM	
	US	US Grwth	UK	Germany	Japan	HK		
1D	0%	0%	1%	0%	0%	0%		
7D	1%	2%	0%	-1%	0%	-2%		
90D	10%	22%	-2%	0%	7%	-7%		
365D	15%	27%	12%	27%	18%	-11%		

10-Year Treasury Yields							Commodities & FX					
	US	Brazil	UK	Germany	Japan	HK	Last	WTI	Gas	Gold	USD/EUR	USD/JPY
Last	3.81%	10.79%	4.27%	2.42%	0.46%	3.66%	Last	75.9	2.75	1,981	0.89	139.8
1d Chg	0.07	-0.01	0.05	0.03	0.00	-0.06	1d % Chg	0.8%	5.5%	0.0%	0.1%	0.1%

Correlations

Intra-Crypto Correlations, LTM							Rolling 3M Correlations, LTM	
	BTC	ETH	XRP	BNB	ADA	SOL		
BTC								
ETH	0.87							
XRP	0.49	0.54						
BNB	0.74	0.74	0.45					
ADA	0.75	0.79	0.68	0.71				
SOL	0.75	0.76	0.51	0.70	0.73			

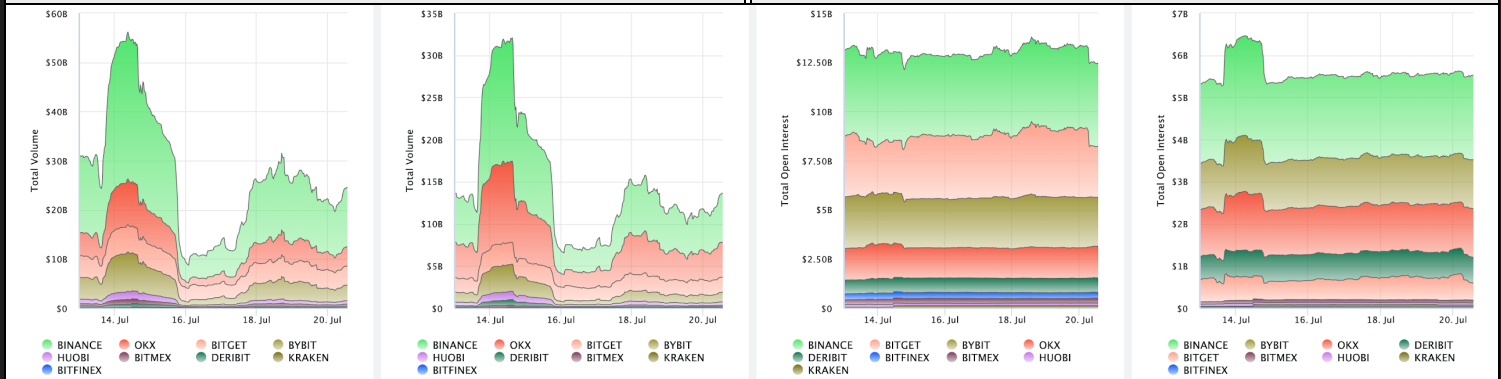
Crypto News

- [China's digital yuan nears \\$250B transaction volume: Central bank governor - Cointelegraph](#)
- [Chainlink co-founder wants to bring trillions of dollars into crypto from banks - The Block](#)
- [DeFi liquidity protocol adds Consensus-developed zkEVM rollup Linea - Cointelegraph](#)
- [Andreessen Horowitz exec sees 'promising paths' for Web3 social platforms — EthCC - Cointelegraph](#)
- [Shared Web3 user base could power new social app integrations — Aave CEO - Cointelegraph](#)
- [Terraform Labs appoints new CEO from existing team: Report - Cointelegraph](#)
- [Myanmar's shadow government backs launch of crypto-based bank - Cointelegraph](#)
- [Tesla's diamond hands: EV maker's Bitcoin holdings see no change in Q2 - Cointelegraph](#)

Crypto Futures

Futures Volume (BTC LHS ; ETH RHS), 1d

Futures Open Interest (BTC LHS ; ETH RHS)



Volume Weighted Funding Rate (BTC LHS ; ETH RHS), 1d

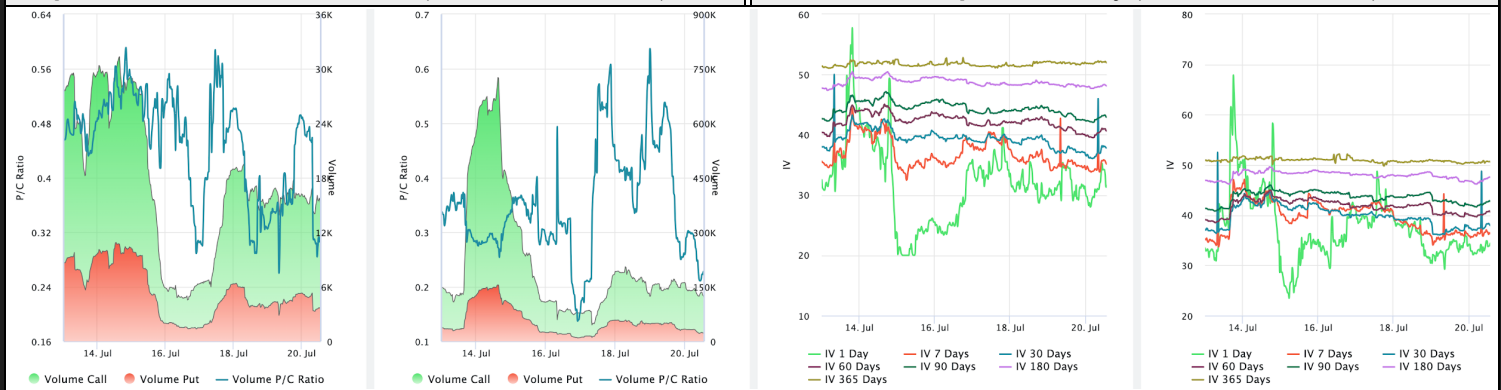
Liquidations (BTC LHS ; ETH RHS), 1d



Crypto Options

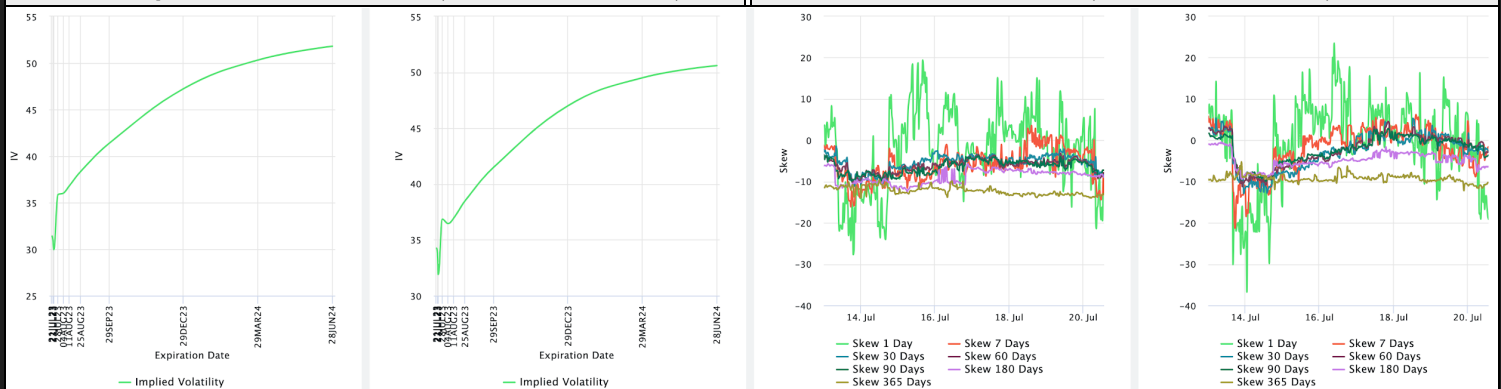
Options Volume & Put/Call Ratio (BTC LHS ; ETH RHS), 1d

ATM Implied Volatility (BTC LHS ; ETH RHS)



ATM Implied Vol Term Structure (BTC LHS ; ETH RHS)

25 Delta Skew (BTC LHS ; ETH RHS)



About GSR

GSR is a global leader in digital asset trading, market making, OTC derivatives, and investments. We operate in a culture of excellence and leverage our first-rate reputation, deep relationships and proprietary trading technology to move swiftly and capitalize on market opportunities.

GSR's experienced team brings together decades of institutional trading expertise, while our industry-leading proprietary technology stack anchors everything we do.

Our main service areas are: market making; proprietary and algorithmic trading; client execution; structured products; risk management solutions; and portfolio investments.

For more information or if we can help with anything, please see gsr.io or contact us at gsr@gsr.io.

Follow GSR for more content: [Twitter](#) [Telegram](#) [LinkedIn](#)

Authors

Matt Kunke, Research Analyst [Twitter](#) [Telegram](#) [LinkedIn](#)
Brian Rudick, Senior Strategist [Twitter](#) [Telegram](#) [LinkedIn](#)

Required Disclosures

This material is provided by GSR (the "Firm") solely for informational purposes, is intended only for sophisticated, institutional investors and does not constitute an offer or commitment, a solicitation of an offer or commitment, or any advice or recommendation, to enter into or conclude any transaction (whether on the terms shown or otherwise), or to provide investment services in any state or country where such an offer or solicitation or provision would be illegal. The Firm is not and does not act as an advisor or fiduciary in providing this material.

This material is not a research report, and not subject to any of the independence and disclosure standards applicable to research reports prepared pursuant to FINRA or CFTC research rules. This material is not independent of the Firm's proprietary interests, which may conflict with the interests of any counterparty of the Firm. The Firm trades instruments discussed in this material for its own account, may trade contrary to the views expressed in this material, and may have positions in other related instruments.

Information contained herein is based on sources considered to be reliable, but is not guaranteed to be accurate or complete. Any opinions or estimates expressed herein reflect a judgment made by the author(s) as of the date of publication, and are subject to change without notice. Trading and investing in digital assets involves significant risks including price volatility and illiquidity and may not be suitable for all investors. The Firm is not liable whatsoever for any direct or consequential loss arising from the use of this material. Copyright of this material belongs to GSR. Neither this material nor any copy thereof may be taken, reproduced or redistributed, directly or indirectly, without prior written permission of GSR.

Sources

*All options data is based on Deribit and Options-based graphs are from Laevidas based on Deribit data. Market returns are based on price returns for the following ETFs: VOO, QQQ, EWU, EWG, EWJ, and EWH.

CoinGecko	Santiment	DefiLlama	CoinMarketCap	Laevidas
Investing.com	Google Finance	TradingView	Deribit	WorldCoinIndex