

Crypto Leaderboard

Rank	Name	Ticker	Price	24h	7d	30d	24h Vol \$m	MC \$m	1-Year Chart
1	Bitcoin	BTC	\$29,872	-1%	-4%	-1%	9,994	580,819	
2	Ethereum	ETH	\$1,894	-1%	-5%	0%	9,278	227,684	
3	Tether	USDT	\$1.00	0%	0%	0%	18,213	83,847	
4	XRP	XRP	\$0.78	-4%	0%	55%	2,043	40,700	
5	BNB	BNB	\$245	0%	-4%	-2%	477	38,187	
6	USD Coin	USDC	\$1.00	0%	0%	0%	4,231	26,852	
7	Lido stETH	STETH	\$1,893	-1%	-5%	1%	17	14,720	
8	Cardano	ADA	\$0.31	-3%	-9%	10%	240	11,029	
9	Dogecoin	DOGE	\$0.08	4%	8%	15%	829	10,684	
10	Solana	SOL	\$25.5	-6%	-8%	48%	500	10,304	

Top & Bottom Performers - Top 100 Tokens

24h		7 Days		30 Days		90 Days		365 Days	
MKR	13%	MKR	29%	COMP	142%	PEPE	427%	KAS	15697%
DOGE	4%	FLEX	28%	XLM	81%	FLEX	278%	FLEX	1833%
XDC	4%	XDC	25%	BCH	80%	BCH	100%	INJ	593%
LEO	4%	SNX	16%	SNX	59%	COMP	80%	BGB	200%
XTZ	-6%	FTM	-13%	FTM	-14%	ALGO	-40%	FLOW	-66%
XLM	-6%	PEPE	-14%	SUI	-18%	FTM	-41%	APE	-67%
GMX	-7%	GMX	-14%	STX	-24%	XRD	-41%	ALGO	-67%
FLEX	-18%	RPL	-18%	RPL	-25%	APE	-46%	SAND	-68%

Category Performance

Category	7d	30d	90d	180d	365d	Ecosystem	7d	30d	90d	180d	365d
Lending	3%	36%	12%	-5%	-26%	Avalanche	3%	27%	-3%	-2%	-18%
Currency	1%	33%	27%	29%	31%	Solana	2%	15%	-11%	-8%	-44%
DEX	1%	17%	-21%	-13%	-40%	Gnosis Chain	1%	12%	-17%	-5%	-25%
Other DeFi	-3%	12%	-11%	25%	52%	Polkadot	0%	9%	-21%	-17%	-26%
Smart Contract	-2%	10%	-17%	-15%	-34%	Tron	0%	8%	3%	9%	-2%
IoT/Data/Comp.	0%	9%	-19%	-20%	-38%	Polygon	3%	4%	-22%	-8%	-8%
Gaming/Entertai	0%	8%	-29%	-37%	-55%	Cosmos	-1%	4%	-8%	15%	40%
CEXs	-2%	6%	-16%	-13%	-9%	BSC	-2%	-1%	-26%	5%	8%
Scaling	-2%	0%	-35%	-22%	-19%						
Meme	0%	-3%	-31%	3%	9%						
Privacy	-17%	-7%	-33%	-42%	-45%						

DeFi

Total Value Locked, LTM, \$b	Top TVL By Protocol, \$b	DefiPulse Index, LTM

Trading Volume

Aggregate Volumes by Product, \$b					Top Derivatives Exchanges, \$m and bps					Top Spot Exchanges, \$m		
Product	1d	7d	30d	O/I	Exchange	1d Vol	O/I	Mkr	Tkr	Exchange	Score	1d Vol
Spot	17	149	567	n/a	Binance	36,888	10,357	2.0	4.0	Binance	9.9	6,730
Perpetuals	90	591	3,710	76	OKX	12,421	3,723	2.0	5.0	Coinbase	8.6	1,048
Futures	0	2	11	1	Bybit	8,437	5,418	1.0	6.0	Kraken	8.1	463
Options*	1	5	31	n/a	KuCoin	1,607	1,753	2.0	6.0	KuCoin	7.5	422

Daily Spot Volume, Top 100 Tokens Last 20d, \$b				Top Volume, 1d, \$m		Top Volume, %20d Avg		Low Volume, %20d Avg	
				USDT	23,042	RETH	457%	RNDR	0%
				BTC	13,555	XDC	350%	BIT	2%
				ETH	6,269	TON	336%	BCH	35%
				USDC	2,883	LINK	332%	XEC	40%
				XRP	2,244	CRO	256%	KAVA	45%

Traditional Finance

Global Equity Markets*							SPX vs. BTC, LTM	
	US	US Grwth	UK	Germany	Japan	HK		
1D	-1%	-2%	0%	-1%	-1%	0%		
7D	1%	-1%	1%	-1%	0%	-1%		
90D	10%	19%	-2%	-1%	6%	-6%		
365D	13%	23%	12%	26%	15%	-10%		

10-Year Treasury Yields							Commodities & FX					
	US	Brazil	UK	Germany	Japan	HK	WTI	Gas	Gold	USD/EUR	USD/JPY	
Last	3.82%	10.91%	4.31%	2.42%	0.43%	3.70%	Last	76.2	2.72	1,964	0.90	141.5
1d Chg	-0.03	-0.01	0.04	-0.03	-0.06	-0.06	1d % Chg	0.8%	-1.5%	-0.4%	0.0%	1.0%

Correlations

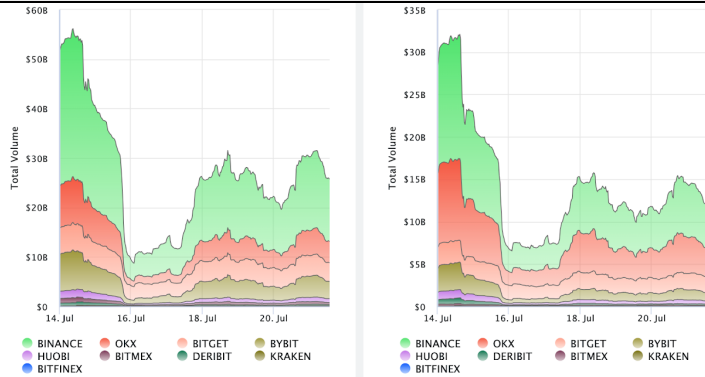
Intra-Crypto Correlations, LTM							Rolling 3M Correlations, LTM	
	BTC	ETH	XRP	BNB	ADA	DOGE		
BTC								
ETH	0.87							
XRP	0.49	0.54						
BNB	0.74	0.74	0.45					
ADA	0.75	0.79	0.68	0.70				
DOGE	0.59	0.64	0.40	0.56	0.62			

Crypto News

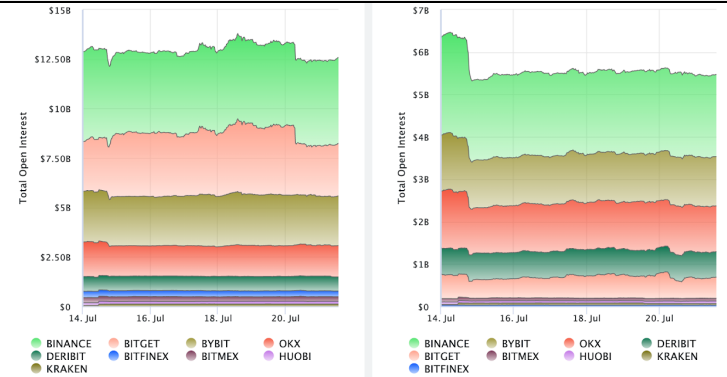
- [Indonesia launches new crypto bourse, clearing house - Reuters](#)
- [Uniswap founder Hayden Adams suffers Twitter breach - The Block](#)
- [Curve omnipool platform Conic Finance hacked for \\$3.2 million in ETH - Cointelegraph](#)
- [US DoJ accuses FTX founder of leaking private diary of Caroline Ellison - Cointelegraph](#)
- [US Justice Department to double its crypto team, target ransomware crimes - Cointelegraph](#)
- [Canadian police warn crypto investors on growing home robbery trend - Cointelegraph](#)
- [UK banks risk losing licenses for debanking customers over political views - Cointelegraph](#)
- [Stablecoin dominance slides as market cap falls to near 2-year lows: CCData - Cointelegraph](#)

Crypto Futures

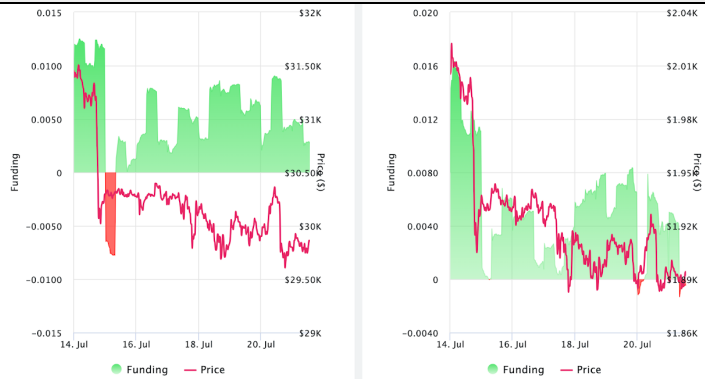
Futures Volume (BTC LHS ; ETH RHS), 1d



Futures Open Interest (BTC LHS ; ETH RHS)



Volume Weighted Funding Rate (BTC LHS ; ETH RHS), 1d

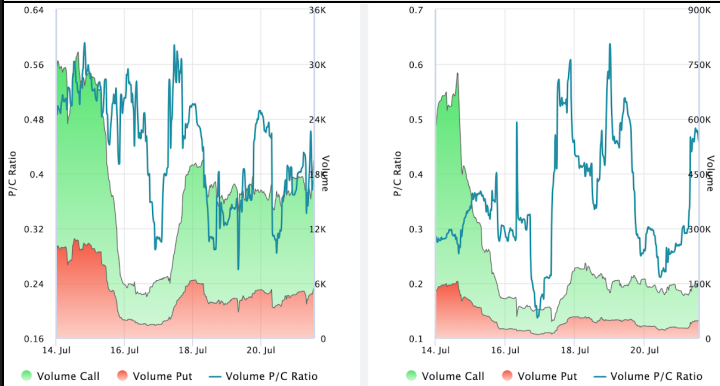


Liquidations (BTC LHS ; ETH RHS), 1d

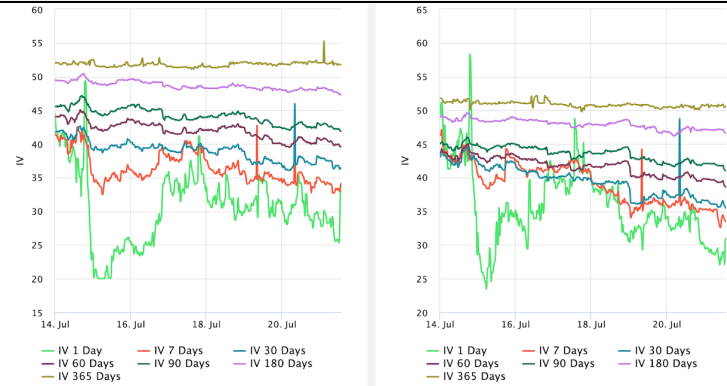


Crypto Options

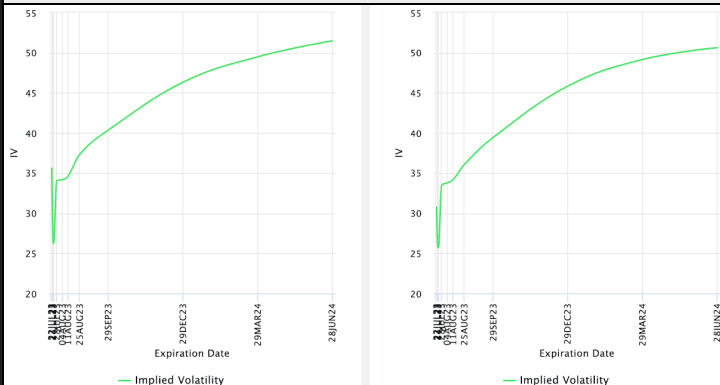
Options Volume & Put/Call Ratio (BTC LHS ; ETH RHS), 1d



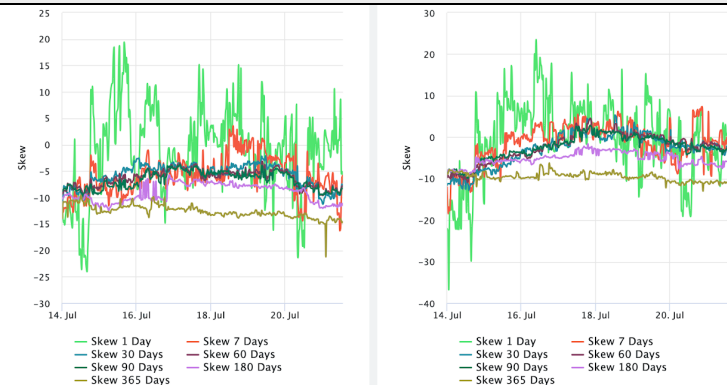
ATM Implied Volatility (BTC LHS ; ETH RHS)



ATM Implied Vol Term Structure (BTC LHS ; ETH RHS)



25 Delta Skew (BTC LHS ; ETH RHS)



About GSR

GSR is a global leader in digital asset trading, market making, OTC derivatives, and investments. We operate in a culture of excellence and leverage our first-rate reputation, deep relationships and proprietary trading technology to move swiftly and capitalize on market opportunities.

GSR's experienced team brings together decades of institutional trading expertise, while our industry-leading proprietary technology stack anchors everything we do.

Our main service areas are: market making; proprietary and algorithmic trading; client execution; structured products; risk management solutions; and portfolio investments.

For more information or if we can help with anything, please see gsr.io or contact us at gsr@gsr.io.

Follow GSR for more content: [Twitter](#) [Telegram](#) [LinkedIn](#)

Authors

Matt Kunke, Research Analyst [Twitter](#) [Telegram](#) [LinkedIn](#)
Brian Rudick, Senior Strategist [Twitter](#) [Telegram](#) [LinkedIn](#)

Required Disclosures

This material is provided by GSR (the "Firm") solely for informational purposes, is intended only for sophisticated, institutional investors and does not constitute an offer or commitment, a solicitation of an offer or commitment, or any advice or recommendation, to enter into or conclude any transaction (whether on the terms shown or otherwise), or to provide investment services in any state or country where such an offer or solicitation or provision would be illegal. The Firm is not and does not act as an advisor or fiduciary in providing this material.

This material is not a research report, and not subject to any of the independence and disclosure standards applicable to research reports prepared pursuant to FINRA or CFTC research rules. This material is not independent of the Firm's proprietary interests, which may conflict with the interests of any counterparty of the Firm. The Firm trades instruments discussed in this material for its own account, may trade contrary to the views expressed in this material, and may have positions in other related instruments.

Information contained herein is based on sources considered to be reliable, but is not guaranteed to be accurate or complete. Any opinions or estimates expressed herein reflect a judgment made by the author(s) as of the date of publication, and are subject to change without notice. Trading and investing in digital assets involves significant risks including price volatility and illiquidity and may not be suitable for all investors. The Firm is not liable whatsoever for any direct or consequential loss arising from the use of this material. Copyright of this material belongs to GSR. Neither this material nor any copy thereof may be taken, reproduced or redistributed, directly or indirectly, without prior written permission of GSR.

Sources

*All options data is based on Deribit and Options-based graphs are from Laevidas based on Deribit data. Market returns are based on price returns for the following ETFs: VOO, QQQ, EWU, EWG, EWJ, and EWH.

CoinGecko	Santiment	DefiLlama	CoinMarketCap	Laevidas
Investing.com	Google Finance	TradingView	Deribit	WorldCoinIndex