

## Crypto Leaderboard

Rank	Name	Ticker	Price	24h	7d	30d	24h Vol \$m	MC \$m	1-Year Chart
1	Bitcoin	BTC	\$29,301	0%	-2%	-3%	5,916	569,632	
2	Ethereum	ETH	\$1,859	0%	-3%	0%	5,395	223,755	
3	Tether	USDT	\$1.00	0%	0%	0%	16,244	83,870	
4	XRP	XRP	\$0.70	0%	-12%	46%	1,330	36,955	
5	BNB	BNB	\$238	0%	-1%	1%	342	36,653	
6	USD Coin	USDC	\$1.00	0%	0%	0%	3,260	26,546	
7	Lido stETH	STETH	\$1,858	0%	-3%	0%	17	14,576	
8	Dogecoin	DOGE	\$0.08	3%	14%	22%	1,646	11,070	
9	Cardano	ADA	\$0.30	-1%	-4%	8%	173	10,617	
10	Solana	SOL	\$24.5	5%	-7%	50%	432	9,900	

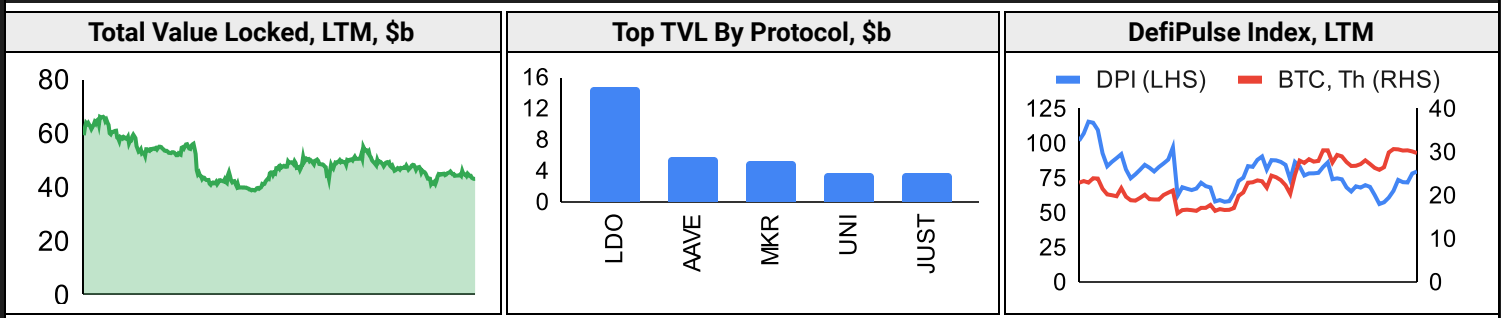
## Top & Bottom Performers - Top 100 Tokens

24h		7 Days		30 Days		90 Days		365 Days	
FLEX	31%	XDC	55%	COMP	94%	PEPE	366%	KAS	14646%
COMP	13%	MKR	15%	XDC	76%	FLEX	337%	FLEX	1632%
KAS	5%	DOGE	14%	MKR	66%	BCH	102%	INJ	542%
SOL	5%	KAS	12%	KAS	58%	COMP	70%	RNDR	225%
SNX	-4%	XRP	-12%	STX	-18%	ALGO	-41%	SAND	-64%
GALA	-4%	SUI	-13%	RPL	-22%	FTM	-45%	NEAR	-64%
XDC	-5%	RPL	-14%	FTM	-23%	XRD	-50%	ALGO	-65%
PEPE	-6%	PEPE	-18%	XRD	-31%	APE	-51%	APE	-65%

## Category Performance

Category	7d	30d	90d	180d	365d	Ecosystem	7d	30d	90d	180d	365d
Lending	1%	27%	2%	-12%	-20%	Avalanche	0%	16%	-7%	-11%	-14%
Currency	-6%	11%	20%	19%	32%	Tron	1%	7%	6%	3%	2%
Other DeFi	-7%	4%	-19%	-1%	46%	Gnosis Chain	-2%	3%	-21%	-17%	-21%
IoT/Data/Comp.	-4%	1%	-24%	-30%	-35%	Polkadot	-2%	1%	-23%	-27%	-23%
Smart Contract	-4%	0%	-20%	-24%	-33%	Polygon	-2%	-4%	-26%	-21%	-7%
CEXs	-2%	0%	-17%	-17%	-8%	Cosmos	-2%	-4%	-14%	-5%	42%
DEX	-5%	0%	-23%	-26%	-37%	Solana	-11%	-6%	-13%	-23%	-40%
Gaming/Entertai	-4%	-1%	-31%	-44%	-53%	BSC	-4%	-7%	-29%	-14%	6%
Meme	0%	-4%	-33%	-13%	13%						
Scaling	-6%	-7%	-37%	-38%	-18%						
Privacy	-17%	-14%	-35%	-44%	-42%						

## DeFi



## Trading Volume

Aggregate Volumes by Product, \$b					Top Derivatives Exchanges, \$m and bps					Top Spot Exchanges, \$m		
Product	1d	7d	30d	O/I	Exchange	1d Vol	O/I	Mkr	Tkr	Exchange	Score	1d Vol
Spot	13	96	506	n/a	Binance	24,099	9,728	2.0	4.0	Binance	9.9	5,187
Perpetuals	51	438	3,030	74	OKX	7,890	3,634	2.0	5.0	Coinbase	8.6	731
Futures	0	1	9	1	Bybit	5,261	5,297	1.0	6.0	Kraken	8.3	395
Options*	1	4	26	n/a	KuCoin	1,042	1,641	2.0	6.0	KuCoin	7.4	317

Daily Spot Volume, Top 100 Tokens Last 20d, \$b		Top Volume, 1d, \$m		Top Volume, %20d Avg		Low Volume, %20d Avg	
		USDT	18,433	USDP	242%	MNT	0%
		BTC	10,491	DOGE	227%	XEC	19%
		ETH	4,440	THETA	214%	MINA	41%
		USDC	2,456	XDC	194%	BCH	44%
		XRP	1,599	CRO	190%	OKB	45%

## Traditional Finance

Global Equity Markets*							SPX vs. BTC, LTM	
	US	US Grwth	UK	Germany	Japan	HK		
1D	0%	1%	1%	0%	0%	0%		
7D	0%	-2%	1%	-1%	-1%	1%		
90D	10%	18%	-1%	-1%	6%	-7%		
365D	17%	29%	12%	29%	16%	-10%		

10-Year Treasury Yields							Commodities & FX					
	US	Brazil	UK	Germany	Japan	HK	Last	WTI	Gas	Gold	USD/EUR	USD/JPY
Last	3.88%	10.79%	4.32%	2.44%	0.44%	3.74%	Last	79.3	2.68	1,968	0.90	140.5
1d Chg	-0.03	0.00	0.05	0.04	-0.01	-0.05	1d % Chg	-0.4%	-2.5%	0.2%	0.0%	-0.3%

## Correlations

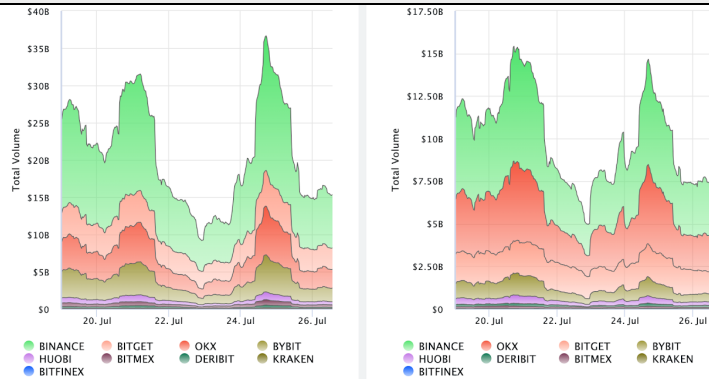
Intra-Crypto Correlations, LTM							Rolling 3M Correlations, LTM	
	BTC	ETH	XRP	BNB	DOGE	ADA		
BTC								
ETH	0.87							
XRP	0.49	0.54						
BNB	0.74	0.74	0.45					
DOGE	0.58	0.63	0.39	0.55				
ADA	0.75	0.79	0.68	0.71	0.61			

## Crypto News

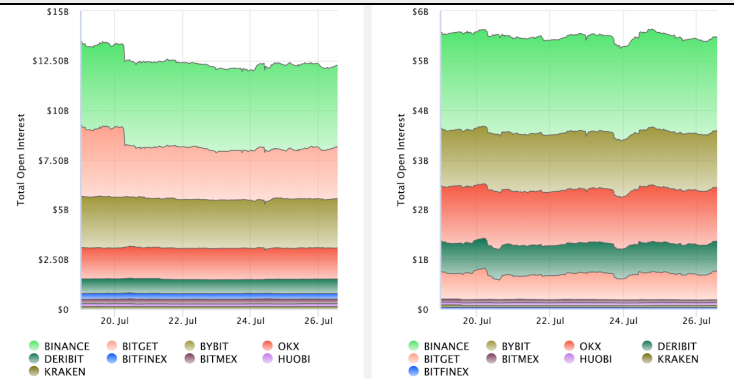
- [Bitcoin Risks Deeper Price Losses Below 50-Day Average: Analysts - CoinDesk](#)
- [BadgerDAO releases 'purple paper' for eBTC synthetic bitcoin using stETH - The Block](#)
- [7 real-world IoT applications and examples - Cointelegraph](#)
- [South Korea strengthens crypto regulation with LEI adoption and crime unit - Cointelegraph](#)
- [Binance launches AI-powered NFT generator for KYC-verified users - Cointelegraph](#)
- [Google, OpenAI, Microsoft form 'Frontier Model Forum' to regulate AI development - Cointelegraph](#)
- [Reddit prepares to drop Gen 4 collectible avatars on Polygon - Cointelegraph](#)
- [Ant Group reportedly plans IPO, blockchain firm discloses offer price on Nasdaq - Cointelegraph](#)

## Crypto Futures

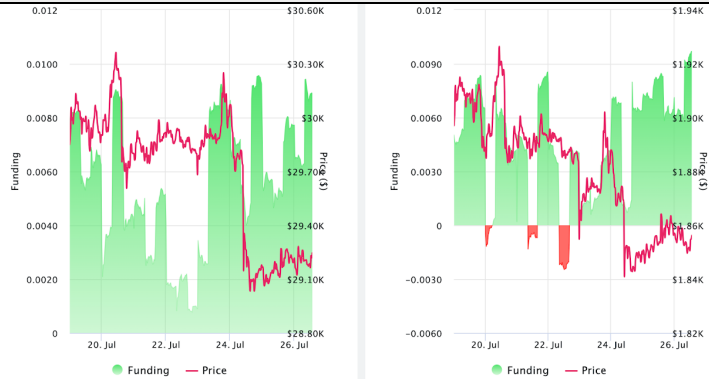
### Futures Volume (BTC LHS ; ETH RHS), 1d



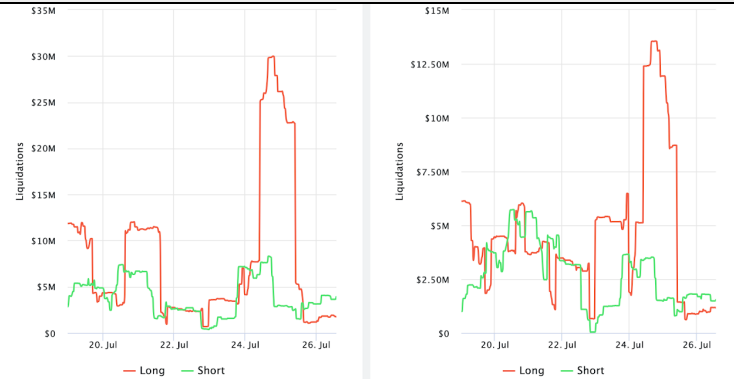
### Futures Open Interest (BTC LHS ; ETH RHS)



### Volume Weighted Funding Rate (BTC LHS ; ETH RHS), 1d

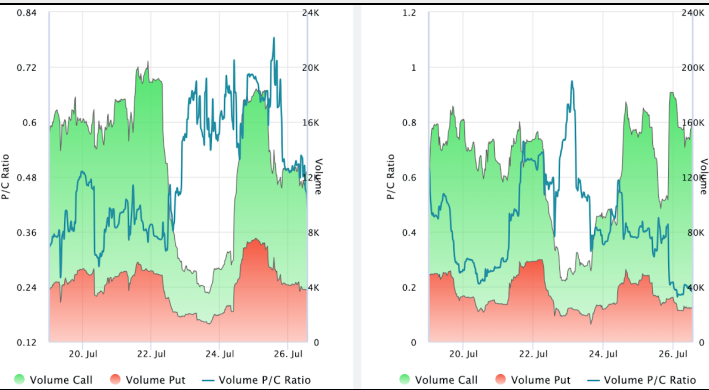


### Liquidations (BTC LHS ; ETH RHS), 1d

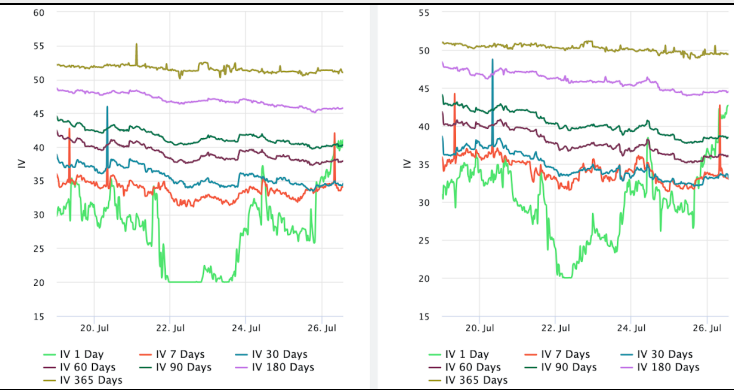


## Crypto Options

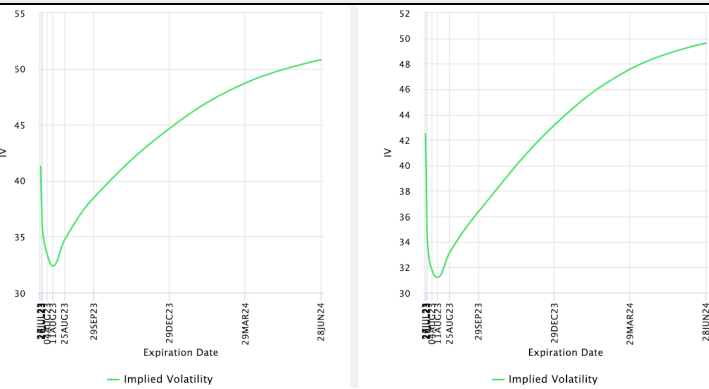
### Options Volume & Put/Call Ratio (BTC LHS ; ETH RHS), 1d



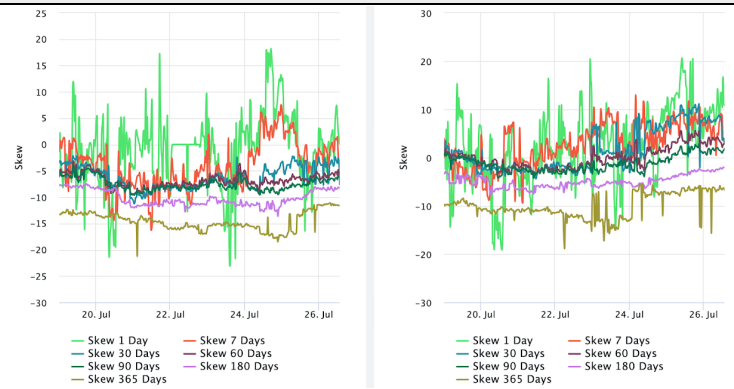
### ATM Implied Volatility (BTC LHS ; ETH RHS)



### ATM Implied Vol Term Structure (BTC LHS ; ETH RHS)



### 25 Delta Skew (BTC LHS ; ETH RHS)



### About GSR

GSR is a global leader in digital asset trading, market making, OTC derivatives, and investments. We operate in a culture of excellence and leverage our first-rate reputation, deep relationships and proprietary trading technology to move swiftly and capitalize on market opportunities.

GSR's experienced team brings together decades of institutional trading expertise, while our industry-leading proprietary technology stack anchors everything we do.

Our main service areas are: market making; proprietary and algorithmic trading; client execution; structured products; risk management solutions; and portfolio investments.

For more information or if we can help with anything, please see [gsr.io](https://gsr.io) or contact us at [gsr@gsr.io](mailto:gsr@gsr.io).

Follow GSR for more content: [Twitter](#) [Telegram](#) [LinkedIn](#)

### Authors

Matt Kunke, Research Analyst [Twitter](#) [Telegram](#) [LinkedIn](#)  
Brian Rudick, Senior Strategist [Twitter](#) [Telegram](#) [LinkedIn](#)

### Required Disclosures

*This material is provided by GSR (the "Firm") solely for informational purposes, is intended only for sophisticated, institutional investors and does not constitute an offer or commitment, a solicitation of an offer or commitment, or any advice or recommendation, to enter into or conclude any transaction (whether on the terms shown or otherwise), or to provide investment services in any state or country where such an offer or solicitation or provision would be illegal. The Firm is not and does not act as an advisor or fiduciary in providing this material.*

*This material is not a research report, and not subject to any of the independence and disclosure standards applicable to research reports prepared pursuant to FINRA or CFTC research rules. This material is not independent of the Firm's proprietary interests, which may conflict with the interests of any counterparty of the Firm. The Firm trades instruments discussed in this material for its own account, may trade contrary to the views expressed in this material, and may have positions in other related instruments.*

*Information contained herein is based on sources considered to be reliable, but is not guaranteed to be accurate or complete. Any opinions or estimates expressed herein reflect a judgment made by the author(s) as of the date of publication, and are subject to change without notice. Trading and investing in digital assets involves significant risks including price volatility and illiquidity and may not be suitable for all investors. The Firm is not liable whatsoever for any direct or consequential loss arising from the use of this material. Copyright of this material belongs to GSR. Neither this material nor any copy thereof may be taken, reproduced or redistributed, directly or indirectly, without prior written permission of GSR.*

### Sources

\*All options data is based on Deribit and Options-based graphs are from Laevidas based on Deribit data. Market returns are based on price returns for the following ETFs: VOO, QQQ, EWU, EWG, EWJ, and EWH.

CoinGecko	Santiment	DefiLlama	CoinMarketCap	Laevidas
Investing.com	Google Finance	TradingView	Deribit	WorldCoinIndex