

Crypto Leaderboard

Rank	Name	Ticker	Price	24h	7d	30d	24h Vol \$m	MC \$m	1-Year Chart
1	Bitcoin	BTC	\$29,388	0%	-3%	-4%	12,180	571,328	
2	Ethereum	ETH	\$1,872	1%	-2%	-1%	8,918	224,928	
3	Tether	USDT	\$1.00	0%	0%	0%	19,341	83,773	
4	XRP	XRP	\$0.71	2%	-11%	48%	1,454	37,580	
5	BNB	BNB	\$241	1%	-1%	1%	402	37,044	
6	USD Coin	USDC	\$1.00	0%	0%	0%	4,818	26,569	
7	Lido stETH	STETH	\$1,871	1%	-2%	-1%	6	14,731	
8	Dogecoin	DOGE	\$0.08	0%	8%	20%	903	11,061	
9	Cardano	ADA	\$0.31	2%	-5%	8%	179	10,813	
10	Solana	SOL	\$25.5	4%	-6%	53%	704	10,292	

Top & Bottom Performers - Top 100 Tokens

24h		7 Days		30 Days		90 Days		365 Days	
XDC	16%	XDC	62%	XDC	102%	PEPE	322%	KAS	12988%
XLM	13%	MKR	15%	MKR	72%	FLEX	297%	FLEX	1830%
PEPE	10%	KAS	9%	COMP	69%	BCH	107%	INJ	520%
SNX	7%	DOGE	8%	XLM	58%	COMP	74%	RNDR	210%
KAS	-2%	GALA	-12%	STX	-16%	GALA	-40%	FLOW	-67%
TON	-2%	NEAR	-13%	RPL	-21%	FTM	-42%	NEAR	-67%
THETA	-3%	INJ	-15%	FTM	-22%	XRD	-47%	SAND	-67%
FLEX	-9%	FLEX	-15%	XRD	-33%	APE	-50%	APE	-71%

Category Performance

Category	7d	30d	90d	180d	365d	Ecosystem	7d	30d	90d	180d	365d
Lending	2%	25%	5%	-8%	-27%	Avalanche	-1%	16%	-4%	-6%	-21%
Currency	-3%	13%	25%	24%	27%	Tron	2%	7%	5%	6%	-1%
Other DeFi	-4%	7%	-16%	5%	36%	Gnosis Chain	-4%	3%	-18%	-14%	-26%
IoT/Data/Comp.	-4%	2%	-21%	-26%	-39%	Polkadot	-4%	-2%	-21%	-25%	-27%
Smart Contract	-3%	1%	-19%	-22%	-38%	Cosmos	-3%	-3%	-11%	-3%	35%
DEX	-4%	0%	-21%	-22%	-42%	Polygon	-4%	-4%	-24%	-18%	-12%
CEXs	-1%	-1%	-16%	-17%	-12%	Solana	-11%	-7%	-10%	-21%	-44%
Gaming/Entertai	-4%	-1%	-31%	-44%	-57%	BSC	-3%	-7%	-27%	-11%	2%
Meme	0%	-4%	-32%	-19%	5%						
Scaling	-4%	-6%	-33%	-35%	-28%						
Privacy	-17%	-14%	-33%	-43%	-46%						

DeFi

Total Value Locked, LTM, \$b

Top TVL By Protocol, \$b

DefiPulse Index, LTM

Trading Volume

Aggregate Volumes by Product, \$b					Top Derivatives Exchanges, \$m and bps					Top Spot Exchanges, \$m		
Product	1d	7d	30d	O/I	Exchange	1d Vol	O/I	Mkr	Tkr	Exchange	Score	1d Vol
Spot	15	94	505	n/a	Binance	32,509	10,253	2.0	4.0	Binance	9.9	6,876
Perpetuals	63	423	2,910	73	OKX	11,488	3,753	2.0	5.0	Coinbase	8.5	933
Futures	0	1	9	1	Bybit	7,329	5,459	1.0	6.0	Kraken	8.3	556
Options*	1	5	26	n/a	KuCoin	1,426	1,671	2.0	6.0	KuCoin	7.5	392

Daily Spot Volume, Top 100 Tokens Last 20d, \$b		Top Volume, 1d, \$m		Top Volume, %20d Avg		Low Volume, %20d Avg	
		USDT	21,658	XDC	189%	MNT	0%
		BTC	13,087	TON	188%	HT	35%
		ETH	5,613	MKR	169%	STETH	36%
		USDC	2,851	PEPE	140%	XAUT	42%
		TUSD	2,036	WBTC	134%	MINA	49%

Traditional Finance

Global Equity Markets*							SPX vs. BTC, LTM	
	US	US Grwth	UK	Germany	Japan	HK		
1D	0%	0%	0%	0%	0%	1%		
7D	1%	0%	1%	0%	1%	2%		
90D	10%	17%	-1%	-2%	7%	-6%		
365D	14%	23%	10%	26%	14%	-9%		

10-Year Treasury Yields							Commodities & FX					
	US	Brazil	UK	Germany	Japan	HK	Last	WTI	Gas	Gold	USD/EUR	USD/JPY
Last	3.95%	10.83%	4.35%	2.43%	0.44%	3.72%	Last	79.9	2.61	1,944	0.91	141.1
1d Chg	0.10	0.01	0.07	-0.03	0.00	-0.06	1d % Chg	1.4%	-3.2%	-1.3%	0.8%	0.6%

Correlations

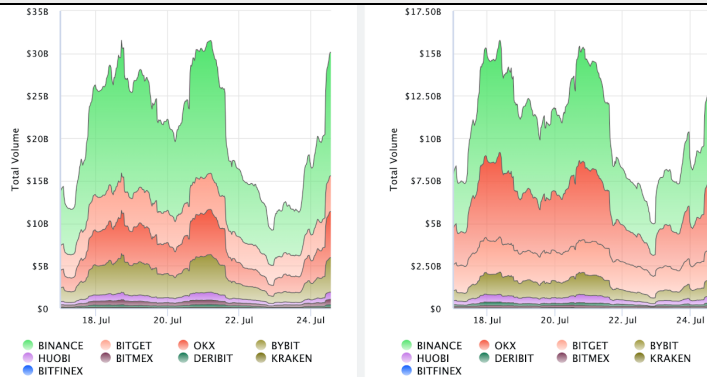
Intra-Crypto Correlations, LTM							Rolling 3M Correlations, LTM	
	BTC	ETH	XRP	BNB	DOGE	ADA		
BTC								
ETH	0.87							
XRP	0.49	0.54						
BNB	0.73	0.73	0.45					
DOGE	0.57	0.63	0.39	0.54				
ADA	0.75	0.79	0.68	0.70	0.61			

Crypto News

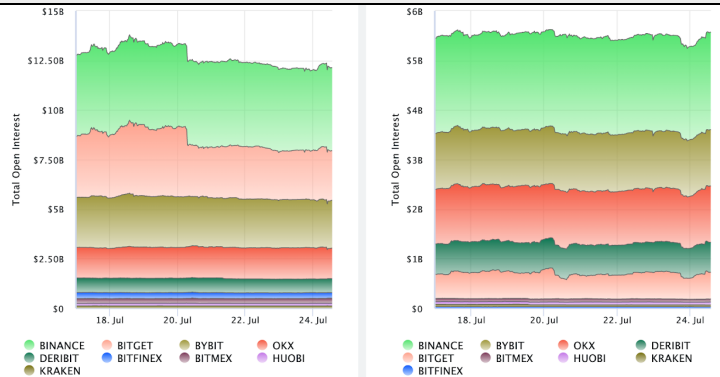
- [Stablecoin Economy Sees \\$3 Billion Drop: Leading USD Tokens Shrink as Euro-Anchored Projects Display Resilience – Altcoins Bitcoin News -](#)
- [Meta's Zuckerberg remains hopeful despite \\$3.7 billion metaverse loss in Q2 - The Block](#)
- [Block.one ICO damages 'far beyond' \\$22M, ENF founder says - Cointelegraph](#)
- [Bruce Lee avatar to teach martial arts in the metaverse - Cointelegraph](#)
- [Smart contracts continue to rise amid market downturn: BNB Chain Q2 report - Cointelegraph](#)
- [German political parties split on how to regulate increasing AI adoption - Cointelegraph](#)
- [Netflix eyes AI amid Hollywood strike, offers high-paying AI positions - Cointelegraph](#)
- [Bitget exec discusses limitations and benefits of CTAI trading bot - Cointelegraph](#)

Crypto Futures

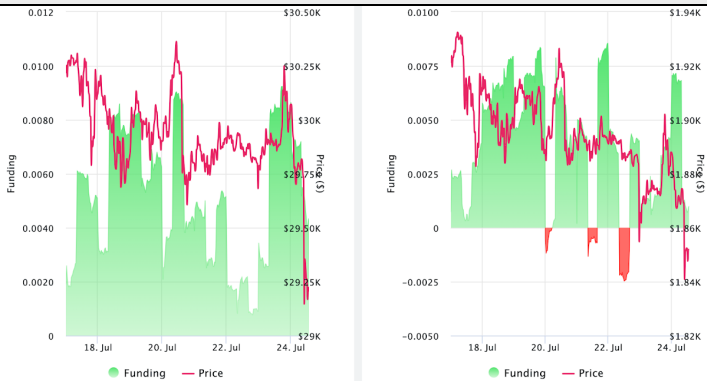
Futures Volume (BTC LHS ; ETH RHS), 1d



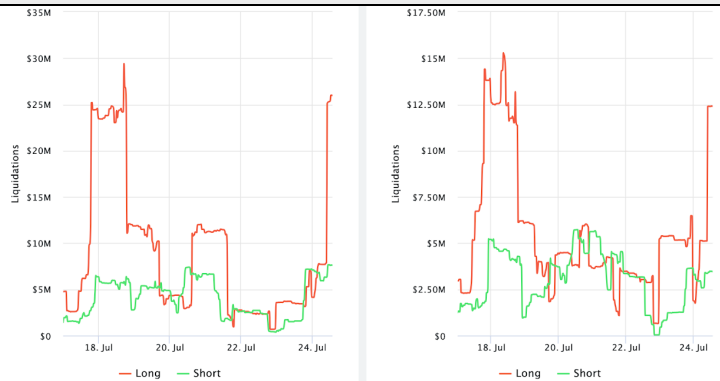
Futures Open Interest (BTC LHS ; ETH RHS)



Volume Weighted Funding Rate (BTC LHS ; ETH RHS), 1d

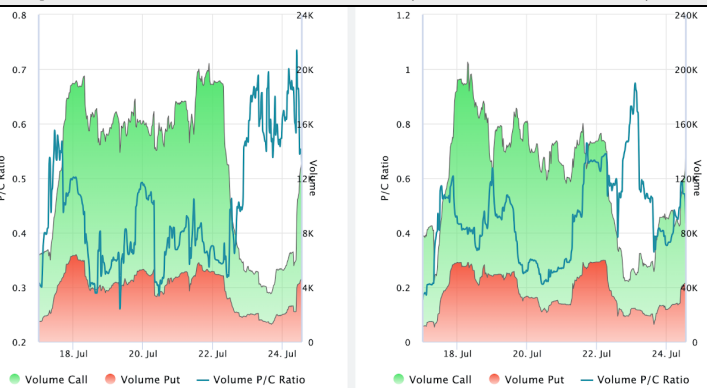


Liquidations (BTC LHS ; ETH RHS), 1d

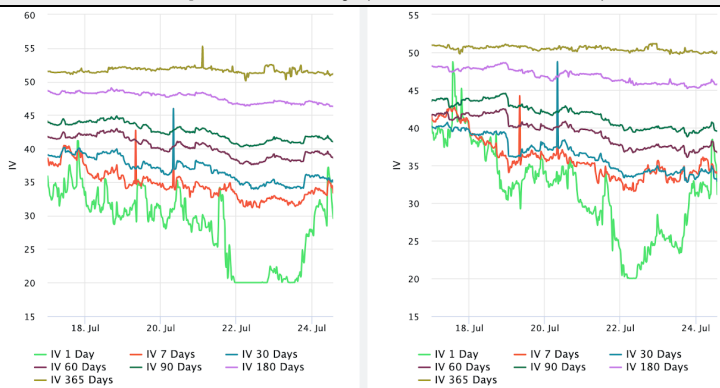


Crypto Options

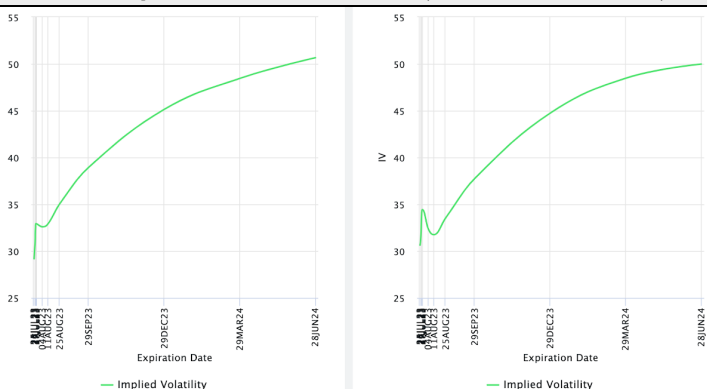
Options Volume & Put/Call Ratio (BTC LHS ; ETH RHS), 1d



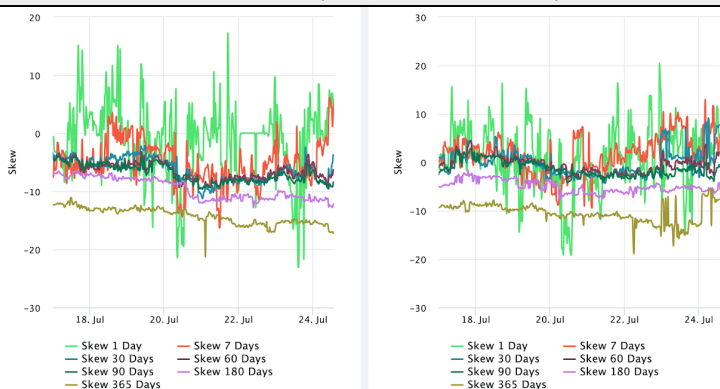
ATM Implied Volatility (BTC LHS ; ETH RHS)



ATM Implied Vol Term Structure (BTC LHS ; ETH RHS)



25 Delta Skew (BTC LHS ; ETH RHS)



About GSR

GSR is a global leader in digital asset trading, market making, OTC derivatives, and investments. We operate in a culture of excellence and leverage our first-rate reputation, deep relationships and proprietary trading technology to move swiftly and capitalize on market opportunities.

GSR's experienced team brings together decades of institutional trading expertise, while our industry-leading proprietary technology stack anchors everything we do.

Our main service areas are: market making; proprietary and algorithmic trading; client execution; structured products; risk management solutions; and portfolio investments.

For more information or if we can help with anything, please see gsr.io or contact us at gsr@gsr.io.

Follow GSR for more content: [Twitter](#) [Telegram](#) [LinkedIn](#)

Authors

Matt Kunke, Research Analyst [Twitter](#) [Telegram](#) [LinkedIn](#)
Brian Rudick, Senior Strategist [Twitter](#) [Telegram](#) [LinkedIn](#)

Required Disclosures

This material is provided by GSR (the "Firm") solely for informational purposes, is intended only for sophisticated, institutional investors and does not constitute an offer or commitment, a solicitation of an offer or commitment, or any advice or recommendation, to enter into or conclude any transaction (whether on the terms shown or otherwise), or to provide investment services in any state or country where such an offer or solicitation or provision would be illegal. The Firm is not and does not act as an advisor or fiduciary in providing this material.

This material is not a research report, and not subject to any of the independence and disclosure standards applicable to research reports prepared pursuant to FINRA or CFTC research rules. This material is not independent of the Firm's proprietary interests, which may conflict with the interests of any counterparty of the Firm. The Firm trades instruments discussed in this material for its own account, may trade contrary to the views expressed in this material, and may have positions in other related instruments.

Information contained herein is based on sources considered to be reliable, but is not guaranteed to be accurate or complete. Any opinions or estimates expressed herein reflect a judgment made by the author(s) as of the date of publication, and are subject to change without notice. Trading and investing in digital assets involves significant risks including price volatility and illiquidity and may not be suitable for all investors. The Firm is not liable whatsoever for any direct or consequential loss arising from the use of this material. Copyright of this material belongs to GSR. Neither this material nor any copy thereof may be taken, reproduced or redistributed, directly or indirectly, without prior written permission of GSR.

Sources

*All options data is based on Deribit and Options-based graphs are from Laevidas based on Deribit data. Market returns are based on price returns for the following ETFs: VOO, QQQ, EWU, EWG, EWJ, and EWH.

CoinGecko	Santiment	DefiLlama	CoinMarketCap	Laevidas
Investing.com	Google Finance	TradingView	Deribit	WorldCoinIndex