

Crypto Leaderboard

Rank	Name	Ticker	Price	24h	7d	30d	24h Vol \$m	MC \$m	1-Year Chart
1	Bitcoin	BTC	\$30,655	0%	1%	13%	8,991	595,142	
2	Ethereum	ETH	\$1,966	3%	5%	4%	9,264	236,329	
3	Tether	USDT	\$1.00	0%	0%	0%	10,252	83,296	
4	BNB	BNB	\$249	1%	5%	-19%	932	38,751	
5	USD Coin	USDC	\$1.00	0%	0%	0%	4,193	27,352	
6	XRP	XRP	\$0.48	0%	0%	-7%	812	25,301	
7	Lido stETH	STETH	\$1,964	3%	5%	3%	29	14,813	
8	Cardano	ADA	\$0.29	1%	2%	-22%	174	10,266	
9	Dogecoin	DOGE	\$0.07	1%	3%	-7%	362	9,481	
10	Litecoin	LTC	\$109	-2%	24%	14%	1,280	8,009	

Top & Bottom Performers - Top 100 Tokens

24h		7 Days		30 Days		90 Days		365 Days	
GRT	23%	COMP	71%	BCH	153%	BCH	129%	KAS	7726%
FIL	17%	BCH	47%	COMP	77%	INJ	61%	INJ	625%
PEPE	16%	XEC	44%	BSV	44%	RNDR	60%	CFX	334%
BIT	14%	MKR	35%	KAS	43%	COMP	44%	LDO	333%
BSV	-4%	SUI	-8%	CFX	-23%	OP	-40%	AXS	-56%
XEC	-6%	APE	-9%	MATIC	-24%	ALGO	-42%	NEAR	-56%
KAS	-7%	CFX	-11%	SUI	-26%	CFX	-44%	SAND	-57%
LEO	-7%	XRD	-20%	APE	-29%	APE	-48%	ALGO	-59%

Category Performance

Category	7d	30d	90d	180d	365d	Ecosystem	7d	30d	90d	180d	365d
Currency	14%	29%	18%	53%	46%	Avalanche	14%	3%	-11%	27%	-6%
Lending	27%	14%	5%	31%	-13%	Solana	4%	2%	-12%	40%	-31%
CEXs	5%	4%	-7%	14%	6%	Polkadot	9%	-2%	-23%	14%	-16%
DEX	6%	-1%	-29%	22%	-21%	Cosmos	3%	-4%	-4%	64%	64%
Privacy	6%	-2%	-24%	-14%	-24%	Gnosis Chain	8%	-6%	-22%	30%	-8%
Other DeFi	10%	-4%	-13%	72%	108%	Tron	3%	-11%	-3%	21%	-2%
Smart Contract	7%	-5%	-19%	20%	-16%	Polygon	3%	-11%	-21%	33%	12%
IoT/Data/Comp.	10%	-6%	-20%	11%	-29%	BSC	3%	-12%	-18%	45%	23%
Scaling	2%	-13%	-35%	17%	17%						
Meme	3%	-14%	-36%	50%	56%						
Gaming/Entertai	3%	-15%	-32%	4%	-48%						

DeFi

Total Value Locked, LTM, \$b	Top TVL By Protocol, \$b	DefiPulse Index, LTM

Trading Volume

Aggregate Volumes by Product, \$b					Top Derivatives Exchanges, \$m and bps					Top Spot Exchanges, \$m		
Product	1d	7d	30d	O/I	Exchange	1d Vol	O/I	Mkr	Tkr	Exchange	Score	1d Vol
Spot	#N/A	n/a	n/a	n/a	Binance	37,365	10,180	2.0	4.0	Binance	9.9	7,571
Perpetuals	#N/A	n/a	n/a	n/a	OKX	14,802	3,660	2.0	5.0	Coinbase	8.5	849
Futures	#N/A	n/a	n/a	n/a	Bybit	8,171	4,970	1.0	6.0	Kraken	8.1	414
Options*	1	8	33	n/a	KuCoin	1,541	1,724	2.0	6.0	KuCoin	7.5	508

Daily Spot Volume, Top 100 Tokens Last 20d, \$b		Top Volume, 1d, \$m		Top Volume, %20d Avg		Low Volume, %20d Avg	
		USDT	23,465	GRT	517%	USDP	27%
		BTC	12,357	FIL	384%	KAVA	33%
		ETH	8,137	FLOW	339%	FRAX	44%
		USDC	3,244	COMP	309%	XRD	49%
		BUSD	2,366	BIT	245%	RETH	61%

Traditional Finance

Global Equity Markets*							SPX vs. BTC, LTM	
	US	US Grwth	UK	Germany	Japan	HK		
1D	1%	2%	1%	2%	1%	0%		
7D	2%	3%	1%	2%	2%	1%		
90D	8%	16%	-1%	0%	5%	-7%		
365D	16%	29%	12%	29%	17%	-12%		

10-Year Treasury Yields							Commodities & FX				
	US	Brazil	UK	Germany	Japan	HK	WTI	Gas	Gold	USD/EUR	USD/JPY
Last	3.83%	10.66%	4.48%	2.43%	0.40%	3.69%	71.4	2.71	1,929	0.92	144.6
1d Chg	0.01	-0.02	0.09	0.03	-0.01	-0.05	1.0%	-3.0%	0.0%	0.0%	0.2%

Correlations

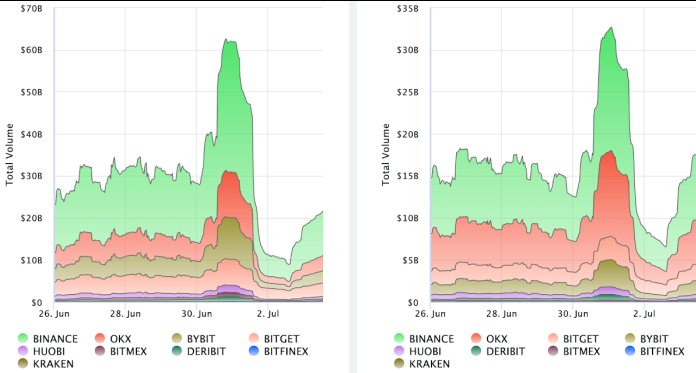
Intra-Crypto Correlations, LTM							Rolling 3M Correlations, LTM	
	BTC	ETH	BNB	XRP	ADA	DOGE		
BTC								
ETH	0.86							
BNB	0.75	0.75						
XRP	0.64	0.66	0.57					
ADA	0.78	0.80	0.73	0.67				
DOGE	0.60	0.63	0.56	0.49	0.64			

Crypto News

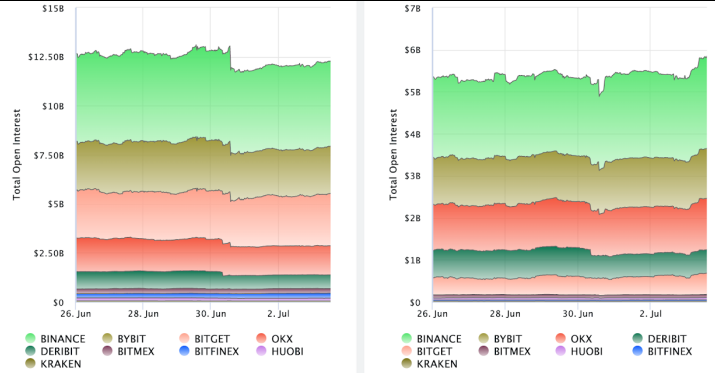
- [Kraken ordered to turn over transaction information by courts - The Block](#)
- [Crypto is 'so back' on Paradigm's website - The Block](#)
- [Cboe updates filings for spot bitcoin ETFs, names Coinbase as SSA partner - The Block](#)
- [Over 60% of institutional investors positive about crypto over the next year, says Binance - The Block](#)
- [Bitcoin pares losses after WSJ report on 'inadequate' spot ETF filings - The Block](#)
- [QuickNode adds support for XRP Ledger - The Block](#)
- [5 blockchain-based social media platforms to know - Cointelegraph](#)
- [Thai SEC bans the use of customer crypto assets for lending and investment - Cointelegraph](#)

Crypto Futures

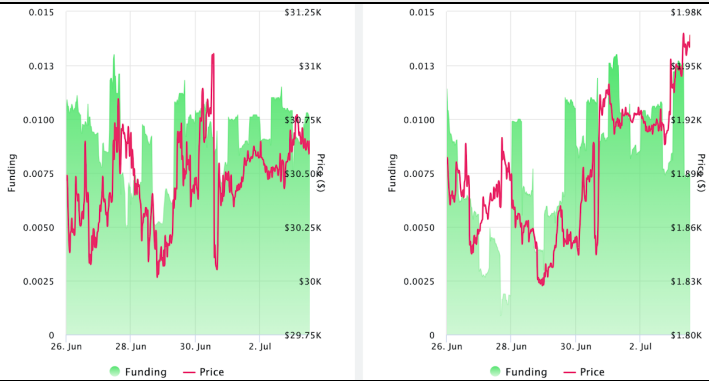
Futures Volume (BTC LHS ; ETH RHS), 1d



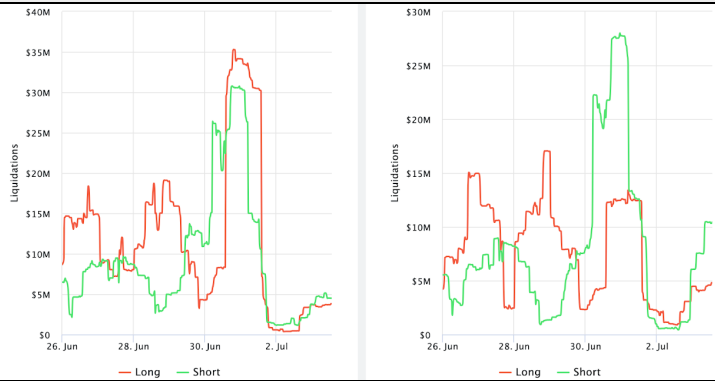
Futures Open Interest (BTC LHS ; ETH RHS)



Volume Weighted Funding Rate (BTC LHS ; ETH RHS), 1d

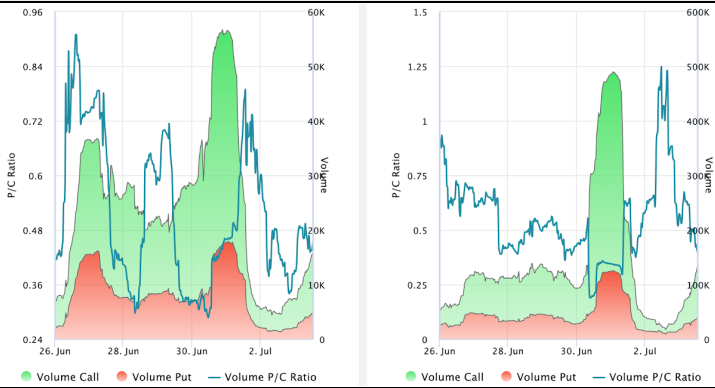


Liquidations (BTC LHS ; ETH RHS), 1d

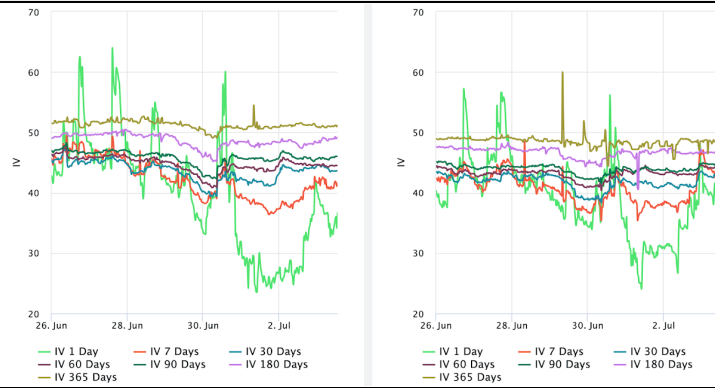


Crypto Options

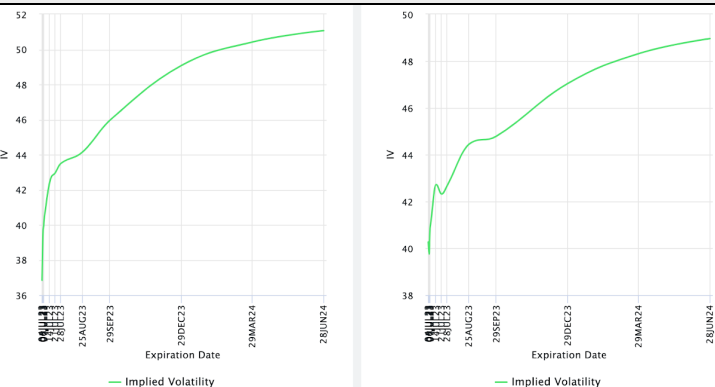
Options Volume & Put/Call Ratio (BTC LHS ; ETH RHS), 1d



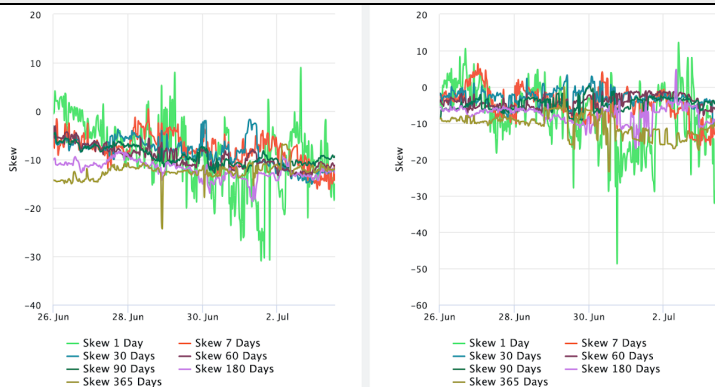
ATM Implied Volatility (BTC LHS ; ETH RHS)



ATM Implied Vol Term Structure (BTC LHS ; ETH RHS)



25 Delta Skew (BTC LHS ; ETH RHS)



About GSR

GSR is a global leader in digital asset trading, market making, OTC derivatives, and investments. We operate in a culture of excellence and leverage our first-rate reputation, deep relationships and proprietary trading technology to move swiftly and capitalize on market opportunities.

GSR's experienced team brings together decades of institutional trading expertise, while our industry-leading proprietary technology stack anchors everything we do.

Our main service areas are: market making; proprietary and algorithmic trading; client execution; structured products; risk management solutions; and portfolio investments.

For more information or if we can help with anything, please see gsr.io or contact us at gsr@gsr.io.

Follow GSR for more content: [Twitter](#) [Telegram](#) [LinkedIn](#)

Authors

Matt Kunke, Research Analyst [Twitter](#) [Telegram](#) [LinkedIn](#)
Brian Rudick, Senior Strategist [Twitter](#) [Telegram](#) [LinkedIn](#)

Required Disclosures

This material is provided by GSR (the "Firm") solely for informational purposes, is intended only for sophisticated, institutional investors and does not constitute an offer or commitment, a solicitation of an offer or commitment, or any advice or recommendation, to enter into or conclude any transaction (whether on the terms shown or otherwise), or to provide investment services in any state or country where such an offer or solicitation or provision would be illegal. The Firm is not and does not act as an advisor or fiduciary in providing this material.

This material is not a research report, and not subject to any of the independence and disclosure standards applicable to research reports prepared pursuant to FINRA or CFTC research rules. This material is not independent of the Firm's proprietary interests, which may conflict with the interests of any counterparty of the Firm. The Firm trades instruments discussed in this material for its own account, may trade contrary to the views expressed in this material, and may have positions in other related instruments.

Information contained herein is based on sources considered to be reliable, but is not guaranteed to be accurate or complete. Any opinions or estimates expressed herein reflect a judgment made by the author(s) as of the date of publication, and are subject to change without notice. Trading and investing in digital assets involves significant risks including price volatility and illiquidity and may not be suitable for all investors. The Firm is not liable whatsoever for any direct or consequential loss arising from the use of this material. Copyright of this material belongs to GSR. Neither this material nor any copy thereof may be taken, reproduced or redistributed, directly or indirectly, without prior written permission of GSR.

Sources

*All options data is based on Deribit and Options-based graphs are from Laevidas based on Deribit data. Market returns are based on price returns for the following ETFs: VOO, QQQ, EWU, EWG, EWJ, and EWH.

CoinGecko	Santiment	DefiLlama	CoinMarketCap	Laevidas
Investing.com	Google Finance	TradingView	Deribit	WorldCoinIndex