

Crypto Leaderboard

Rank	Name	Ticker	Price	24h	7d	30d	24h Vol \$m	MC \$m	1-Year Chart
1	Bitcoin	BTC	\$29,456	1%	1%	-4%	10,513	572,791	
2	Ethereum	ETH	\$1,872	0%	1%	-3%	7,057	226,616	
3	Tether	USDT	\$1.00	0%	0%	0%	14,965	83,809	
4	BNB	BNB	\$244	1%	2%	-2%	395	37,512	
5	XRP	XRP	\$0.71	-2%	1%	49%	1,169	37,210	
6	USD Coin	USDC	\$1.00	0%	0%	0%	3,353	26,546	
7	Lido stETH	STETH	\$1,871	0%	1%	-3%	151	14,850	
8	Dogecoin	DOGE	\$0.08	-1%	5%	16%	484	11,169	
9	Cardano	ADA	\$0.31	0%	3%	8%	170	11,031	
10	Solana	SOL	\$24.6	-2%	4%	32%	428	9,923	

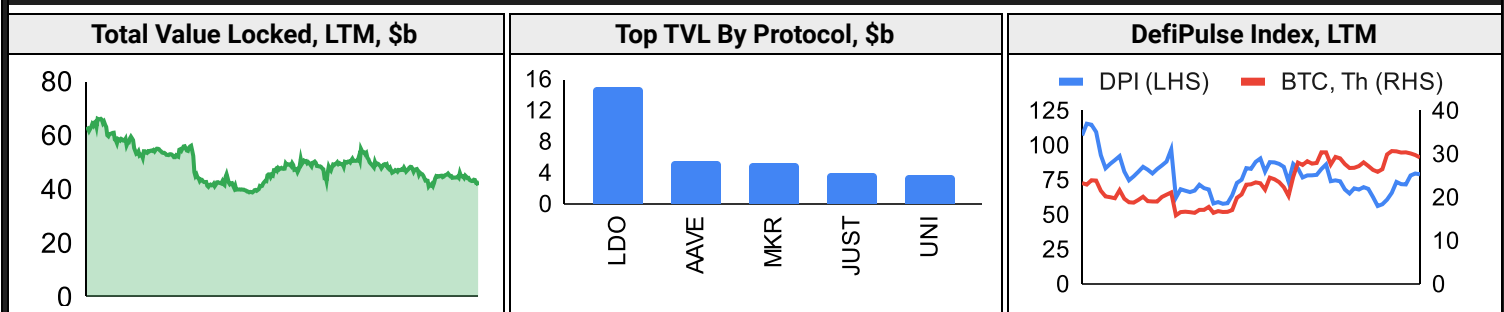
Top & Bottom Performers - Top 100 Tokens

24h		7 Days		30 Days		90 Days		365 Days	
BSV	12%	XDC	24%	XDC	83%	FLEX	511%	KAS	4247%
XDC	7%	MKR	22%	MKR	51%	BCH	112%	FLEX	2835%
FLEX	6%	SHIB	11%	XRP	49%	MKR	82%	INJ	465%
XEC	5%	BSV	11%	KAS	49%	COMP	80%	CFX	230%
AAVE	-4%	MNT	-8%	CRV	-17%	RPL	-40%	SAND	-67%
SNX	-6%	CRV	-12%	BSV	-19%	CFX	-42%	ALGO	-67%
FXS	-7%	TON	-14%	RPL	-22%	FTM	-42%	FLOW	-70%
CRV	-12%	FLEX	-22%	FTM	-22%	APE	-50%	APE	-72%

Category Performance

Category	7d	30d	90d	180d	365d	Ecosystem	7d	30d	90d	180d	365d
Lending	9%	11%	12%	-6%	-28%	Avalanche	5%	11%	-1%	-7%	-26%
Currency	4%	4%	28%	22%	20%	Tron	0%	3%	2%	2%	-5%
IoT/Data/Comp.	1%	-2%	-19%	-28%	-46%	Gnosis Chain	0%	0%	-17%	-19%	-33%
Smart Contract	2%	-2%	-15%	-23%	-40%	Polkadot	1%	-2%	-19%	-26%	-32%
Meme	5%	-3%	-28%	-26%	0%	Cosmos	1%	-3%	-6%	-15%	24%
Gaming/Entertai	0%	-4%	-29%	-44%	-58%	Polygon	1%	-5%	-22%	-23%	-19%
DEX	1%	-4%	-18%	-26%	-45%	BSC	0%	-6%	-25%	-19%	-7%
Scaling	3%	-5%	-32%	-40%	-37%	Solana	1%	-7%	-6%	-22%	-48%
CEXs	1%	-6%	-14%	-17%	-18%						
Other DeFi	-10%	-13%	-27%	-19%	14%						
Privacy	3%	-17%	-31%	-44%	-47%						

DeFi



Trading Volume

Aggregate Volumes by Product, \$b					Top Derivatives Exchanges, \$m and bps					Top Spot Exchanges, \$m		
Product	1d	7d	30d	O/I	Exchange	1d Vol	O/I	Mkr	Tkr	Exchange	Score	1d Vol
Spot	14	82	488	n/a	Binance	27,822	10,218	2.0	4.0	Binance	9.9	5,874
Perpetuals	55	353	2,600	75	OKX	10,379	3,814	2.0	5.0	Coinbase	8.4	699
Futures	0	1	8	1	Bybit	6,354	5,469	1.0	6.0	Kraken	7.9	277
Options*	1	5	23	n/a	KuCoin	1,107	1,697	2.0	6.0	KuCoin	7.4	324

Daily Spot Volume, Top 100 Tokens Last 20d, \$b		Top Volume, 1d, \$m		Top Volume, %20d Avg		Low Volume, %20d Avg	
		USDT	18,482	STETH	614%	MNT	0%
		BTC	11,153	CRV	613%	HT	38%
		ETH	4,845	FRAX	545%	XRD	42%
		USDC	2,652	BSV	291%	XLM	43%
		TUSD	2,112	BNB	289%	TWT	45%

Traditional Finance

Global Equity Markets*							SPX vs. BTC, LTM	
	US	US Grwth	UK	Germany	Japan	HK		
1D	1%	2%	1%	1%	1%	2%		
7D	1%	2%	0%	2%	2%	4%		
90D	11%	20%	0%	1%	9%	-2%		
365D	11%	22%	8%	25%	12%	-5%		

10-Year Treasury Yields							Commodities & FX					
	US	Brazil	UK	Germany	Japan	HK	Last	WTI	Gas	Gold	USD/EUR	USD/JPY
Last	3.96%	10.91%	4.37%	2.48%	0.59%	3.86%	Last	81.3	2.62	2,004	0.91	142.3
1d Chg	0.00	0.00	0.05	0.03	-0.01	-0.06	1d % Chg	0.9%	-0.9%	0.2%	-0.1%	0.8%

Correlations

Intra-Crypto Correlations, LTM							Rolling 3M Correlations, LTM	
	BTC	ETH	BNB	XRP	DOGE	ADA		
BTC								
ETH	0.87							
BNB	0.73	0.73						
XRP	0.49	0.54	0.45					
DOGE	0.57	0.63	0.55	0.39				
ADA	0.75	0.79	0.71	0.68	0.61			

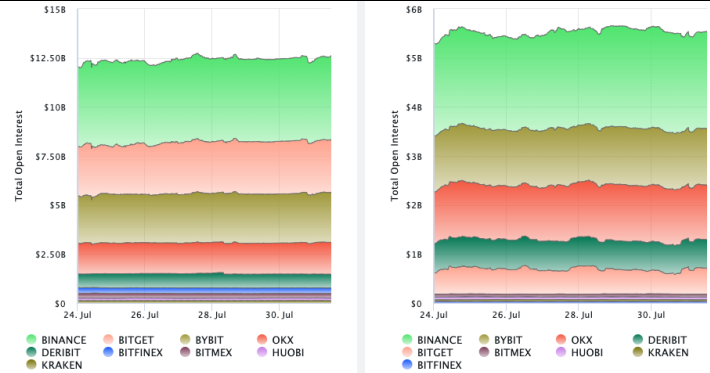
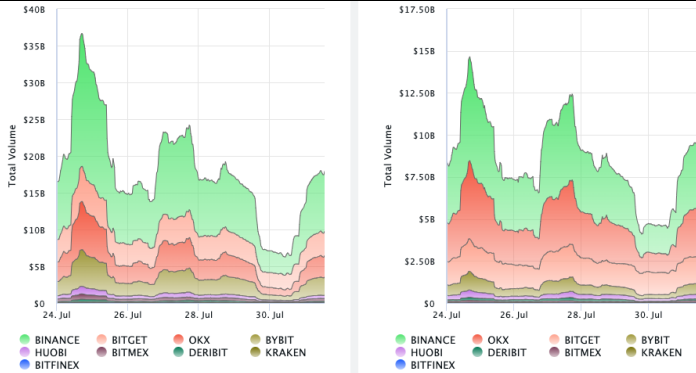
Crypto News

- [Coinbase CEO says SEC told it to delist everything but Bitcoin: Report - Cointelegraph](#)
- [South Korea to pilot CBDC in one of these three cities, not Seoul - Cointelegraph](#)
- [Binance Wins Operational License in Dubai - CoinDesk](#)
- [Meme Coin Mania Drives Degens to Base, the Ethereum Level-2 Chain from Coinbase - Decrypt](#)
- [Blockchain could save financial institutions \\$10B by 2030: Ripple - Cointelegraph](#)
- [Breaking: Curve Finance pools exploited in over \\$47M due to reentrancy vulnerability - Cointelegraph](#)
- [Another Ethereum ICO participant moves coins for first time in 8 years - The Block](#)
- [DoJ continues push to revoke Bankman-Fried's bond, files to federal judge - The Block](#)

Crypto Futures

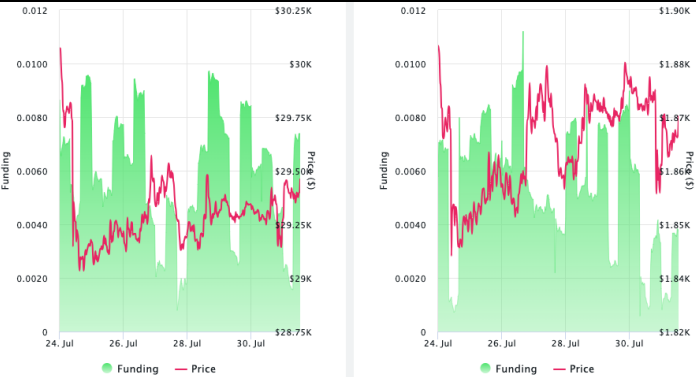
Futures Volume (BTC LHS ; ETH RHS), 1d

Futures Open Interest (BTC LHS ; ETH RHS)



Volume Weighted Funding Rate (BTC LHS ; ETH RHS), 1d

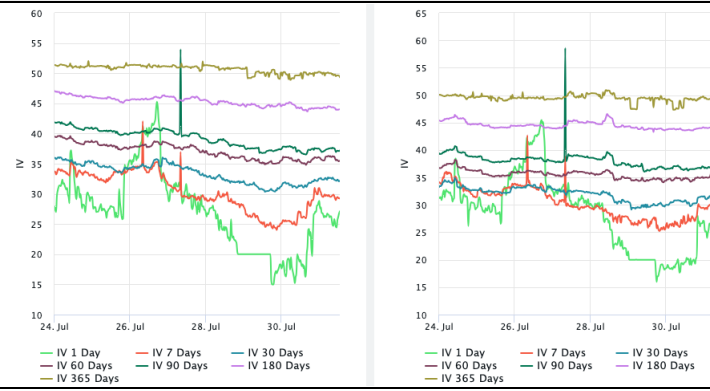
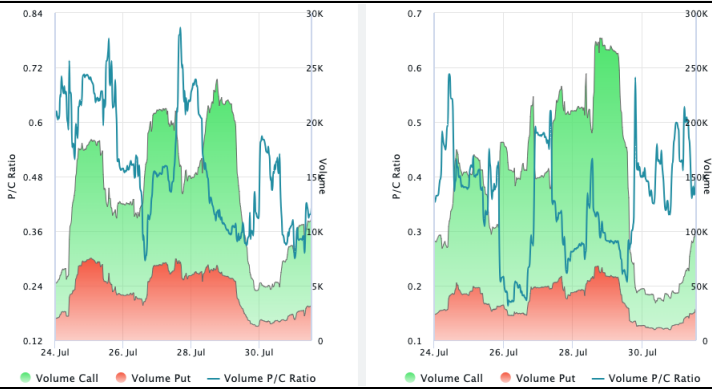
Liquidations (BTC LHS ; ETH RHS), 1d



Crypto Options

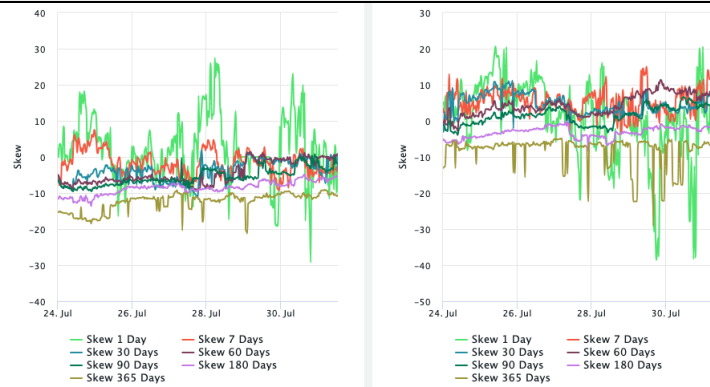
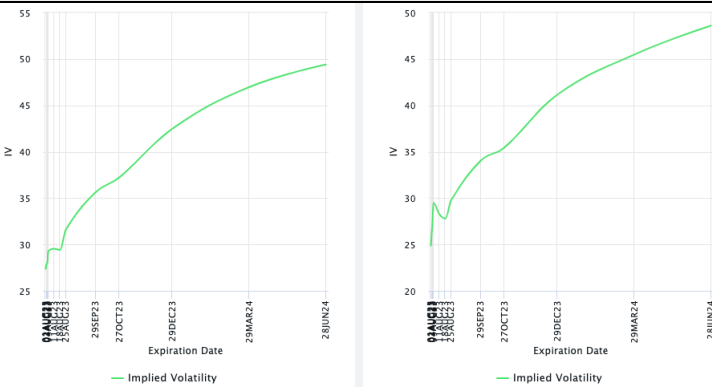
Options Volume & Put/Call Ratio (BTC LHS ; ETH RHS), 1d

ATM Implied Volatility (BTC LHS ; ETH RHS)



ATM Implied Vol Term Structure (BTC LHS ; ETH RHS)

25 Delta Skew (BTC LHS ; ETH RHS)



About GSR

GSR is a global leader in digital asset trading, market making, OTC derivatives, and investments. We operate in a culture of excellence and leverage our first-rate reputation, deep relationships and proprietary trading technology to move swiftly and capitalize on market opportunities.

GSR's experienced team brings together decades of institutional trading expertise, while our industry-leading proprietary technology stack anchors everything we do.

Our main service areas are: market making; proprietary and algorithmic trading; client execution; structured products; risk management solutions; and portfolio investments.

For more information or if we can help with anything, please see gsr.io or contact us at gsr@gsr.io.

Follow GSR for more content: [Twitter](#) [Telegram](#) [LinkedIn](#)

Authors

Matt Kunke, Research Analyst [Twitter](#) [Telegram](#) [LinkedIn](#)
Brian Rudick, Senior Strategist [Twitter](#) [Telegram](#) [LinkedIn](#)

Required Disclosures

This material is provided by GSR (the "Firm") solely for informational purposes, is intended only for sophisticated, institutional investors and does not constitute an offer or commitment, a solicitation of an offer or commitment, or any advice or recommendation, to enter into or conclude any transaction (whether on the terms shown or otherwise), or to provide investment services in any state or country where such an offer or solicitation or provision would be illegal. The Firm is not and does not act as an advisor or fiduciary in providing this material.

This material is not a research report, and not subject to any of the independence and disclosure standards applicable to research reports prepared pursuant to FINRA or CFTC research rules. This material is not independent of the Firm's proprietary interests, which may conflict with the interests of any counterparty of the Firm. The Firm trades instruments discussed in this material for its own account, may trade contrary to the views expressed in this material, and may have positions in other related instruments.

Information contained herein is based on sources considered to be reliable, but is not guaranteed to be accurate or complete. Any opinions or estimates expressed herein reflect a judgment made by the author(s) as of the date of publication, and are subject to change without notice. Trading and investing in digital assets involves significant risks including price volatility and illiquidity and may not be suitable for all investors. The Firm is not liable whatsoever for any direct or consequential loss arising from the use of this material. Copyright of this material belongs to GSR. Neither this material nor any copy thereof may be taken, reproduced or redistributed, directly or indirectly, without prior written permission of GSR.

Sources

*All options data is based on Deribit and Options-based graphs are from Laevidas based on Deribit data. Market returns are based on price returns for the following ETFs: VOO, QQQ, EWU, EWG, EWJ, and EWH.

CoinGecko	Santiment	DefiLlama	CoinMarketCap	Laevidas
Investing.com	Google Finance	TradingView	Deribit	WorldCoinIndex