

## Crypto Leaderboard

Rank	Name	Ticker	Price	24h	7d	30d	24h Vol \$m	MC \$m	1-Year Chart
1	Bitcoin	BTC	\$30,262	-3%	1%	17%	12,639	587,681	
2	Ethereum	ETH	\$1,899	-3%	3%	5%	7,204	228,313	
3	Tether	USDT	\$1.00	0%	0%	0%	12,505	83,394	
4	BNB	BNB	\$238	-3%	3%	-14%	719	37,112	
5	USD Coin	USDC	\$1.00	0%	0%	0%	3,456	27,721	
6	XRP	XRP	\$0.48	-2%	1%	-7%	796	24,910	
7	Lido stETH	STETH	\$1,900	-3%	3%	5%	23	14,337	
8	Cardano	ADA	\$0.28	-4%	5%	-19%	193	9,981	
9	Dogecoin	DOGE	\$0.07	-3%	5%	0%	492	9,351	
10	Solana	SOL	\$18.7	-4%	16%	-7%	337	7,539	

## Top & Bottom Performers - Top 100 Tokens

24h		7 Days		30 Days		90 Days		365 Days	
XDC	1%	MKR	48%	BCH	138%	BCH	106%	KAS	7899%
GT	1%	XEC	33%	PEPE	56%	RNDR	53%	INJ	565%
GUSD	0%	AAVE	22%	MKR	54%	INJ	48%	CFX	298%
USDD	0%	FLOW	21%	KAS	48%	MKR	39%	RNDR	296%
BCH	-8%	APE	-7%	ADA	-19%	OP	-45%	NEAR	-60%
BSV	-9%	CFX	-11%	MATIC	-20%	ALGO	-46%	FLOW	-61%
APT	-9%	KAS	-17%	RPL	-20%	CFX	-49%	ALGO	-62%
KAS	-10%	XRD	-23%	APE	-27%	APE	-51%	SAND	-64%

## Category Performance

Category	7d	30d	90d	180d	365d	Ecosystem	7d	30d	90d	180d	365d
Currency	9%	27%	10%	42%	36%	Avalanche	14%	8%	-15%	21%	-12%
Lending	24%	19%	2%	28%	-15%	Solana	4%	6%	-15%	33%	-34%
CEXs	0%	8%	-8%	15%	2%	Gnosis Chain	10%	-1%	-24%	26%	-14%
Privacy	10%	6%	-23%	-15%	-26%	Polkadot	6%	-1%	-27%	9%	-20%
DEX	6%	3%	-30%	17%	-29%	Cosmos	5%	-1%	-8%	55%	52%
IoT/Data/Comp.	12%	2%	-21%	9%	-32%	Tron	2%	-3%	-4%	23%	-6%
Other DeFi	9%	0%	-16%	61%	90%	BSC	3%	-6%	-23%	36%	14%
Smart Contract	7%	-2%	-22%	14%	-22%	Polygon	5%	-6%	-24%	27%	3%
Scaling	2%	-10%	-37%	9%	7%						
Meme	2%	-11%	-36%	41%	43%						
Gaming/Entertai	6%	-11%	-35%	-3%	-52%						

## DeFi

Total Value Locked, LTM, \$b	Top TVL By Protocol, \$b	DefiPulse Index, LTM

## Trading Volume

Aggregate Volumes by Product, \$b					Top Derivatives Exchanges, \$m and bps					Top Spot Exchanges, \$m		
Product	1d	7d	30d	O/I	Exchange	1d Vol	O/I	Mkr	Tkr	Exchange	Score	1d Vol
Spot	17	136	579	n/a	Binance	38,681	9,899	2.0	4.0	Binance	9.9	7,501
Perpetuals	95	1,160	4,250	100	OKX	12,831	3,549	2.0	5.0	Coinbase	8.4	759
Futures	0	3	14	1	Bybit	8,744	4,956	1.0	6.0	Kraken	8.2	446
Options*	1	7	33	n/a	KuCoin	1,600	1,690	2.0	6.0	KuCoin	7.5	474

Daily Spot Volume, Top 100 Tokens Last 20d, \$b				Top Volume, 1d, \$m		Top Volume, %20d Avg		Low Volume, %20d Avg	
				USDT	21,668	BIT	198%	RETH	30%
				BTC	12,598	MKR	182%	KAVA	44%
				ETH	6,034	FIL	166%	CFX	45%
				USDC	2,955	DOGE	165%	XEC	49%
				BUSD	2,151	AAVE	158%	QNT	51%

## Traditional Finance

Global Equity Markets*							SPX vs. BTC, LTM	
	US	US Grwth	UK	Germany	Japan	HK		
1D	0%	0%	-1%	-1%	-1%	-1%		
7D	1%	1%	0%	0%	0%	0%		
90D	8%	16%	-3%	-2%	7%	-7%		
365D	16%	29%	10%	27%	17%	-12%		

10-Year Treasury Yields							Commodities & FX					
	US	Brazil	UK	Germany	Japan	HK						
Last	3.87%	10.67%	4.49%	2.44%	0.38%	3.69%	Last	WTI	Gas	Gold	USD/EUR	USD/JPY
1d Chg	0.02	-0.02	0.07	-0.02	0.00	-0.06	1d % Chg	3.2%	1.9%	0.6%	-0.2%	-0.1%

## Correlations

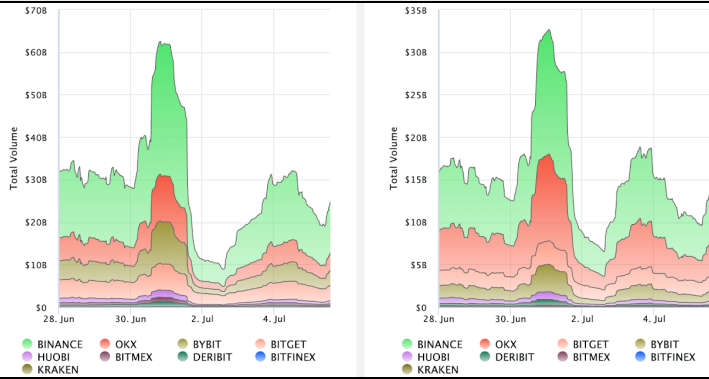
Intra-Crypto Correlations, LTM							Rolling 3M Correlations, LTM	
	BTC	ETH	BNB	XRP	ADA	DOGE		
BTC								
ETH	0.86							
BNB	0.74	0.75						
XRP	0.64	0.66	0.57					
ADA	0.78	0.80	0.73	0.68				
DOGE	0.60	0.63	0.56	0.49	0.64			

## Crypto News

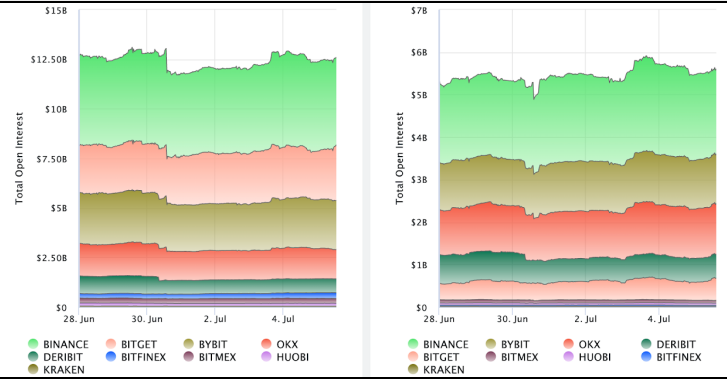
- [UK financial regulator issues compliance deadline for crypto promotions - The Block](#)
- [Crypto market comeback hasn't helped stablecoin volumes, says Fitch - The Block](#)
- [Bitget launches crypto loans product despite 2022 troubles in the sector - The Block](#)
- [Gemini's Winklevoss demands \\$1.47 billion payment from DCG in 'final offer' - The Block](#)
- [Crypto funds saw over \\$120 million in inflows last week - The Block](#)
- [Number of large holders in CME bitcoin futures is surging - The Block](#)
- [US reportedly plans to restrict China's access to cloud computing services - Cointelegraph](#)
- [UAE free zone teams up with HBAR Foundation to support Web3 startups - Cointelegraph](#)

## Crypto Futures

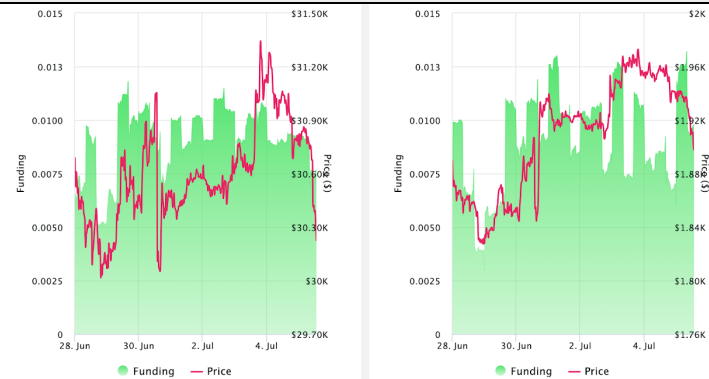
### Futures Volume (BTC LHS ; ETH RHS), 1d



### Futures Open Interest (BTC LHS ; ETH RHS)



### Volume Weighted Funding Rate (BTC LHS ; ETH RHS), 1d

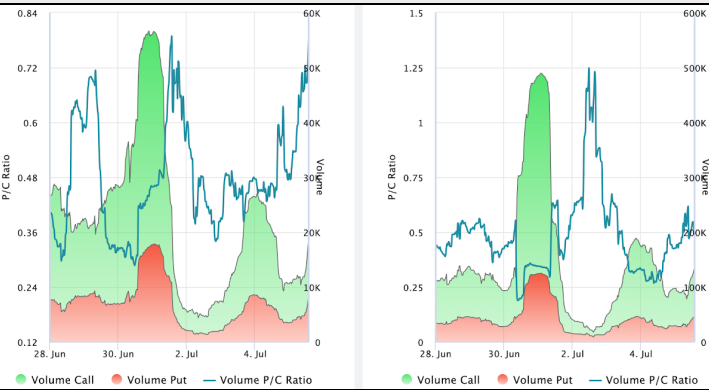


### Liquidations (BTC LHS ; ETH RHS), 1d

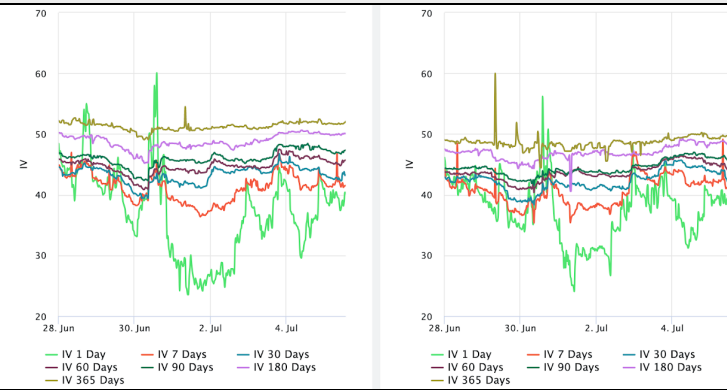


## Crypto Options

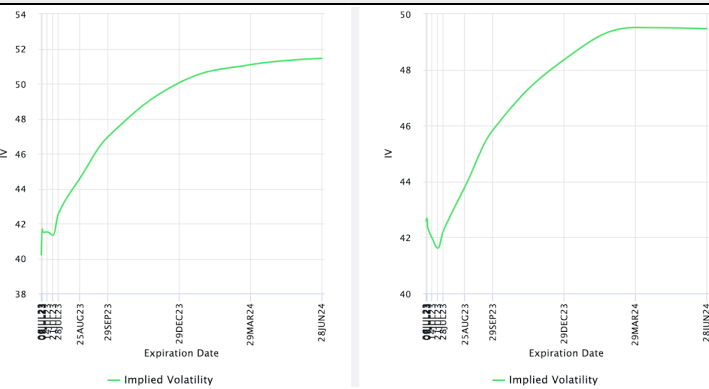
### Options Volume & Put/Call Ratio (BTC LHS ; ETH RHS), 1d



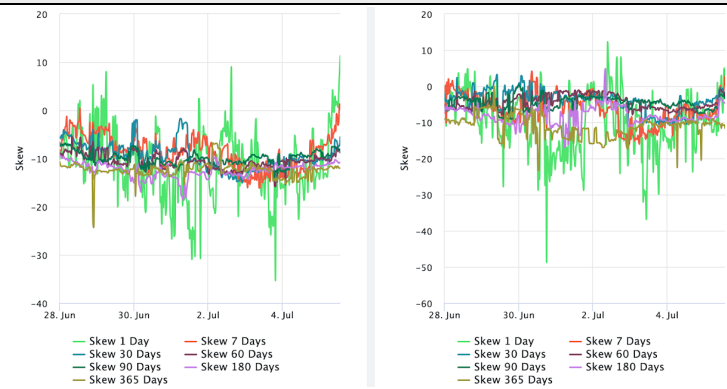
### ATM Implied Volatility (BTC LHS ; ETH RHS)



### ATM Implied Vol Term Structure (BTC LHS ; ETH RHS)



### 25 Delta Skew (BTC LHS ; ETH RHS)



### About GSR

GSR is a global leader in digital asset trading, market making, OTC derivatives, and investments. We operate in a culture of excellence and leverage our first-rate reputation, deep relationships and proprietary trading technology to move swiftly and capitalize on market opportunities.

GSR's experienced team brings together decades of institutional trading expertise, while our industry-leading proprietary technology stack anchors everything we do.

Our main service areas are: market making; proprietary and algorithmic trading; client execution; structured products; risk management solutions; and portfolio investments.

For more information or if we can help with anything, please see [gsr.io](https://gsr.io) or contact us at [gsr@gsr.io](mailto:gsr@gsr.io).

Follow GSR for more content: [Twitter](#) [Telegram](#) [LinkedIn](#)

### Authors

Matt Kunke, Research Analyst [Twitter](#) [Telegram](#) [LinkedIn](#)  
Brian Rudick, Senior Strategist [Twitter](#) [Telegram](#) [LinkedIn](#)

### Required Disclosures

*This material is provided by GSR (the "Firm") solely for informational purposes, is intended only for sophisticated, institutional investors and does not constitute an offer or commitment, a solicitation of an offer or commitment, or any advice or recommendation, to enter into or conclude any transaction (whether on the terms shown or otherwise), or to provide investment services in any state or country where such an offer or solicitation or provision would be illegal. The Firm is not and does not act as an advisor or fiduciary in providing this material.*

*This material is not a research report, and not subject to any of the independence and disclosure standards applicable to research reports prepared pursuant to FINRA or CFTC research rules. This material is not independent of the Firm's proprietary interests, which may conflict with the interests of any counterparty of the Firm. The Firm trades instruments discussed in this material for its own account, may trade contrary to the views expressed in this material, and may have positions in other related instruments.*

*Information contained herein is based on sources considered to be reliable, but is not guaranteed to be accurate or complete. Any opinions or estimates expressed herein reflect a judgment made by the author(s) as of the date of publication, and are subject to change without notice. Trading and investing in digital assets involves significant risks including price volatility and illiquidity and may not be suitable for all investors. The Firm is not liable whatsoever for any direct or consequential loss arising from the use of this material. Copyright of this material belongs to GSR. Neither this material nor any copy thereof may be taken, reproduced or redistributed, directly or indirectly, without prior written permission of GSR.*

### Sources

\*All options data is based on Deribit and Options-based graphs are from Laevidas based on Deribit data. Market returns are based on price returns for the following ETFs: VOO, QQQ, EWU, EWG, EWJ, and EWH.

CoinGecko	Santiment	DefiLlama	CoinMarketCap	Laevidas
Investing.com	Google Finance	TradingView	Deribit	WorldCoinIndex