

## Crypto Leaderboard

Rank	Name	Ticker	Price	24h	7d	30d	24h Vol \$m	MC \$m	1-Year Chart
1	Bitcoin	BTC	\$30,418	0%	-1%	12%	14,887	589,889	
2	Ethereum	ETH	\$1,894	-1%	2%	1%	8,420	227,413	
3	Tether	USDT	\$1.00	0%	0%	0%	24,721	83,337	
4	BNB	BNB	\$238	0%	1%	-15%	555	37,090	
5	USD Coin	USDC	\$1.00	0%	0%	0%	3,759	27,582	
6	XRP	XRP	\$0.47	-1%	0%	-11%	702	24,627	
7	Lido stETH	STETH	\$1,895	0%	2%	1%	9	14,319	
8	Cardano	ADA	\$0.28	-1%	3%	-20%	214	9,936	
9	Dogecoin	DOGE	\$0.07	-1%	4%	-6%	293	9,258	
10	Solana	SOL	\$19.6	4%	11%	-4%	458	7,849	

## Top & Bottom Performers - Top 100 Tokens

24h		7 Days		30 Days		90 Days		365 Days	
XEC	17%	XEC	55%	BCH	147%	BCH	127%	KAS	7175%
BCH	8%	MKR	37%	COMP	73%	RNDR	51%	INJ	536%
FXS	7%	FLOW	22%	MKR	51%	INJ	46%	RNDR	283%
SOL	4%	FXS	20%	XEC	49%	MKR	41%	CFX	270%
FIL	-3%	SNX	-9%	SUI	-21%	OP	-46%	FLOW	-61%
WOO	-4%	CFX	-10%	CFX	-22%	ALGO	-46%	NEAR	-62%
LTC	-4%	XRD	-12%	RPL	-22%	CFX	-49%	ALGO	-62%
KAS	-7%	KAS	-22%	APE	-35%	APE	-51%	SAND	-66%

## Category Performance

Category	7d	30d	90d	180d	365d	Ecosystem	7d	30d	90d	180d	365d
Currency	7%	25%	13%	44%	36%	Avalanche	9%	5%	-14%	19%	-14%
Lending	9%	15%	3%	26%	-17%	Solana	2%	4%	-13%	35%	-34%
CEXs	-3%	5%	-8%	14%	0%	Polkadot	4%	-3%	-26%	7%	-22%
Privacy	9%	4%	-23%	-15%	-28%	Tron	2%	-4%	-4%	24%	-6%
DEX	0%	-1%	-30%	16%	-32%	Cosmos	4%	-4%	-8%	52%	50%
IoT/Data/Comp.	8%	-3%	-23%	6%	-35%	Gnosis Chain	7%	-5%	-25%	23%	-17%
Smart Contract	5%	-4%	-21%	15%	-23%	BSC	1%	-9%	-23%	34%	10%
Other DeFi	5%	-4%	-16%	59%	82%	Polygon	2%	-10%	-24%	23%	0%
Scaling	1%	-13%	-36%	8%	3%						
Meme	0%	-14%	-36%	41%	39%						
Gaming/Entertai	3%	-14%	-37%	-6%	-54%						

## DeFi

Total Value Locked, LTM, \$b	Top TVL By Protocol, \$b	DefiPulse Index, LTM

## Trading Volume

Aggregate Volumes by Product, \$b					Top Derivatives Exchanges, \$m and bps					Top Spot Exchanges, \$m		
Product	1d	7d	30d	O/I	Exchange	1d Vol	O/I	Mkr	Tkr	Exchange	Score	1d Vol
Spot	20	136	587	n/a	Binance	48,283	9,876	2.0	4.0	Binance	9.9	8,912
Perpetuals	182	1,180	4,320	94	OKX	17,183	3,564	2.0	5.0	Coinbase	8.4	1,127
Futures	0	3	14	1	Bybit	10,774	4,931	1.0	6.0	Kraken	8.1	589
Options*	2	8	33	n/a	KuCoin	1,913	1,710	2.0	6.0	KuCoin	7.4	535

Daily Spot Volume, Top 100 Tokens Last 20d, \$b				Top Volume, 1d, \$m		Top Volume, %20d Avg		Low Volume, %20d Avg	
				USDT	25,807	MKR	288%	SUI	44%
				BTC	17,310	FXS	261%	STX	51%
				ETH	7,283	XEC	215%	CFX	52%
				USDC	3,637	GUSD	196%	AXS	54%
				TUSD	2,557	FIL	161%	APE	58%

## Traditional Finance

Global Equity Markets*							SPX vs. BTC, LTM	
	US	US Grwth	UK	Germany	Japan	HK		
1D	-1%	-1%	-2%	-2%	-2%	-3%		
7D	0%	0%	-2%	-2%	-1%	-2%		
90D	7%	15%	-5%	-4%	5%	-10%		
365D	14%	26%	8%	25%	15%	-14%		

10-Year Treasury Yields							Commodities & FX					
	US	Brazil	UK	Germany	Japan	HK	Last	WTI	Gas	Gold	USD/EUR	USD/JPY
Last	4.06%	10.74%	4.72%	2.60%	0.42%	3.78%	Last	70.5	2.61	1,915	#N/A	#N/A
1d Chg	0.12	0.00	0.22	0.12	0.01	-0.05	1d % Chg	-1.9%	-1.7%	-0.6%	#N/A	#N/A

## Correlations

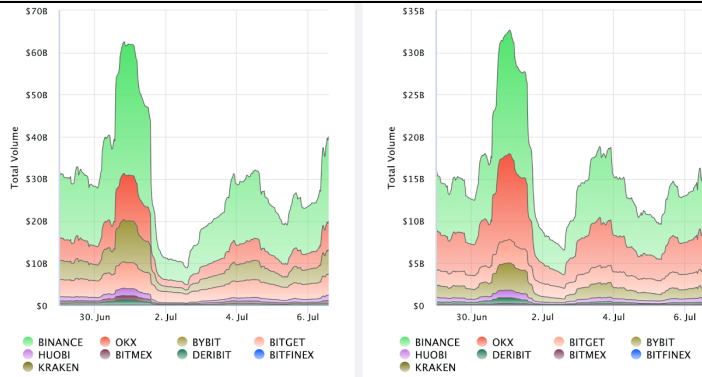
Intra-Crypto Correlations, LTM							Rolling 3M Correlations, LTM	
	BTC	ETH	BNB	XRP	ADA	DOGE		
BTC								
ETH	0.86							
BNB	0.74	0.74						
XRP	0.64	0.66	0.57					
ADA	0.78	0.80	0.73	0.67				
DOGE	0.60	0.63	0.56	0.49	0.64			

## Crypto News

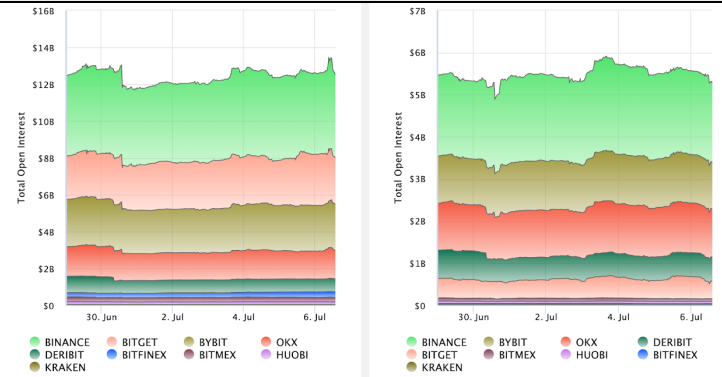
- [Coinbase director finds lost crypto worth \\$320,000 for stranger - The Block](#)
- [Coinbase ends trading session lower following downgrade - The Block](#)
- [Bank of England teams up with wallet maker for CBDC privacy - The Block](#)
- [Ethereum Layer 2 network Starknet plans 'Quantum Leap' upgrade on July 13 - The Block](#)
- [Celsius moves \\$70 million of altcoins following ruling it can swap to bitcoin and ether - The Block](#)
- [Nasdaq files for Valkyrie bitcoin ETF, lists Coinbase as surveillance sharing partner - The Block](#)
- [Mastercard AI-powered tool to help banks fight fraud - Cointelegraph](#)
- [Namibia passes bill to regulate crypto and digital assets - Cointelegraph](#)

## Crypto Futures

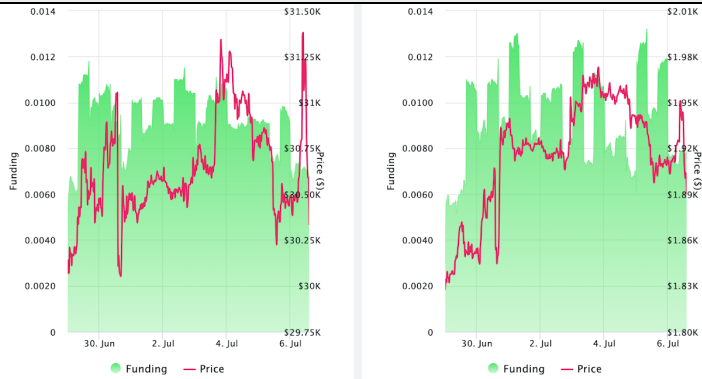
### Futures Volume (BTC LHS ; ETH RHS), 1d



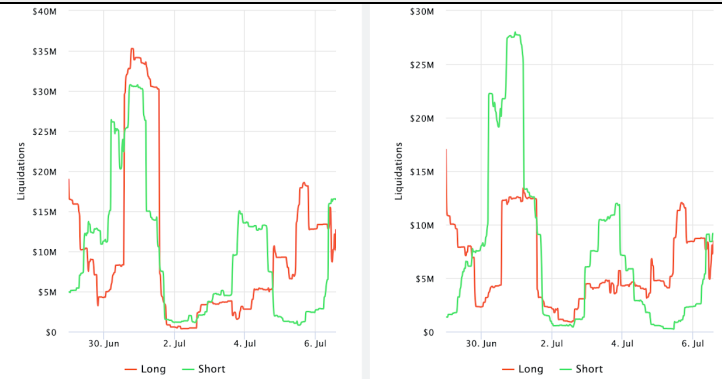
### Futures Open Interest (BTC LHS ; ETH RHS)



### Volume Weighted Funding Rate (BTC LHS ; ETH RHS), 1d

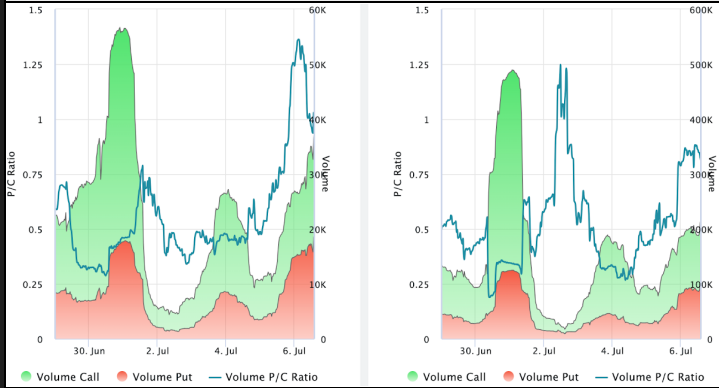


### Liquidations (BTC LHS ; ETH RHS), 1d

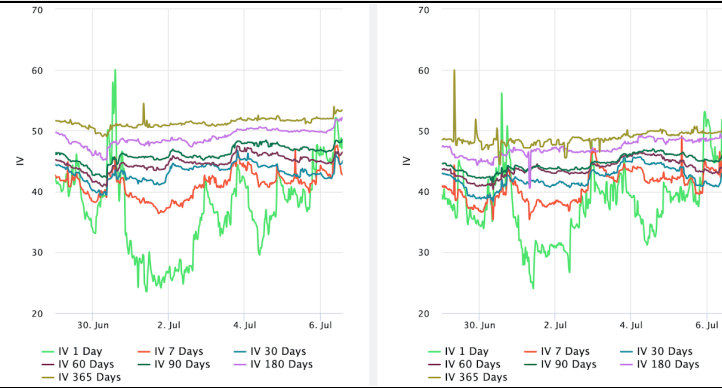


## Crypto Options

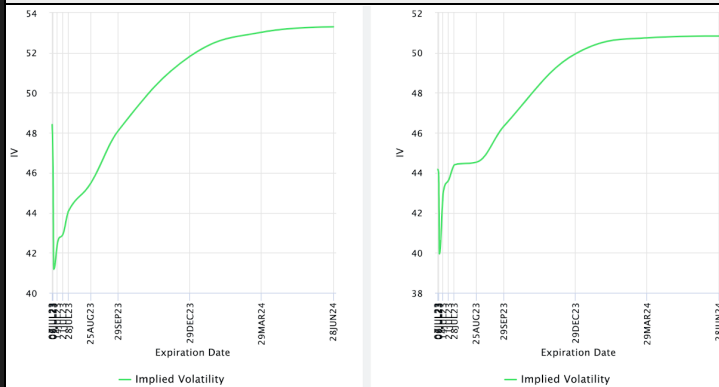
### Options Volume & Put/Call Ratio (BTC LHS ; ETH RHS), 1d



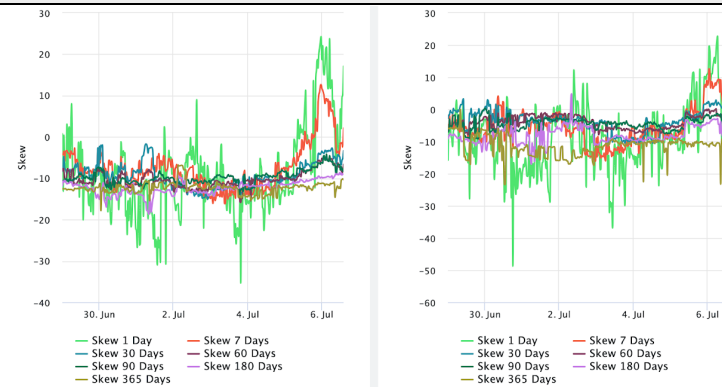
### ATM Implied Volatility (BTC LHS ; ETH RHS)



### ATM Implied Vol Term Structure (BTC LHS ; ETH RHS)



### 25 Delta Skew (BTC LHS ; ETH RHS)



### About GSR

GSR is a global leader in digital asset trading, market making, OTC derivatives, and investments. We operate in a culture of excellence and leverage our first-rate reputation, deep relationships and proprietary trading technology to move swiftly and capitalize on market opportunities.

GSR's experienced team brings together decades of institutional trading expertise, while our industry-leading proprietary technology stack anchors everything we do.

Our main service areas are: market making; proprietary and algorithmic trading; client execution; structured products; risk management solutions; and portfolio investments.

For more information or if we can help with anything, please see [gsr.io](https://gsr.io) or contact us at [gsr@gsr.io](mailto:gsr@gsr.io).

Follow GSR for more content: [Twitter](#) [Telegram](#) [LinkedIn](#)

### Authors

Matt Kunke, Research Analyst [Twitter](#) [Telegram](#) [LinkedIn](#)  
Brian Rudick, Senior Strategist [Twitter](#) [Telegram](#) [LinkedIn](#)

### Required Disclosures

*This material is provided by GSR (the "Firm") solely for informational purposes, is intended only for sophisticated, institutional investors and does not constitute an offer or commitment, a solicitation of an offer or commitment, or any advice or recommendation, to enter into or conclude any transaction (whether on the terms shown or otherwise), or to provide investment services in any state or country where such an offer or solicitation or provision would be illegal. The Firm is not and does not act as an advisor or fiduciary in providing this material.*

*This material is not a research report, and not subject to any of the independence and disclosure standards applicable to research reports prepared pursuant to FINRA or CFTC research rules. This material is not independent of the Firm's proprietary interests, which may conflict with the interests of any counterparty of the Firm. The Firm trades instruments discussed in this material for its own account, may trade contrary to the views expressed in this material, and may have positions in other related instruments.*

*Information contained herein is based on sources considered to be reliable, but is not guaranteed to be accurate or complete. Any opinions or estimates expressed herein reflect a judgment made by the author(s) as of the date of publication, and are subject to change without notice. Trading and investing in digital assets involves significant risks including price volatility and illiquidity and may not be suitable for all investors. The Firm is not liable whatsoever for any direct or consequential loss arising from the use of this material. Copyright of this material belongs to GSR. Neither this material nor any copy thereof may be taken, reproduced or redistributed, directly or indirectly, without prior written permission of GSR.*

### Sources

\*All options data is based on Deribit and Options-based graphs are from Laevidas based on Deribit data. Market returns are based on price returns for the following ETFs: VOO, QQQ, EWU, EWG, EWJ, and EWH.

CoinGecko	Santiment	DefiLlama	CoinMarketCap	Laevidas
Investing.com	Google Finance	TradingView	Deribit	WorldCoinIndex