

Crypto Leaderboard

Rank	Name	Ticker	Price	24h	7d	30d	24h Vol \$m	MC \$m	1-Year Chart
1	Bitcoin	BTC	\$29,330	0%	0%	-3%	10,271	570,726	
2	Ethereum	ETH	\$1,838	0%	0%	-4%	3,988	220,749	
3	Tether	USDT	\$1.00	0%	0%	0%	13,329	83,294	
4	BNB	BNB	\$239	-1%	-2%	-2%	330	36,710	
5	XRP	XRP	\$0.63	0%	1%	-16%	820	32,995	
6	USD Coin	USDC	\$1.00	0%	0%	0%	2,325	25,960	
7	Lido stETH	STETH	\$1,836	0%	0%	-4%	10	14,918	
8	Dogecoin	DOGE	\$0.07	-1%	0%	6%	406	10,402	
9	Cardano	ADA	\$0.29	0%	-1%	-8%	115	10,096	
10	Solana	SOL	\$24.9	2%	7%	-9%	408	10,085	

Top & Bottom Performers - Top 100 Tokens

24h		7 Days		30 Days		90 Days		365 Days	
FLEX	16%	RUNE	62%	FLEX	108%	FLEX	693%	RLB	11645%
RUNE	13%	RLB	58%	XDC	84%	RLB	293%	FLEX	4112%
XRD	11%	TON	22%	RLB	80%	BCH	97%	KAS	2695%
HBAR	10%	HBAR	22%	RUNE	52%	KAS	96%	INJ	312%
XDC	-3%	MNT	-10%	INJ	-18%	FTM	-38%	ALGO	-69%
INJ	-4%	XDC	-11%	EGLD	-18%	APE	-41%	SAND	-70%
PEPE	-5%	OP	-11%	RPL	-25%	RPL	-47%	NEAR	-75%
KAS	-9%	KAS	-16%	CRV	-28%	SUI	-52%	FLOW	-80%

Category Performance

Category	7d	30d	90d	180d	365d	Ecosystem	7d	30d	90d	180d	365d
Meme	1%	3%	-18%	-44%	-14%	Cosmos	4%	4%	11%	-9%	17%
Gaming/Entertai	2%	1%	-20%	-40%	-63%	Solana	0%	2%	22%	-13%	-37%
DEX	0%	-3%	-9%	-26%	-44%	Gnosis Chain	-1%	1%	-11%	-24%	-40%
IoT/Data/Comp.	-1%	-4%	-12%	-32%	-51%	Avalanche	0%	-3%	0%	-13%	-35%
Privacy	-1%	-5%	-15%	-36%	-48%	Polygon	-2%	-4%	-18%	-28%	-30%
Lending	-1%	-5%	11%	-10%	-43%	Tron	1%	-4%	2%	-3%	-13%
Smart Contract	-2%	-7%	-14%	-25%	-46%	Polkadot	-1%	-5%	-14%	-32%	-41%
Currency	-3%	-7%	19%	16%	9%	BSC	0%	-5%	-17%	-24%	-22%
CEXs	-3%	-8%	-10%	-19%	-27%						
Scaling	-5%	-9%	-25%	-50%	-45%						
Other DeFi	-2%	-11%	-16%	-15%	-1%						

DeFi

Total Value Locked, LTM, \$b

Top TVL By Protocol, \$b

DefiPulse Index, LTM

Trading Volume

Aggregate Volumes by Product, \$b					Top Derivatives Exchanges, \$m and bps					Top Spot Exchanges, \$m		
Product	1d	7d	30d	O/I	Exchange	1d Vol	O/I	Mkr	Tkr	Exchange	Score	1d Vol
Spot	13	77	397	n/a	Binance	23,151	10,366	2.0	4.0	Binance	9.9	5,913
Perpetuals	218	839	2,450	284	OKX	8,193	3,869	2.0	5.0	Coinbase	8.4	597
Futures	0	1	5	1	Bybit	5,646	5,820	1.0	6.0	Kraken	8.3	448
Options*	1	5	21	n/a	KuCoin	847	1,695	2.0	6.0	Bybit	7.3	547

Daily Spot Volume, Top 100 Tokens Last 20d, \$b				Top Volume, 1d, \$m		Top Volume, %20d Avg		Low Volume, %20d Avg	
				USDT	18,802	HBAR	442%	STX	31%
				BTC	12,510	RUNE	354%	STETH	37%
				ETH	3,768	TWT	183%	CRV	40%
				USDC	2,671	MINA	161%	BSV	49%
				TUSD	2,059	XRD	159%	XEC	52%

Traditional Finance

Global Equity Markets*							SPX vs. BTC, LTM	
	US	US Grwth	UK	Germany	Japan	HK		
1D	1%	1%	0%	0%	-1%	-1%		
7D	0%	0%	0%	0%	-2%	-2%		
90D	8%	12%	-3%	-3%	0%	-7%		
365D	4%	11%	4%	18%	6%	-13%		

10-Year Treasury Yields							Commodities & FX					
	US	Brazil	UK	Germany	Japan	HK	Last	WTI	Gas	Gold	USD/EUR	USD/JPY
Last	4.24%	11.03%	4.69%	2.71%	0.63%	4.04%	Last	81.2	2.74	1,935	0.92	145.6
1d Chg	0.05	-0.01	0.12	0.08	0.00	-0.06	1d % Chg	-1.6%	-2.0%	-0.5%	-0.2%	0.0%

Correlations

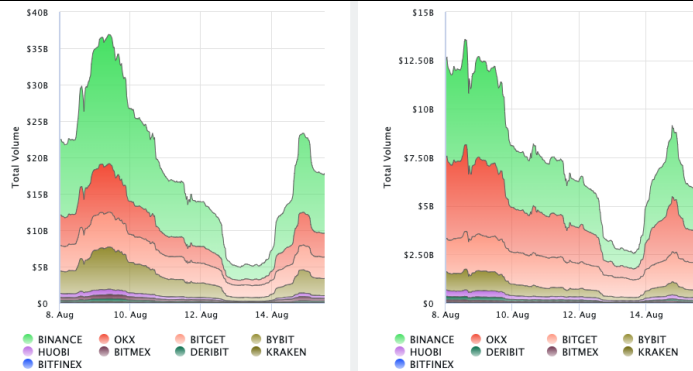
Intra-Crypto Correlations, LTM							Rolling 3M Correlations, LTM	
	BTC	ETH	BNB	XRP	DOGE	ADA		
BTC								
ETH	0.87							
BNB	0.75	0.75						
XRP	0.49	0.55	0.46					
DOGE	0.58	0.65	0.56	0.39				
ADA	0.75	0.79	0.72	0.69	0.61			

Crypto News

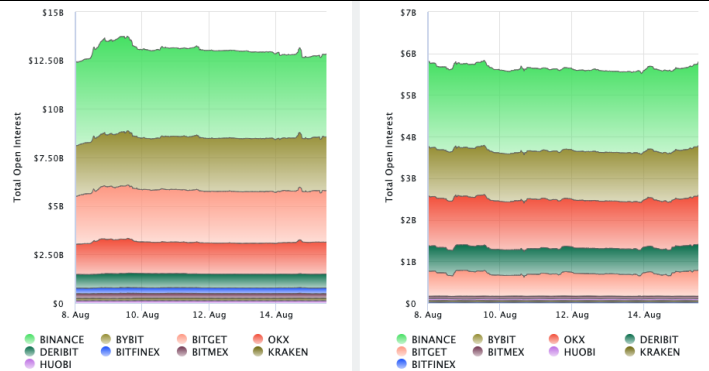
- [Ruling On Grayscale Bitcoin Spot ETF Expected This Friday - Bitcoinist](#)
- [Jacobi Asset Management Launch Europe's First Bitcoin ETF - Decrypt](#)
- [FDIC Highlights 'Novel and Complex' Crypto Risks in Annual Review - Decrypt](#)
- [Crypto custodian Prime Trust files for Chapter 11 bankruptcy - Cointelegraph](#)
- [Polygon-based Y00ts NFTs to migrate to Ethereum, return \\$3 million grant - The Block](#)
- [Dubai lures AI, Web3 enterprises with 90% subsidized commercial licenses - Cointelegraph](#)
- [Singapore central bank releases regulatory framework for stablecoins - Cointelegraph](#)
- [Binance seeks protective order against SEC's 'fishing expedition' - Cointelegraph](#)

Crypto Futures

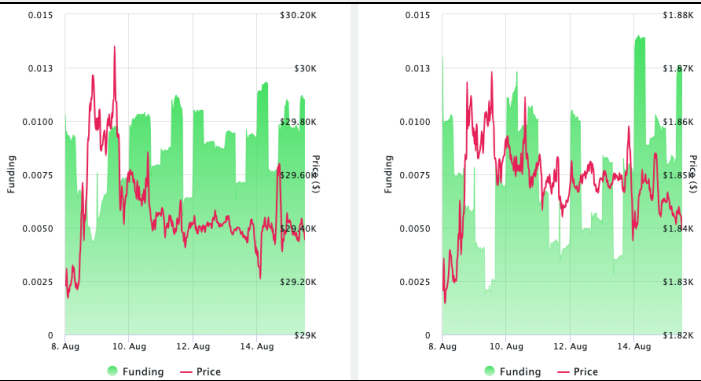
Futures Volume (BTC LHS ; ETH RHS), 1d



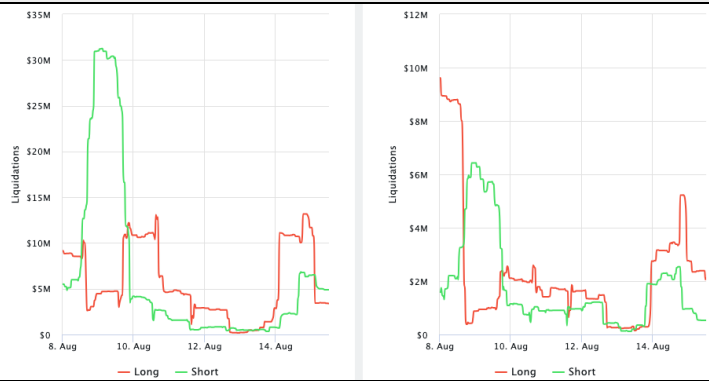
Futures Open Interest (BTC LHS ; ETH RHS)



Volume Weighted Funding Rate (BTC LHS ; ETH RHS), 1d

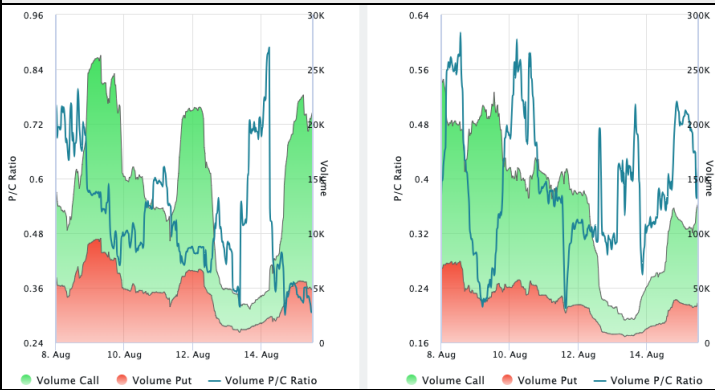


Liquidations (BTC LHS ; ETH RHS), 1d

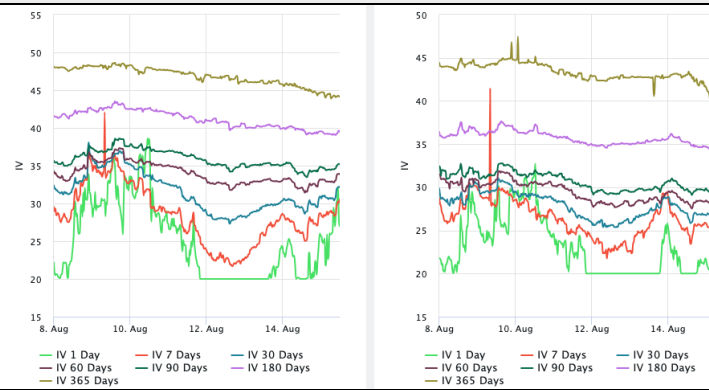


Crypto Options

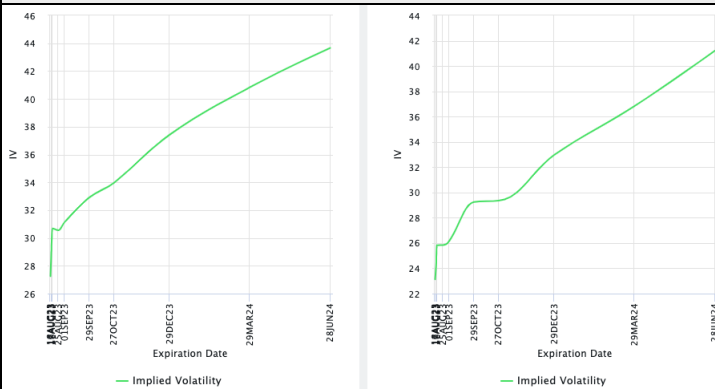
Options Volume & Put/Call Ratio (BTC LHS ; ETH RHS), 1d



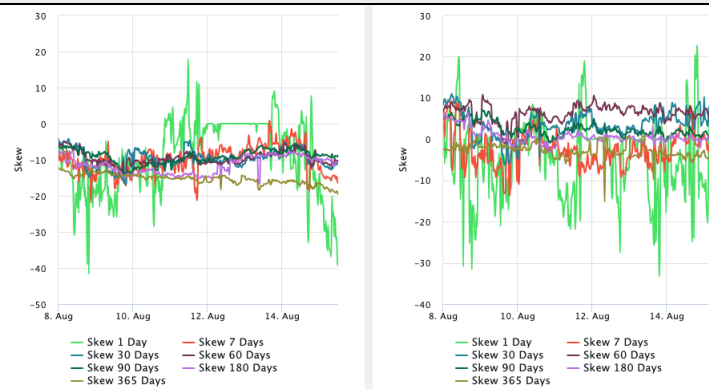
ATM Implied Volatility (BTC LHS ; ETH RHS)



ATM Implied Vol Term Structure (BTC LHS ; ETH RHS)



25 Delta Skew (BTC LHS ; ETH RHS)



About GSR

GSR is a global leader in digital asset trading, market making, OTC derivatives, and investments. We operate in a culture of excellence and leverage our first-rate reputation, deep relationships and proprietary trading technology to move swiftly and capitalize on market opportunities.

GSR's experienced team brings together decades of institutional trading expertise, while our industry-leading proprietary technology stack anchors everything we do.

Our main service areas are: market making; proprietary and algorithmic trading; client execution; structured products; risk management solutions; and portfolio investments.

For more information or if we can help with anything, please see gsr.io or contact us at gsr@gsr.io.

Follow GSR for more content: [Twitter](#) [Telegram](#) [LinkedIn](#)

Authors

Matt Kunke, Research Analyst [Twitter](#) [Telegram](#) [LinkedIn](#)
Brian Rudick, Senior Strategist [Twitter](#) [Telegram](#) [LinkedIn](#)

Required Disclosures

This material is provided by GSR (the "Firm") solely for informational purposes, is intended only for sophisticated, institutional investors and does not constitute an offer or commitment, a solicitation of an offer or commitment, or any advice or recommendation, to enter into or conclude any transaction (whether on the terms shown or otherwise), or to provide investment services in any state or country where such an offer or solicitation or provision would be illegal. The Firm is not and does not act as an advisor or fiduciary in providing this material.

This material is not a research report, and not subject to any of the independence and disclosure standards applicable to research reports prepared pursuant to FINRA or CFTC research rules. This material is not independent of the Firm's proprietary interests, which may conflict with the interests of any counterparty of the Firm. The Firm trades instruments discussed in this material for its own account, may trade contrary to the views expressed in this material, and may have positions in other related instruments.

Information contained herein is based on sources considered to be reliable, but is not guaranteed to be accurate or complete. Any opinions or estimates expressed herein reflect a judgment made by the author(s) as of the date of publication, and are subject to change without notice. Trading and investing in digital assets involves significant risks including price volatility and illiquidity and may not be suitable for all investors. The Firm is not liable whatsoever for any direct or consequential loss arising from the use of this material. Copyright of this material belongs to GSR. Neither this material nor any copy thereof may be taken, reproduced or redistributed, directly or indirectly, without prior written permission of GSR.

Sources

*All options data is based on Deribit and Options-based graphs are from Laevidas based on Deribit data. Market returns are based on price returns for the following ETFs: VOO, QQQ, EWU, EWG, EWJ, and EWH.

CoinGecko	Santiment	DefiLlama	CoinMarketCap	Laevidas
Investing.com	Google Finance	TradingView	Deribit	WorldCoinIndex