

## Crypto Leaderboard

Rank	Name	Ticker	Price	24h	7d	30d	24h Vol \$m	MC \$m	1-Year Chart
1	Bitcoin	BTC	\$29,127	-1%	-3%	-3%	6,802	566,781	
2	Ethereum	ETH	\$1,824	-1%	-3%	-5%	6,272	219,083	
3	Tether	USDT	\$1.00	0%	0%	0%	17,707	83,069	
4	BNB	BNB	\$234	-2%	-5%	-4%	520	35,948	
5	XRP	XRP	\$0.60	-5%	-8%	-20%	1,526	31,492	
6	USD Coin	USDC	\$1.00	0%	0%	0%	2,045	26,006	
7	Lido stETH	STETH	\$1,822	-1%	-2%	-4%	23	14,825	
8	Dogecoin	DOGE	\$0.07	-6%	-9%	-1%	594	9,771	
9	Cardano	ADA	\$0.27	-5%	-9%	-12%	216	9,641	
10	Solana	SOL	\$23.3	-6%	-7%	-14%	476	9,471	

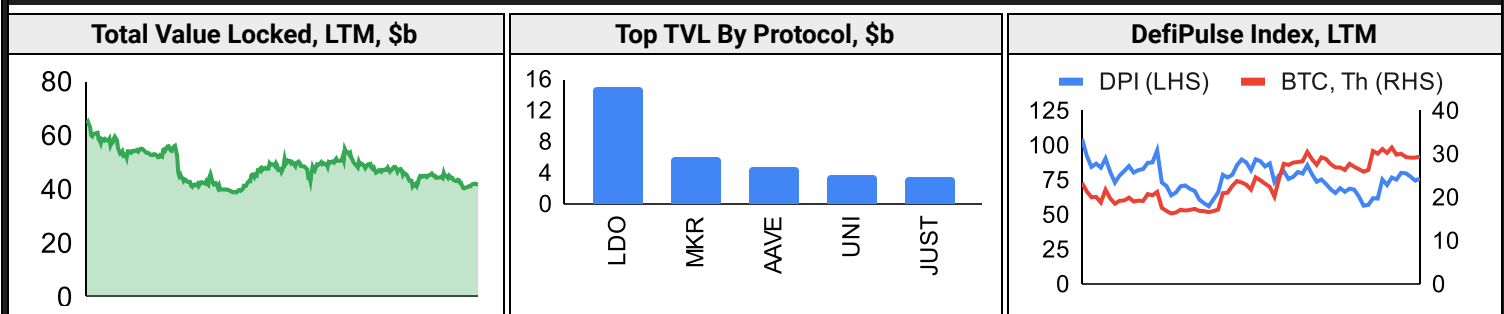
## Top & Bottom Performers - Top 100 Tokens

24h		7 Days		30 Days		90 Days		365 Days	
SEI	26%	RUNE	52%	FLEX	107%	FLEX	638%	RLB	10263%
WBT	1%	XRD	12%	XDC	83%	RLB	331%	FLEX	4724%
RUNE	1%	HBAR	12%	RUNE	53%	KAS	125%	KAS	1527%
KAS	1%	TON	11%	RLB	32%	XDC	96%	INJ	267%
PEPE	-9%	OP	-14%	RPL	-25%	FTM	-40%	APE	-71%
GMX	-10%	KAS	-16%	GMX	-26%	RPL	-47%	SAND	-72%
APE	-11%	GMX	-17%	LUNC	-26%	APE	-47%	NEAR	-77%
LUNC	-12%	APT	-18%	CRV	-32%	SUI	-52%	FLOW	-81%

## Category Performance

Category	7d	30d	90d	180d	365d	Ecosystem	7d	30d	90d	180d	365d
Meme	-4%	-2%	-21%	-50%	-21%	Cosmos	1%	-1%	10%	-16%	11%
CEXs	-5%	-9%	-11%	-25%	-26%	Tron	0%	-5%	2%	-9%	-15%
IoT/Data/Comp.	-6%	-10%	-14%	-42%	-53%	Solana	-5%	-8%	16%	-21%	-38%
Currency	-7%	-10%	15%	7%	5%	Gnosis Chain	-8%	-9%	-15%	-33%	-43%
Privacy	-5%	-10%	-18%	-42%	-51%	BSC	-4%	-10%	-20%	-32%	-27%
Lending	-7%	-11%	6%	-18%	-45%	Avalanche	-7%	-10%	-5%	-22%	-38%
Gaming/Entertai	-6%	-11%	-26%	-48%	-66%	Polygon	-7%	-12%	-22%	-36%	-35%
DEX	-6%	-11%	-14%	-35%	-47%	Polkadot	-7%	-13%	-18%	-41%	-44%
Other DeFi	-5%	-12%	-17%	-23%	-5%						
Smart Contract	-7%	-14%	-17%	-34%	-49%						
Scaling	-9%	-15%	-29%	-56%	-47%						

## DeFi



## Trading Volume

Aggregate Volumes by Product, \$b					Top Derivatives Exchanges, \$m and bps					Top Spot Exchanges, \$m		
Product	1d	7d	30d	O/I	Exchange	1d Vol	O/I	Mkr	Tkr	Exchange	Score	1d Vol
Spot	18	59	379	n/a	Binance	29,941	10,259	2.0	4.0	Binance	9.9	7,523
Perpetuals	283	720	2,390	180	Bybit	8,111	5,701	1.0	6.0	Coinbase	8.5	944
Futures	0	1	5	1	OKX	10,520	3,965	2.0	5.0	Kraken	8.3	520
Options*	1	4	21	n/a	KuCoin	1,320	1,619	2.0	6.0	KuCoin	7.4	392

Daily Spot Volume, Top 100 Tokens Last 20d, \$b				Top Volume, 1d, \$m		Top Volume, %20d Avg		Low Volume, %20d Avg	
				USDT	23,703	RUNE	338%	USDP	34%
				BTC	13,892	HBAR	329%	BSV	46%
				ETH	4,762	LUNC	263%	FRAX	48%
				USDC	2,986	ICP	184%	HT	54%
				TUSD	2,100	ARB	176%	LEO	55%

## Traditional Finance

Global Equity Markets*							SPX vs. BTC, LTM	
	US	US Grwth	UK	Germany	Japan	HK		
1D	-1%	-1%	-2%	-1%	-1%	-2%		
7D	-1%	0%	-2%	-1%	-2%	-4%		
90D	6%	9%	-4%	-4%	-1%	-8%		
365D	3%	10%	2%	16%	6%	-14%		

10-Year Treasury Yields							Commodities & FX					
	US	Brazil	UK	Germany	Japan	HK	Last	WTI	Gas	Gold	USD/EUR	USD/JPY
Last	4.23%	11.12%	4.68%	2.66%	0.62%	3.99%	Last	81.0	2.61	1,932	0.92	145.8
1d Chg	0.00	0.01	0.09	-0.02	-0.02	-0.06	1d % Chg	0.1%	-1.8%	-0.2%	0.0%	0.2%

## Correlations

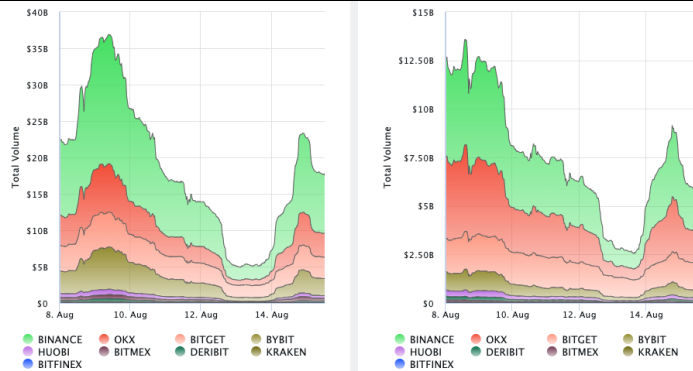
Intra-Crypto Correlations, LTM							Rolling 3M Correlations, LTM	
	BTC	ETH	BNB	XRP	DOGE	ADA		
BTC								
ETH	0.87							
BNB	0.75	0.75						
XRP	0.49	0.55	0.46					
DOGE	0.59	0.66	0.57	0.40				
ADA	0.75	0.79	0.72	0.69	0.61			

## Crypto News

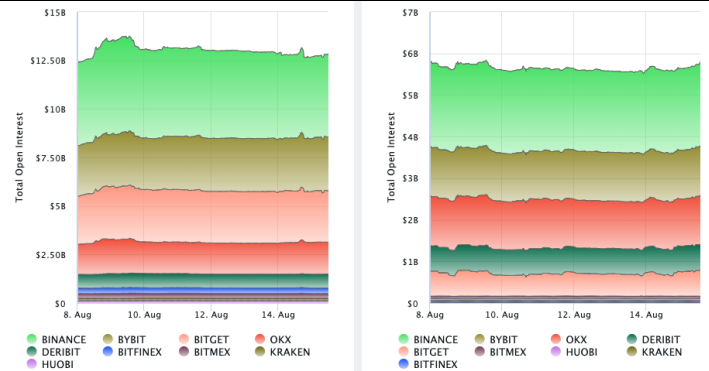
- [G20 Set to Crystalize Global Crypto Rules as India Wraps Up Presidency - CoinDesk](#)
- [Youth Programme for #bitcoin Education in El Salvador - Cointelegraph](#)
- [Bitcoin Price \(BTC\) Slips to \\$29,150 as XRP, DOGE, DOT, MATIC Lead Altcoin Plunge - CoinDesk](#)
- [Bitcoin Price Prediction as BTC Spikes Up 1% – Time to Buy? - Cryptonews](#)
- [Is Bitcoin's record-low volatility and decline in short-term holders a bull market signal? - Cointelegraph](#)
- [Spot Bitcoin ETF approved, but not in the US - Cointelegraph](#)
- [PayPal UK to halt Bitcoin purchases until early 2024 - Cointelegraph](#)
- [What is Bitcoin's fee-to-reward ratio? - Cointelegraph](#)

## Crypto Futures

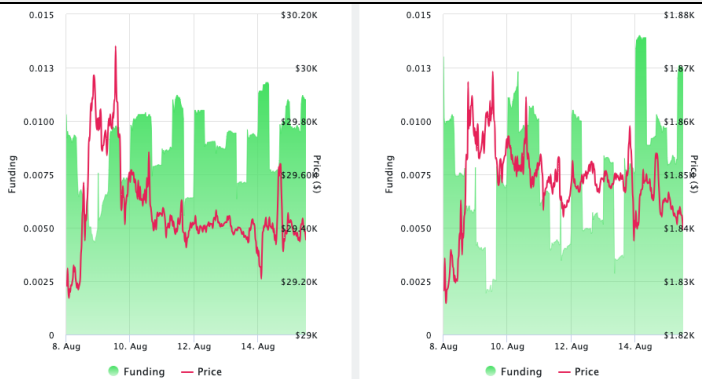
### Futures Volume (BTC LHS ; ETH RHS), 1d



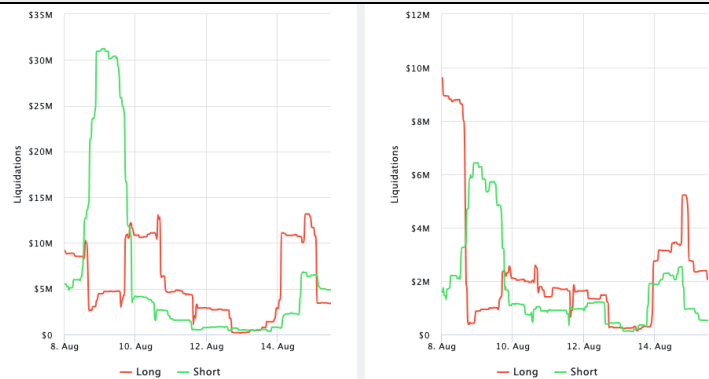
### Futures Open Interest (BTC LHS ; ETH RHS)



### Volume Weighted Funding Rate (BTC LHS ; ETH RHS), 1d

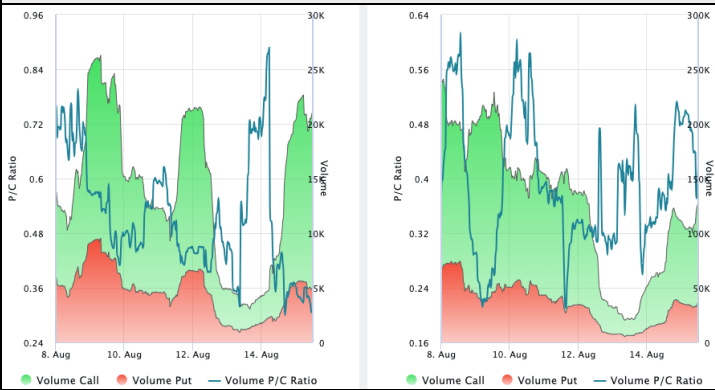


### Liquidations (BTC LHS ; ETH RHS), 1d

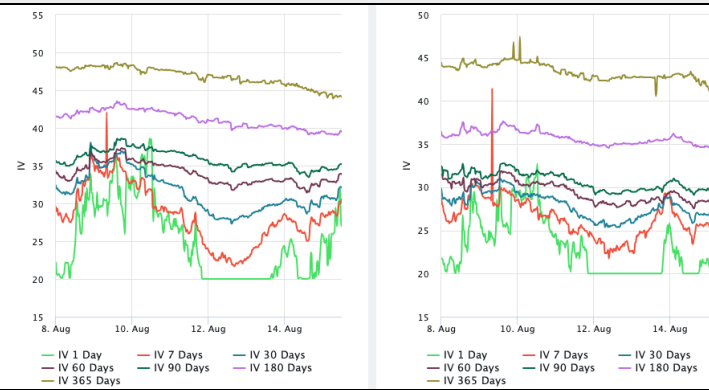


## Crypto Options

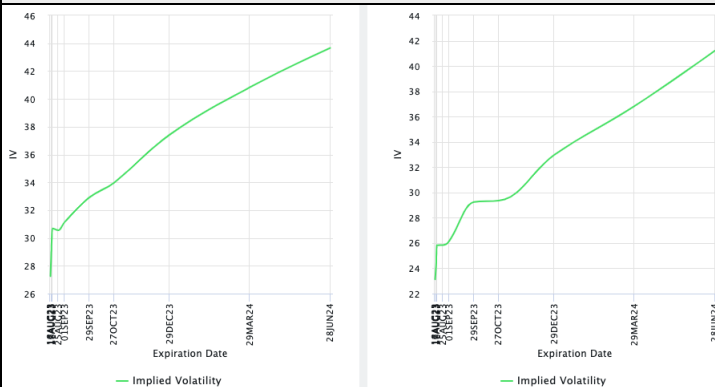
### Options Volume & Put/Call Ratio (BTC LHS ; ETH RHS), 1d



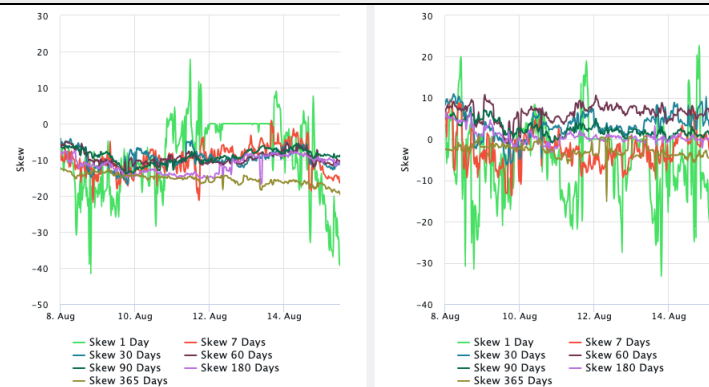
### ATM Implied Volatility (BTC LHS ; ETH RHS)



### ATM Implied Vol Term Structure (BTC LHS ; ETH RHS)



### 25 Delta Skew (BTC LHS ; ETH RHS)





August 16, 2023

## About GSR

GSR is a global leader in digital asset trading, market making, OTC derivatives, and investments. We operate in a culture of excellence and leverage our first-rate reputation, deep relationships and proprietary trading technology to move swiftly and capitalize on market opportunities.

GSR's experienced team brings together decades of institutional trading expertise, while our industry-leading proprietary technology stack anchors everything we do.

Our main service areas are: market making; proprietary and algorithmic trading; client execution; structured products; risk management solutions; and portfolio investments.

For more information or if we can help with anything, please see [gsr.io](https://gsr.io) or contact us at [gsr@gsr.io](mailto:gsr@gsr.io).

Follow GSR for more content: [Twitter](#) [Telegram](#) [LinkedIn](#)

## Authors

Matt Kunke, Research Analyst [Twitter](#) [Telegram](#) [LinkedIn](#)  
Brian Rudick, Senior Strategist [Twitter](#) [Telegram](#) [LinkedIn](#)

## Required Disclosures

*This material is provided by GSR (the "Firm") solely for informational purposes, is intended only for sophisticated, institutional investors and does not constitute an offer or commitment, a solicitation of an offer or commitment, or any advice or recommendation, to enter into or conclude any transaction (whether on the terms shown or otherwise), or to provide investment services in any state or country where such an offer or solicitation or provision would be illegal. The Firm is not and does not act as an advisor or fiduciary in providing this material.*

*This material is not a research report, and not subject to any of the independence and disclosure standards applicable to research reports prepared pursuant to FINRA or CFTC research rules. This material is not independent of the Firm's proprietary interests, which may conflict with the interests of any counterparty of the Firm. The Firm trades instruments discussed in this material for its own account, may trade contrary to the views expressed in this material, and may have positions in other related instruments.*

*Information contained herein is based on sources considered to be reliable, but is not guaranteed to be accurate or complete. Any opinions or estimates expressed herein reflect a judgment made by the author(s) as of the date of publication, and are subject to change without notice. Trading and investing in digital assets involves significant risks including price volatility and illiquidity and may not be suitable for all investors. The Firm is not liable whatsoever for any direct or consequential loss arising from the use of this material. Copyright of this material belongs to GSR. Neither this material nor any copy thereof may be taken, reproduced or redistributed, directly or indirectly, without prior written permission of GSR.*

## Sources

\*All options data is based on Deribit and Options-based graphs are from Laevidas based on Deribit data. Market returns are based on price returns for the following ETFs: VOO, QQQ, EWU, EWG, EWJ, and EWH.

CoinGecko	Santiment	DefiLlama	CoinMarketCap	Laevidas
Investing.com	Google Finance	TradingView	Deribit	WorldCoinIndex