

Crypto Leaderboard

Rank	Name	Ticker	Price	24h	7d	30d	24h Vol \$m	MC \$m	1-Year Chart
1	Bitcoin	BTC	\$26,055	-1%	-11%	-13%	10,813	507,136	
2	Ethereum	ETH	\$1,671	0%	-9%	-11%	6,541	200,930	
3	Tether	USDT	\$1.00	0%	0%	0%	14,816	82,860	
4	BNB	BNB	\$209	-3%	-13%	-13%	442	32,199	
5	XRP	XRP	\$0.52	-4%	-16%	-29%	1,266	27,728	
6	USD Coin	USDC	\$1.00	0%	0%	0%	3,287	25,951	
7	Lido stETH	STETH	\$1,672	0%	-9%	-10%	5	13,806	
8	Cardano	ADA	\$0.27	-1%	-8%	-14%	158	9,340	
9	Dogecoin	DOGE	\$0.06	-3%	-16%	-11%	283	8,791	
10	Solana	SOL	\$21.2	-3%	-13%	-14%	262	8,643	

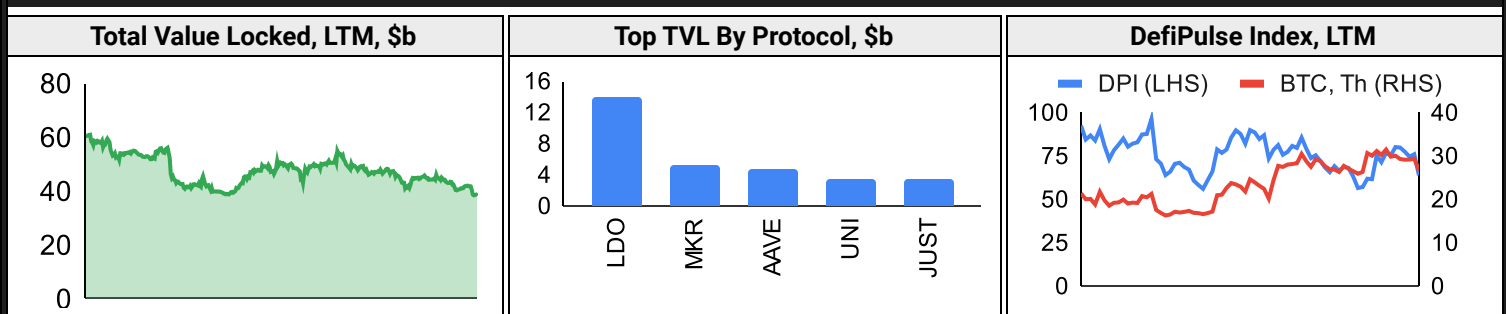
Top & Bottom Performers - Top 100 Tokens

24h		7 Days		30 Days		90 Days		365 Days	
RLB	10%	RUNE	22%	RLB	87%	FLEX	691%	RLB	11671%
KAS	5%	KAS	1%	RUNE	70%	RLB	333%	FLEX	3974%
OP	3%	TUSD	0%	FLEX	54%	KAS	220%	KAS	1686%
HBAR	3%	USDT	0%	HBAR	19%	XDC	75%	INJ	305%
TON	-5%	UNI	-22%	LTC	-28%	CRV	-45%	SAND	-70%
PEPE	-6%	SHIB	-23%	XRP	-29%	RPL	-49%	APE	-70%
SUI	-7%	PEPE	-23%	SNX	-29%	SUI	-50%	NEAR	-73%
RUNE	-10%	APE	-25%	CRV	-36%	APE	-56%	FLOW	-79%

Category Performance

Category	7d	30d	90d	180d	365d	Ecosystem	7d	30d	90d	180d	365d
CEXs	-8%	-12%	-16%	-29%	-22%	Cosmos	-6%	-1%	6%	-12%	32%
Meme	-15%	-12%	-29%	-53%	-14%	Solana	-15%	-12%	8%	-22%	-27%
Other DeFi	-9%	-15%	-22%	-26%	2%	Tron	-6%	-13%	-12%	-17%	-10%
DEX	-17%	-16%	-20%	-40%	-43%	Gnosis Chain	-17%	-15%	-23%	-42%	-39%
Gaming/Entertai	-17%	-16%	-30%	-52%	-63%	BSC	-15%	-17%	-29%	-37%	-24%
IoT/Data/Comp.	-15%	-16%	-23%	-47%	-50%	Polygon	-16%	-19%	-29%	-43%	-30%
Privacy	-14%	-16%	-25%	-48%	-49%	Avalanche	-17%	-19%	-15%	-33%	-36%
Smart Contract	-14%	-18%	-25%	-41%	-46%	Polkadot	-16%	-20%	-24%	-49%	-41%
Lending	-16%	-19%	-6%	-24%	-43%						
Scaling	-15%	-20%	-34%	-59%	-41%						
Currency	-15%	-20%	3%	-6%	3%						

DeFi



Trading Volume

Aggregate Volumes by Product, \$b					Top Derivatives Exchanges, \$m and bps					Top Spot Exchanges, \$m		
Product	1d	7d	30d	O/I	Exchange	1d Vol	O/I	Mkr	Tkr	Exchange	Score	1d Vol
Spot	13	110	365	n/a	Binance	21,262	7,621	2.0	4.0	Binance	9.9	4,947
Perpetuals	59	1,030	2,720	189	Bybit	5,099	4,246	1.0	6.0	Coinbase	8.5	621
Futures	0	2	5	1	OKX	6,941	2,993	2.0	5.0	Kraken	8.3	357
Options	1	8	23	n/a	KuCoin	891	1,219	2.0	6.0	KuCoin	7.3	246

Daily Spot Volume, Top 100 Tokens Last 20d, \$b				Top Volume, 1d, \$m		Top Volume, %20d Avg		Low Volume, %20d Avg	
				USDT	18,649	MIOTA	177%	GUSD	20%
				BTC	11,120	KAVA	176%	USDP	25%
				ETH	4,585	RUNE	165%	STETH	28%
				USDC	2,545	WBT	131%	HT	28%
				TUSD	1,761	XLM	130%	STX	30%

Traditional Finance

Global Equity Markets							SPX vs. BTC, LTM	
	US	USGrwth	UK	Germany	Japan	HK		
1D	0%	1%	0%	0%	0%	-2%		
7D	-2%	-3%	-3%	-2%	-2%	-6%		
90D	6%	8%	-4%	-5%	-2%	-12%		
365D	6%	15%	4%	24%	8%	-17%		

10-Year Treasury Yields							Commodities & FX					
	US	Brazil	UK	Germany	Japan	HK	Last	WTI	Gas	Gold	USD/EUR	USD/JPY
Last	4.32%	11.21%	4.76%	2.69%	0.64%	4.04%	Last	81.2	2.63	1,920	0.92	146.1
1d Chg	0.07	-0.01	0.08	0.07	-0.01	-0.06	1d % Chg	0.7%	3.0%	0.2%	-0.1%	0.5%

Volatility

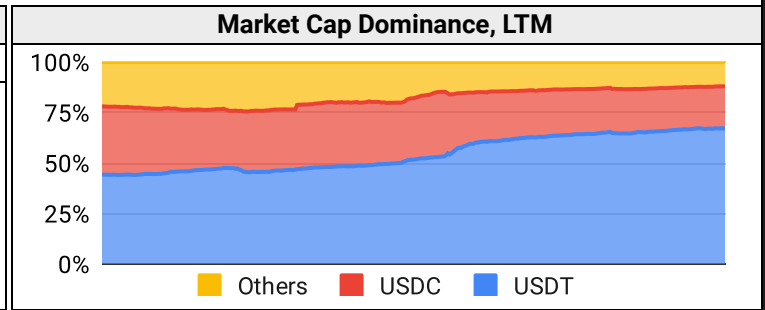
Annualized Volatility							Rolling 3M Annualized Volatility, LTM		
	BTC	ETH	BNB	XRP	ADA	DOGE			
30D	31%	29%	29%	61%	41%	68%			
90D	38%	39%	46%	159%	74%	61%			
180D	44%	46%	43%	124%	67%	67%			
365D	49%	61%	53%	104%	69%	91%			

Correlations

Intra-Crypto Correlations, LTM							Rolling 3M Correlations, LTM	
	BTC	ETH	BNB	XRP	ADA	DOGE		
BTC								
ETH	0.87							
BNB	0.75	0.76						
XRP	0.49	0.55	0.46					
ADA	0.74	0.79	0.71	0.69				
DOGE	0.59	0.66	0.57	0.40	0.61			

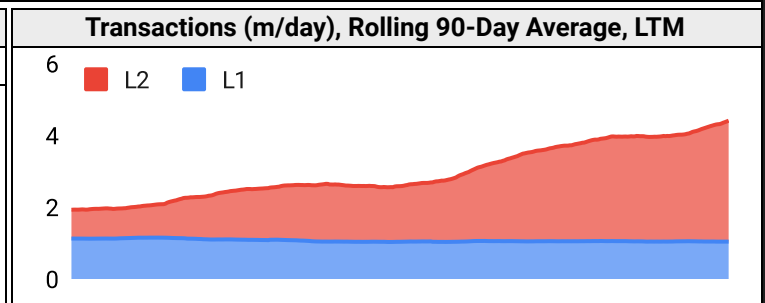
Stablecoins

Stablecoin Market Size and Volume, \$m				
Ticker	Price	1d Vol	20d Avg Vol	Market Cap
USDT	1.00	18,649	21,444	82,811
USDC	1.00	2,545	2,968	25,968
DAI	1.00	95	118	5,347
BUSD	1.00	1,073	1,316	3,234
TUSD	1.00	1,761	2,048	2,762
FRAX	1.00	7	13	805



Ethereum Mainnet & Layer 2s

Mainnet & Layer 2 Transactions (m/day) and L2 TVL (\$m)				
Network	1d	30d Avg	TVL	Tech Type
Ethereum	0.9	1.0	-	Mainnet
zkSync Era	1.1	0.9	412	ZKR
Arbitrum One	0.5	0.6	5,570	ORU
OP Mainnet	0.4	0.6	2,630	ORU
Base	0.9	0.3	238	ORU
Starknet	0.4	0.3	98	ZKR
dYdX	0.1	0.2	338	App-specific ZKR
Immutable X	0.2	0.2	92	App-specific Validium
Arbitrum Nova	0.1	0.1	19	OC
Linea	0.1	0.1	33	ZKR



Layer 2 Token Performance & Market Cap (\$m)

	MATIC	MNT	ARB	OP	IMX
30d Return	-26%	-27%	-19%	-1%	-19%
Market Cap	5,250	1,370	1,280	1,080	678

NFTs and DAOs

NFT Collection Stats (in ETH)					
Collection	Floor	Listings	3M Ret.	3M Vol	Market Cap
CryptoPunks	47.7	1,104	-1%	48,333	476,900
Bored Ape	23.1	491	-49%	292,258	231,000
Autoglyphs	199.0	6	14%	887	101,888
Squiggle	10.0	194	-7%	3,059	99,211
Mutant Ape	4.6	689	-52%	130,444	89,000
Fidenza	65.0	48	-19%	2,801	64,935
Milady Maker	4.3	816	238%	28,472	42,650
DeGods	3.9	544	-54%	79,208	39,495
The Captainz	3.7	189	-53%	25,877	36,796
Decentraland	0.4	153	-40%	121	36,288

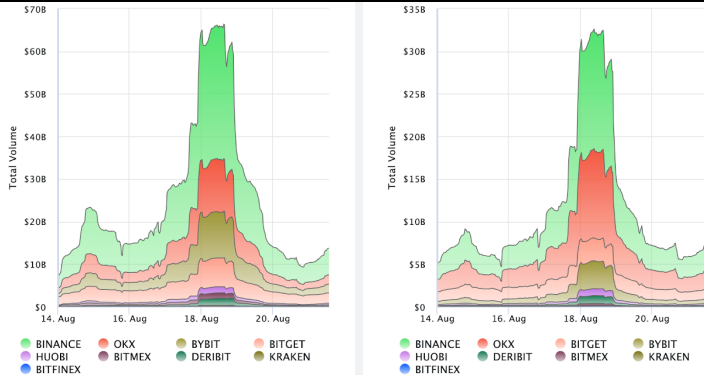
DAO Treasury Amount (\$m) and Composition					
DAO	Treasury	Stables	BTC/ETH	Own Tokens	Other
Arbitrum	3,533	0%	0%	100%	0%
Uniswap	2,045	0%	0%	100%	0%
Mantle	1,945	15%	20%	65%	1%
Optimism	1,723	0%	0%	100%	0%
ENS	604	3%	4%	93%	0%
Ethereum	532	0%	100%	0%	0%
Golem	290	0%	96%	4%	0%
Lido	248	3%	24%	73%	0%
Stargate	240	15%	0%	83%	1%
IndiaCovidRel	202	99%	1%	0%	1%

Crypto News

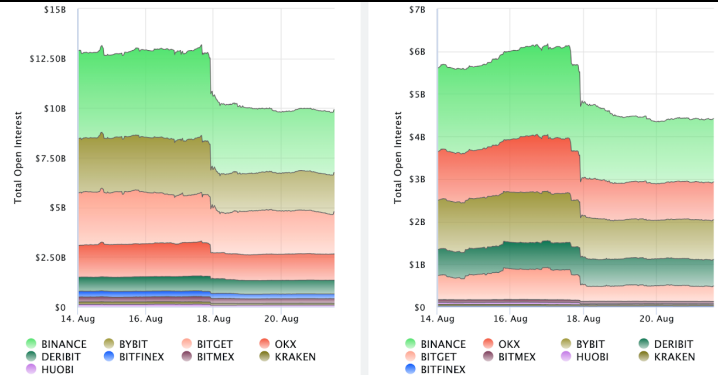
- [Another Lucky Solo Miner Nabs \\$160,000 Bitcoin Block Reward - Decrypt](#)
- [Friend.tech Becomes Massive Ether Money Machine as NBA Players, FaZe Clan Join In - CoinDesk](#)
- [SEC says it will appeal partial defeat in case against Ripple Labs - The Block](#)
- [Stablecoin supply continues to drop despite wider adoption signals - The Block](#)
- [Bitget mandates KYC requirements in line with tightening global regulations - Cointelegraph](#)
- [China proposes to bring its social credit system to the metaverse: Report - Cointelegraph](#)
- [Gryphon Digital seeks court dismissal of Sphere 3D's lawsuit - Cointelegraph](#)
- [Ripple CTO clarifies on SEC appeal, highlights case complexity - Cointelegraph](#)
- [Gemini files brief in lawsuit against SEC, requests to keep it simple - Cointelegraph](#)

Crypto Futures

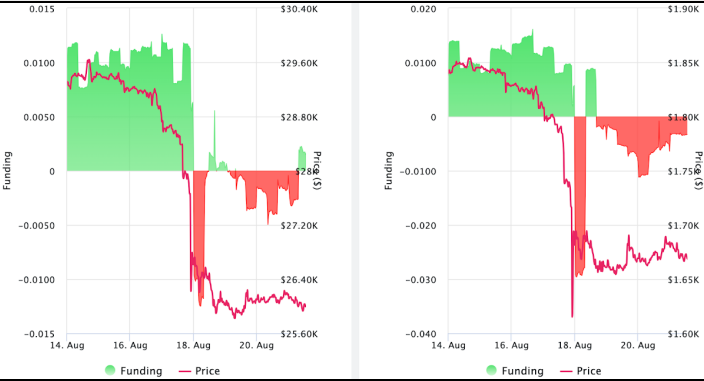
Futures Volume (BTC LHS ; ETH RHS), 1d



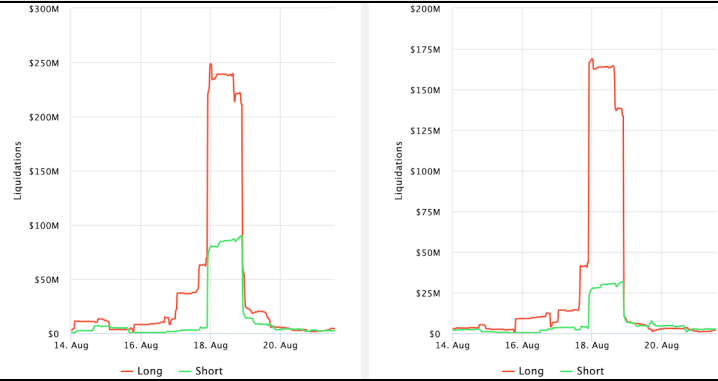
Futures Open Interest (BTC LHS ; ETH RHS)



Volume Weighted Funding Rate (BTC LHS ; ETH RHS), 1d

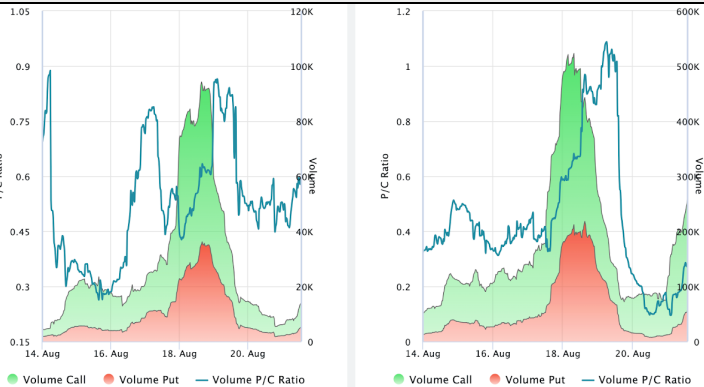


Liquidations (BTC LHS ; ETH RHS), 1d

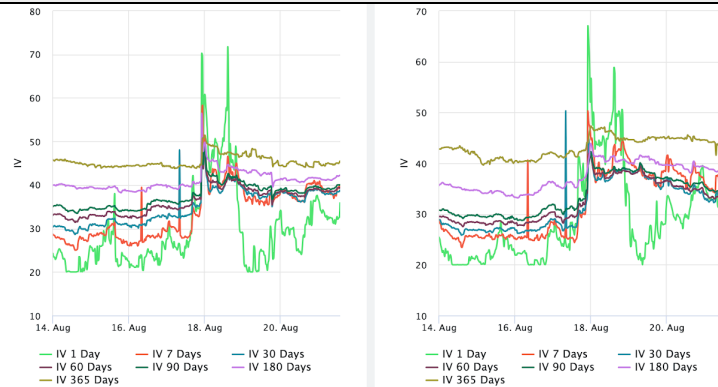


Crypto Options

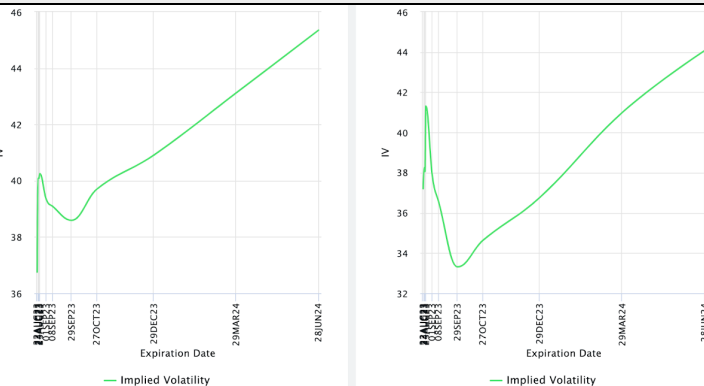
Options Volume & Put/Call Ratio (BTC LHS ; ETH RHS), 1d



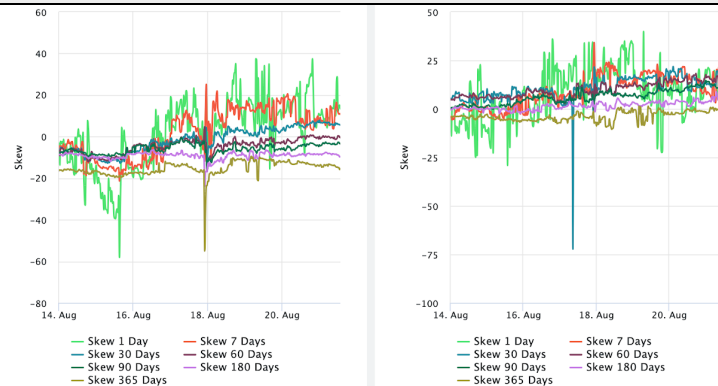
ATM Implied Volatility (BTC LHS ; ETH RHS)



ATM Implied Vol Term Structure (BTC LHS ; ETH RHS)



25 Delta Skew (BTC LHS ; ETH RHS)



About GSR

GSR is a global leader in digital asset trading, market making, OTC derivatives, and investments. We operate in a culture of excellence and leverage our first-rate reputation, deep relationships and proprietary trading technology to move swiftly and capitalize on market opportunities.

GSR's experienced team brings together decades of institutional trading expertise, while our industry-leading proprietary technology stack anchors everything we do.

Our main service areas are: market making; proprietary and algorithmic trading; client execution; structured products; risk management solutions; and portfolio investments.

For more information or if we can help with anything, please see gsr.io or contact us at gsr@gsr.io.

Follow GSR for more content: [Twitter](#) [Telegram](#) [LinkedIn](#)

Authors

Matt Kunke, Research Analyst [Twitter](#) [Telegram](#) [LinkedIn](#)

Brian Rudick, Senior Strategist [Twitter](#) [Telegram](#) [LinkedIn](#)

Required Disclosures

This material is provided by GSR (the "Firm") solely for informational purposes, is intended only for sophisticated, institutional investors and does not constitute an offer or commitment, a solicitation of an offer or commitment, or any advice or recommendation, to enter into or conclude any transaction (whether on the terms shown or otherwise), or to provide investment services in any state or country where such an offer or solicitation or provision would be illegal. The Firm is not and does not act as an advisor or fiduciary in providing this material.

This material is not a research report, and not subject to any of the independence and disclosure standards applicable to research reports prepared pursuant to FINRA or CFTC research rules. This material is not independent of the Firm's proprietary interests, which may conflict with the interests of any counterparty of the Firm. The Firm trades instruments discussed in this material for its own account, may trade contrary to the views expressed in this material, and may have positions in other related instruments.

Information contained herein is based on sources considered to be reliable, but is not guaranteed to be accurate or complete. Any opinions or estimates expressed herein reflect a judgment made by the author(s) as of the date of publication, and are subject to change without notice. Trading and investing in digital assets involves significant risks including price volatility and illiquidity and may not be suitable for all investors. The Firm is not liable whatsoever for any direct or consequential loss arising from the use of this material. Copyright of this material belongs to GSR. Neither this material nor any copy thereof may be taken, reproduced or redistributed, directly or indirectly, without prior written permission of GSR.

Notes & Sources

All options data is based on Deribit and derivatives graphics are from LaeVitas. Market returns are based on price returns for the following ETFs: VOO, QQQ, EWU, EWG, EWJ, and EWH. Onchain volumes are not considered and thus certain token volumes may be understated (e.g., stETH).

CoinGecko	Santiment	DefiLlama	CoinMarketCap	LaeVitas
L2Beat	Google Finance	TradingView	Deribit	WorldCoinIndex
Cryptorank	Investing.com	NFT Price Floor	CryptoSlate	