

Crypto Leaderboard

Rank	Name	Ticker	Price	24h	7d	30d	24h Vol \$m	MC \$m	1-Year Chart
1	Bitcoin	BTC	\$26,023	0%	-11%	-13%	7,953	506,527	
2	Ethereum	ETH	\$1,661	-1%	-10%	-12%	4,713	199,650	
3	Tether	USDT	\$1.00	0%	0%	0%	16,940	82,786	
4	BNB	BNB	\$208	-1%	-13%	-14%	599	31,973	
5	XRP	XRP	\$0.52	-1%	-17%	-30%	1,126	27,309	
6	USD Coin	USDC	\$1.00	0%	0%	0%	3,984	25,941	
7	Lido stETH	STETH	\$1,664	0%	-10%	-12%	13	13,811	
8	Cardano	ADA	\$0.26	-3%	-11%	-18%	165	9,059	
9	Dogecoin	DOGE	\$0.06	1%	-15%	-12%	277	8,847	
10	Solana	SOL	\$20.9	-2%	-16%	-16%	301	8,516	

Top & Bottom Performers - Top 100 Tokens

24h		7 Days		30 Days		90 Days		365 Days	
SUI	4%	KAS	8%	RLB	94%	FLEX	672%	RLB	11472%
OP	2%	RUNE	8%	RUNE	66%	RLB	353%	FLEX	3707%
TON	2%	OP	3%	FLEX	43%	KAS	160%	KAS	1661%
WBT	2%	USDT	0%	HBAR	15%	MKR	78%	INJ	306%
HBAR	-4%	CRV	-21%	LTC	-29%	SUI	-45%	APE	-71%
MATIC	-5%	SHIB	-22%	SAND	-30%	CRV	-45%	CHZ	-71%
CRV	-5%	UNI	-25%	XRP	-30%	RPL	-47%	NEAR	-73%
FLEX	-5%	APE	-26%	CRV	-40%	APE	-55%	FLOW	-79%

Category Performance

Category	7d	30d	90d	180d	365d	Ecosystem	7d	30d	90d	180d	365d
CEXs	-6%	-12%	-14%	-29%	-22%	Cosmos	-3%	0%	11%	-12%	33%
Meme	-13%	-14%	-28%	-53%	-13%	Solana	-10%	-11%	14%	-22%	-25%
Other DeFi	-5%	-15%	-17%	-27%	4%	Tron	-6%	-12%	-9%	-16%	-8%
DEX	-13%	-17%	-18%	-41%	-43%	BSC	-12%	-19%	-28%	-38%	-24%
Privacy	-12%	-17%	-22%	-48%	-49%	Avalanche	-13%	-21%	-13%	-34%	-36%
Gaming/Entertai	-12%	-18%	-27%	-53%	-63%	Ethereum	-12%	-21%	-13%	-31%	-22%
IoT/Data/Comp.	-12%	-19%	-22%	-48%	-50%	Polygon	-12%	-21%	-28%	-44%	-30%
Lending	-12%	-19%	-4%	-24%	-42%	Polkadot	-12%	-22%	-22%	-49%	-41%
Smart Contract	-11%	-20%	-23%	-41%	-46%						
Scaling	-11%	-21%	-29%	-59%	-40%						
Currency	-13%	-22%	5%	-6%	2%						

DeFi

Total Value Locked, LTM, \$b

Top TVL By Protocol, \$b

DefiPulse Index, LTM

Trading Volume

Aggregate Volumes by Product, \$b					Top Derivatives Exchanges, \$m and bps					Top Spot Exchanges, \$m		
Product	1d	7d	30d	O/I	Exchange	1d Vol	O/I	Mkr	Tkr	Exchange	Score	1d Vol
Spot	13	111	363	n/a	Binance	21,507	7,569	2.0	4.0	Binance	9.9	5,104
Perpetuals	47	931	2,690	190	Bybit	5,273	4,249	1.0	6.0	Coinbase	8.5	772
Futures	0	2	5	1	OKX	7,081	2,958	2.0	5.0	Kraken	8.3	426
Options	1	8	23	n/a	KuCoin	888	1,230	2.0	6.0	KuCoin	7.4	245

Daily Spot Volume, Top 100 Tokens Last 20d, \$b				Top Volume, 1d, \$m		Top Volume, %20d Avg		Low Volume, %20d Avg	
				USDT	19,026	HT	129%	OKB	32%
				BTC	11,500	BNB	119%	STX	32%
				ETH	4,309	XTZ	117%	BSV	33%
				USDC	2,750	MATIC	113%	AXS	39%
				TUSD	1,752	LDO	108%	SHIB	46%

Traditional Finance

Global Equity Markets							SPX vs. BTC, LTM	
	US	USGrwth	UK	Germany	Japan	HK		
1D	1%	2%	0%	1%	0%	-1%	40,000	8,000
7D	-1%	-1%	-1%	-1%	-1%	-4%	30,000	6,000
90D	7%	10%	-3%	-3%	-1%	-10%	20,000	4,000
365D	6%	16%	4%	25%	8%	-16%	10,000	2,000

10-Year Treasury Yields							Commodities & FX					
	US	Brazil	UK	Germany	Japan	HK	Last	WTI	Gas	Gold	USD/EUR	USD/JPY
Last	4.35%	11.39%	4.73%	2.67%	0.66%	4.06%	Last	80.2	2.62	1,922	0.92	146.0
1d Chg	0.01	0.00	0.00	-0.04	-0.01	-0.06	1d % Chg	0.1%	-0.7%	0.0%	0.3%	-0.1%

Volatility

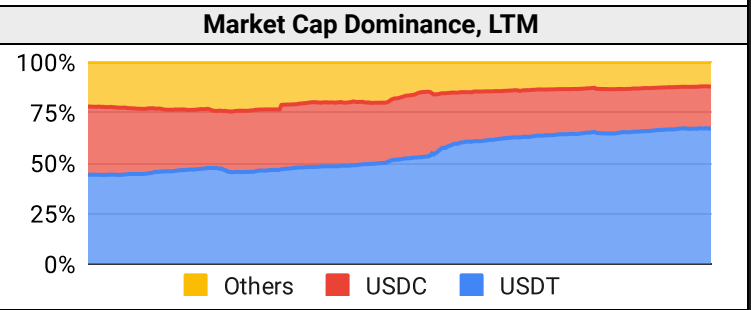
Annualized Volatility							Rolling 3M Annualized Volatility, LTM			
	BTC	ETH	BNB	XRP	ADA	DOGE				
30D	31%	28%	29%	61%	40%	67%	120%	80%	40%	0%
90D	37%	39%	45%	159%	74%	61%	80%	40%	0%	
180D	44%	46%	43%	124%	67%	67%	40%	0%		
365D	49%	61%	53%	104%	69%	91%	0%			

Correlations

Intra-Crypto Correlations, LTM							Rolling 3M Correlations, LTM				
	BTC	ETH	BNB	XRP	ADA	DOGE					
BTC							0.80	vs. US Equities	0.40	0.00	
ETH	0.87						1.00	vs. BTC	0.80	0.60	
BNB	0.75	0.76					0.40	0.20			
XRP	0.49	0.55	0.46				0.80	0.60			
ADA	0.74	0.79	0.71	0.69			0.40	0.20			
DOGE	0.59	0.66	0.57	0.40	0.61		0.80	0.60			

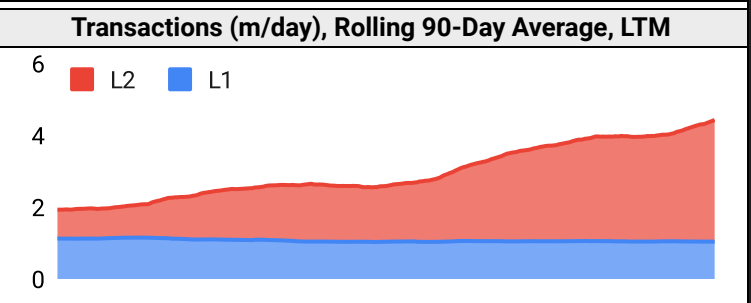
Stablecoins

Stablecoin Market Size and Volume, \$m				
Ticker	Price	1d Vol	20d Avg Vol	Market Cap
USDT	1.00	19,026	21,214	82,796
USDC	1.00	2,750	2,936	25,946
DAI	1.00	114	117	5,345
BUSD	1.00	995	1,278	3,218
TUSD	1.00	1,752	1,982	2,753
FRAX		0	0	805



Ethereum Mainnet & Layer 2s

Mainnet & Layer 2 Transactions (m/day) and L2 TVL (\$m)				
Network	1d	30d Avg	TVL	Tech Type
Ethereum	1.0	1.0	-	Mainnet
zkSync Era	0.9	0.9	388	ZKR
Arbitrum One	0.6	0.6	5,540	ORU
OP Mainnet	0.4	0.6	2,660	ORU
Base	1.4	0.4	241	ORU
Starknet	0.3	0.3	99	ZKR
dYdX	0.2	0.2	337	App-specific ZKR
Immutable X	0.3	0.2	91	App-specific Validium
Arbitrum Nova	0.1	0.1	19	OC
Linea	0.1	0.1	32	ZKR



Layer 2 Token Performance & Market Cap (\$m)

	MATIC	MNT	ARB	OP	IMX
30d Return	-28%	-26%	-20%	0%	-22%
Market Cap	5,000	1,370	1,260	1,110	658

NFTs and DAOs

NFT Collection Stats (in ETH)					
Collection	Floor	Listings	3M Ret.	3M Vol	Market Cap
CryptoPunks	47.3	1,105	-3%	46,809	472,900
Bored Ape	24.0	488	-46%	293,966	240,000
Squiggle	10.5	194	-4%	3,056	104,176
Autoglyphs	199.0	5	14%	887	101,888
Mutant Ape	4.6	677	-52%	129,454	89,525
Fidenza	65.0	51	-7%	2,367	64,935
The Sandbox	0.3	304	-30%	521	49,094
Milady Maker	4.5	793	31%	26,355	44,650
Decentraland	0.4	144	-36%	122	36,582
Ringers by Dmitri	36.0	31	-12%	727	36,000

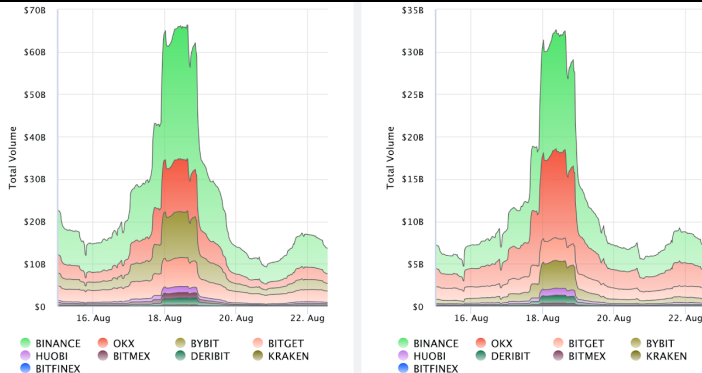
DAO Treasury Amount (\$m) and Composition					
DAO	Treasury	Stables	BTC/ETH	Own Tokens	Other
Arbitrum	3,513	0%	0%	100%	0%
Uniswap	1,994	0%	0%	100%	0%
Mantle	1,970	14%	20%	65%	1%
Optimism	1,780	0%	0%	100%	0%
ENS	611	3%	4%	93%	0%
Ethereum	531	0%	100%	0%	0%
Golem	289	0%	96%	4%	0%
Lido	247	3%	24%	73%	0%
Stargate	243	15%	0%	83%	1%
IndiaCovidRel	202	99%	1%	0%	1%

Crypto News

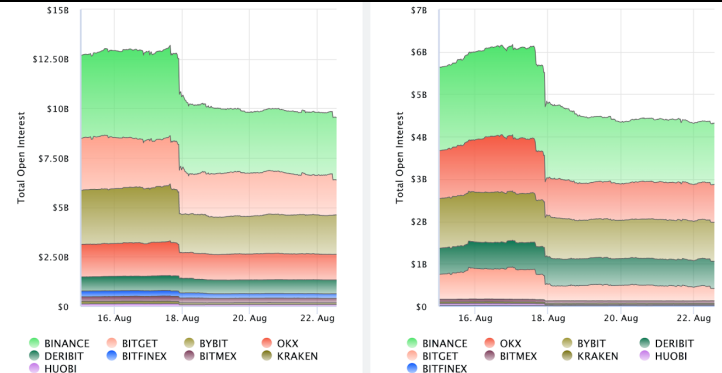
- [Mysterious Bitcoin wallet becomes 3rd largest BTC holder in 3 months - Cointelegraph](#)
- [Craig Wright's Bitcoin Claim: Challenged In UK High Court - BeInCrypto](#)
- [Oman launches \\$350M crypto mining center: Report - Cointelegraph](#)
- [Grimes says she's sad about crypto, despite banking millions from NFTs: Wired - The Block](#)
- [Metamask takes top spot as most popular wallet with 22 million downloads: CoinGecko report - The Block](#)
- [Nomura, CoinShares, Ledger joint venture Komainu wins Dubai crypto license - Cointelegraph](#)
- [Friend.tech denies report that database of over 100K users was leaked - Cointelegraph](#)
- [Sam Bankman-Fried will get one day in court to meet with lawyers - Cointelegraph](#)
- [Central African Republic expands Sango project to land, resource tokenization - Cointelegraph](#)

Crypto Futures

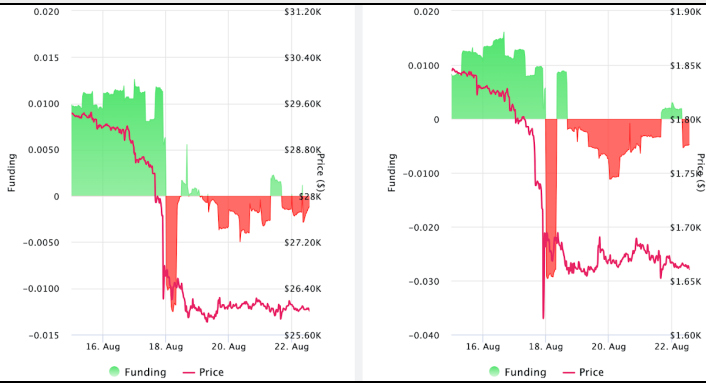
Futures Volume (BTC LHS ; ETH RHS), 1d



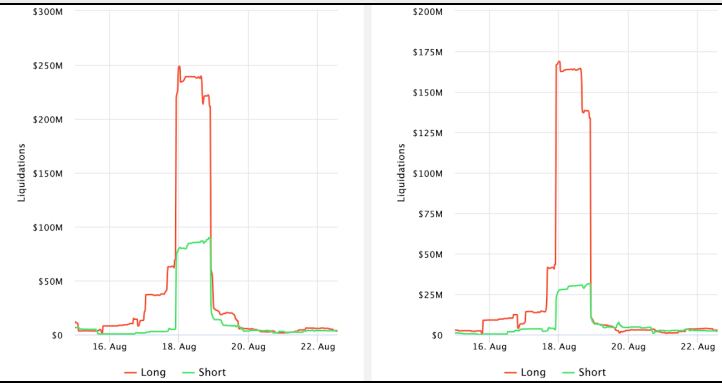
Futures Open Interest (BTC LHS ; ETH RHS)



Volume Weighted Funding Rate (BTC LHS ; ETH RHS), 1d

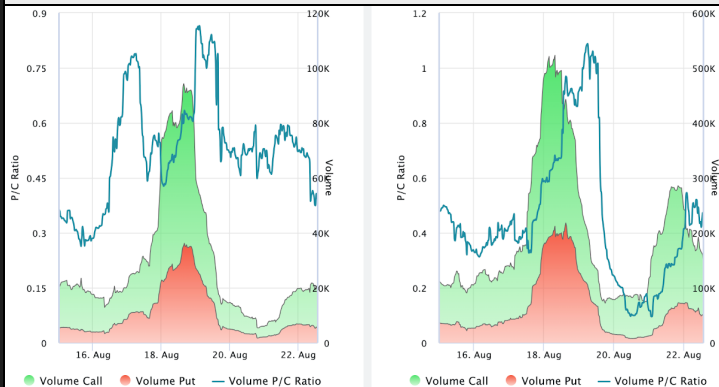


Liquidations (BTC LHS ; ETH RHS), 1d

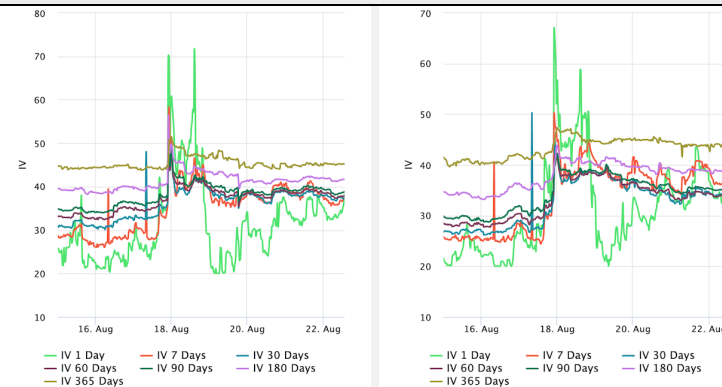


Crypto Options

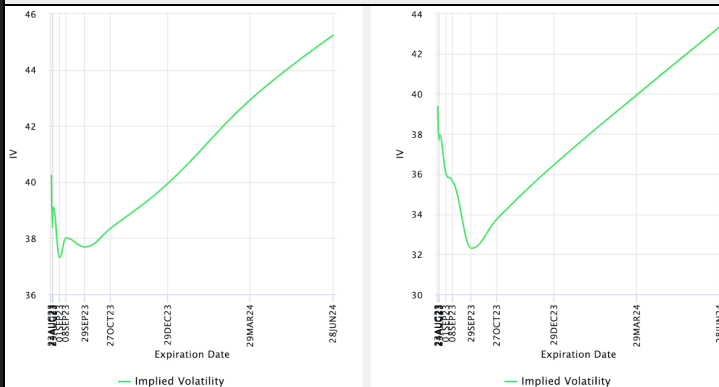
Options Volume & Put/Call Ratio (BTC LHS ; ETH RHS), 1d



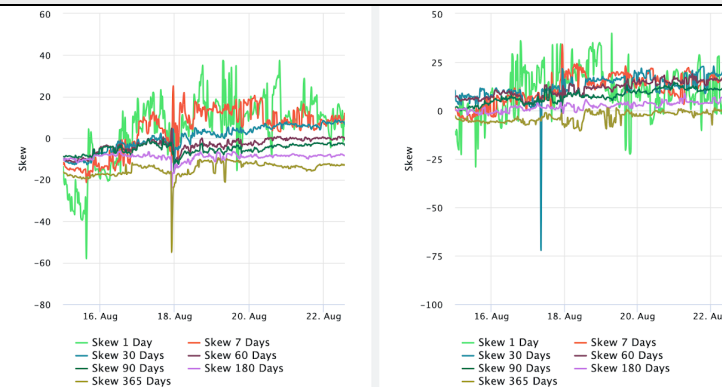
ATM Implied Volatility (BTC LHS ; ETH RHS)



ATM Implied Vol Term Structure (BTC LHS ; ETH RHS)



25 Delta Skew (BTC LHS ; ETH RHS)



About GSR

GSR is a global leader in digital asset trading, market making, OTC derivatives, and investments. We operate in a culture of excellence and leverage our first-rate reputation, deep relationships and proprietary trading technology to move swiftly and capitalize on market opportunities.

GSR's experienced team brings together decades of institutional trading expertise, while our industry-leading proprietary technology stack anchors everything we do.

Our main service areas are: market making; proprietary and algorithmic trading; client execution; structured products; risk management solutions; and portfolio investments.

For more information or if we can help with anything, please see gsr.io or contact us at gsr@gsr.io.

Follow GSR for more content: [Twitter](#) [Telegram](#) [LinkedIn](#)

Authors

Matt Kunke, Research Analyst [Twitter](#) [Telegram](#) [LinkedIn](#)
Brian Rudick, Senior Strategist [Twitter](#) [Telegram](#) [LinkedIn](#)

Required Disclosures

This material is provided by GSR (the "Firm") solely for informational purposes, is intended only for sophisticated, institutional investors and does not constitute an offer or commitment, a solicitation of an offer or commitment, or any advice or recommendation, to enter into or conclude any transaction (whether on the terms shown or otherwise), or to provide investment services in any state or country where such an offer or solicitation or provision would be illegal. The Firm is not and does not act as an advisor or fiduciary in providing this material.

This material is not a research report, and not subject to any of the independence and disclosure standards applicable to research reports prepared pursuant to FINRA or CFTC research rules. This material is not independent of the Firm's proprietary interests, which may conflict with the interests of any counterparty of the Firm. The Firm trades instruments discussed in this material for its own account, may trade contrary to the views expressed in this material, and may have positions in other related instruments.

Information contained herein is based on sources considered to be reliable, but is not guaranteed to be accurate or complete. Any opinions or estimates expressed herein reflect a judgment made by the author(s) as of the date of publication, and are subject to change without notice. Trading and investing in digital assets involves significant risks including price volatility and illiquidity and may not be suitable for all investors. The Firm is not liable whatsoever for any direct or consequential loss arising from the use of this material. Copyright of this material belongs to GSR. Neither this material nor any copy thereof may be taken, reproduced or redistributed, directly or indirectly, without prior written permission of GSR.

Notes & Sources

All options data is based on Deribit and derivatives graphics are from Laevidas. Market returns are based on price returns for the following ETFs: VOO, QQQ, EWU, EWG, EWJ, and EWH. Onchain volumes are not considered and thus certain token volumes may be understated (e.g., stETH).

CoinGecko	Santiment	DefiLlama	CoinMarketCap	Laevidas
L2Beat	Google Finance	TradingView	Deribit	WorldCoinIndex
Cryptorank	Investing.com	NFT Price Floor	CryptoSlate	