

## Crypto Leaderboard

Rank	Name	Ticker	Price	24h	7d	30d	24h Vol \$m	MC \$m	1-Year Chart
1	Bitcoin	BTC	\$26,079	-1%	-1%	-11%	12,184	507,566	
2	Ethereum	ETH	\$1,656	0%	-1%	-12%	7,154	198,915	
3	Tether	USDT	\$1.00	0%	0%	0%	18,367	82,943	
4	BNB	BNB	\$217	-1%	-1%	-9%	396	33,302	
5	XRP	XRP	\$0.52	-1%	3%	-28%	844	27,346	
6	USD Coin	USDC	\$1.00	0%	0%	0%	4,194	25,899	
7	Lido stETH	STETH	\$1,654	0%	-1%	-11%	8	13,852	
8	Cardano	ADA	\$0.26	-1%	-1%	-15%	218	9,189	
9	Dogecoin	DOGE	\$0.06	-1%	-1%	-20%	235	8,760	
10	Solana	SOL	\$20.6	-4%	-6%	-18%	300	8,394	

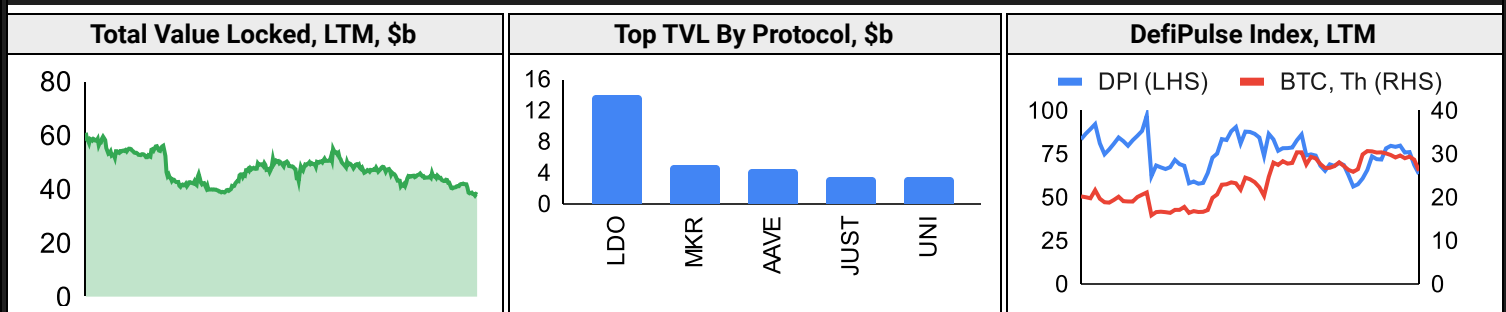
## Top & Bottom Performers - Top 100 Tokens

24h		7 Days		30 Days		90 Days		365 Days	
RLB	17%	SUI	14%	RLB	117%	RLB	434%	RLB	11599%
MNT	3%	RLB	11%	RUNE	61%	FLEX	408%	FLEX	3245%
RUNE	1%	DYDX	9%	HBAR	12%	KAS	99%	KAS	1118%
XRD	1%	XLM	5%	FLEX	9%	XDC	69%	INJ	308%
KCS	-6%	APE	-11%	LTC	-29%	SUI	-46%	CHZ	-72%
MKR	-7%	XDC	-11%	APE	-30%	CRV	-48%	NEAR	-73%
FLEX	-8%	PEPE	-19%	PEPE	-34%	RPL	-49%	APE	-74%
PEPE	-18%	FLEX	-21%	CRV	-39%	APE	-57%	FLOW	-79%

## Category Performance

Category	7d	30d	90d	180d	365d	Ecosystem	7d	30d	90d	180d	365d
CEXs	-1%	-12%	-16%	-30%	-24%	Cosmos	-2%	1%	-3%	-12%	26%
Other DeFi	-1%	-13%	-18%	-27%	0%	Tron	3%	-10%	-7%	-16%	-8%
Meme	-3%	-14%	-30%	-52%	-16%	Solana	-1%	-11%	1%	-22%	-31%
DEX	-2%	-15%	-19%	-40%	-45%	BSC	-2%	-14%	-28%	-36%	-24%
Smart Contract	0%	-16%	-23%	-38%	-46%	Polkadot	-2%	-18%	-23%	-47%	-42%
Gaming/Entertai	-2%	-16%	-30%	-52%	-64%	Polygon	-3%	-19%	-30%	-42%	-31%
Privacy	-3%	-17%	-25%	-48%	-53%	Avalanche	-8%	-20%	-15%	-34%	-39%
IoT/Data/Comp.	-3%	-17%	-25%	-46%	-52%	Ethereum	-3%	-21%	-15%	-33%	-26%
Currency	1%	-20%	4%	-3%	0%						
Scaling	-3%	-20%	-32%	-58%	-43%						
Lending	0%	-20%	-7%	-25%	-46%						

## DeFi



## Trading Volume

Aggregate Volumes by Product, \$b					Top Derivatives Exchanges, \$m and bps					Top Spot Exchanges, \$m		
Product	1d	7d	30d	O/I	Exchange	1d Vol	O/I	Mkr	Tkr	Exchange	Score	1d Vol
Spot	14	129	385	n/a	Binance	26,462	7,398	2.0	4.0	Binance	9.9	5,286
Perpetuals	267	928	2,940	76	Bybit	7,215	4,313	2.0	5.5	Coinbase	8.6	750
Futures	0	3	6	1	OKX	8,670	2,889	2.0	5.0	Kraken	8.4	491
Options	1	6	25	n/a	KuCoin	1,155	1,156	2.0	6.0	Bybit	7.3	752

Daily Spot Volume, Top 100 Tokens Last 20d, \$b				Top Volume, 1d, \$m		Top Volume, %20d Avg		Low Volume, %20d Avg	
				USDT	20,282	USDP	428%	BSV	28%
				BTC	12,321	PEPE	292%	STETH	46%
				ETH	5,347	DYDX	158%	LEO	48%
				USDC	2,807	KCS	146%	SHIB	50%
				TUSD	1,624	IMX	133%	AXS	50%

## Traditional Finance

Global Equity Markets							SPX vs. BTC, LTM	
	US	USGrwth	UK	Germany	Japan	HK		
1D	1%	1%	1%	1%	1%	0%		
7D	1%	2%	0%	0%	1%	0%		
90D	5%	4%	-2%	-3%	1%	-8%		
365D	5%	14%	4%	22%	8%	-16%		

10-Year Treasury Yields							Commodities & FX					
	US	Brazil	UK	Germany	Japan	HK		WTI	Gas	Gold	USD/EUR	USD/JPY
Last	4.22%	11.05%	4.47%	2.53%	0.65%	3.91%	Last	79.7	2.48	1,945	0.92	146.0
1d Chg	-0.02	-0.11	0.05	0.01	-0.01	-0.06	1d % Chg	0.9%	-1.4%	-0.1%	-0.1%	0.1%

## Volatility

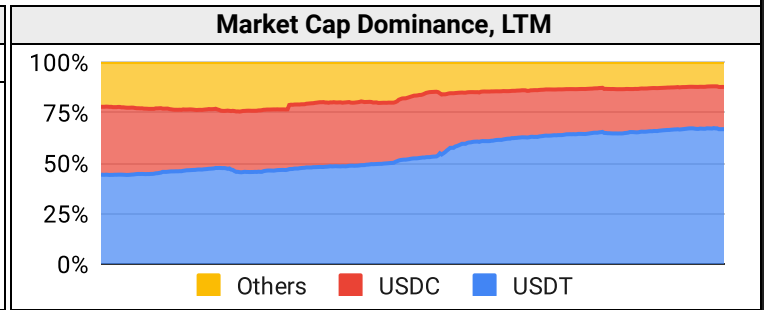
Annualized Volatility							Rolling 3M Annualized Volatility, LTM			
	BTC	ETH	BNB	XRP	ADA	DOGE				
30D	30%	30%	31%	60%	41%	52%				
90D	37%	39%	46%	159%	74%	61%				
180D	44%	46%	43%	124%	67%	67%				
365D	49%	61%	53%	104%	69%	91%				

## Correlations

Intra-Crypto Correlations, LTM							Rolling 3M Correlations, LTM				
	BTC	ETH	BNB	XRP	ADA	DOGE					
BTC											
ETH	0.87										
BNB	0.75	0.76									
XRP	0.49	0.55	0.46								
ADA	0.74	0.79	0.71	0.69							
DOGE	0.59	0.66	0.57	0.40	0.61						

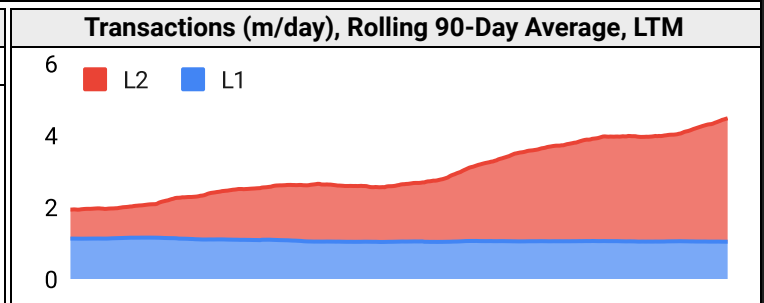
## Stablecoins

Stablecoin Market Size and Volume, \$m				
Ticker	Price	1d Vol	20d Avg Vol	Market Cap
USDT	1.00	20,282	22,013	82,821
USDC	1.00	2,807	3,063	25,877
DAI	1.00	80	112	5,346
BUSD	1.00	1,128	1,283	3,175
TUSD	1.00	1,624	2,005	2,903
FRAX	1.00	9	12	805



## Ethereum Mainnet & Layer 2s

Mainnet & Layer 2 Transactions (m/day) and L2 TVL (\$m)				
Network	1d	30d Avg	TVL	Tech Type
Ethereum	1.1	1.0	-	Mainnet
zkSync Era	1.0	0.9	402	ZKR
Arbitrum One	0.5	0.6	5,310	ORU
OP Mainnet	0.4	0.6	2,550	ORU
Base	0.7	0.5	243	ORU
Starknet	0.5	0.3	133	ZKR
Immutable X	0.2	0.2	92	App-specific Validium
dYdX	0.2	0.2	334	App-specific ZKR
Arbitrum Nova	0.1	0.1	18	Optimium
Mantle	0.1	0.1	87	Optimium



### Layer 2 Token Performance & Market Cap (\$m)

	MATIC	MNT	ARB	OP	IMX
30d Return	-23%	-18%	-19%	1%	-21%
Market Cap	5,080	1,400	1,220	1,070	631

## NFTs and DAOs

NFT Collection Stats (in ETH)					
Collection	Floor	Listings	3M Ret.	3M Vol	Market Cap
CryptoPunks	46.3	1,113	-9%	45,570	463,000
Bored Ape	24.9	490	-45%	295,383	248,600
Autoglyphs	199.0	5	14%	887	101,888
Squiggle	10.2	196	-11%	3,018	101,296
Mutant Ape	5.0	635	-46%	126,145	97,590
Fidenza	65.0	47	-7%	2,367	64,935
The Sandbox	0.3	338	-32%	524	49,094
Azuki	4.5	425	-69%	165,111	44,600
Decentraland	0.4	149	-23%	124	40,682
Milady Maker	3.9	830	29%	21,401	39,300

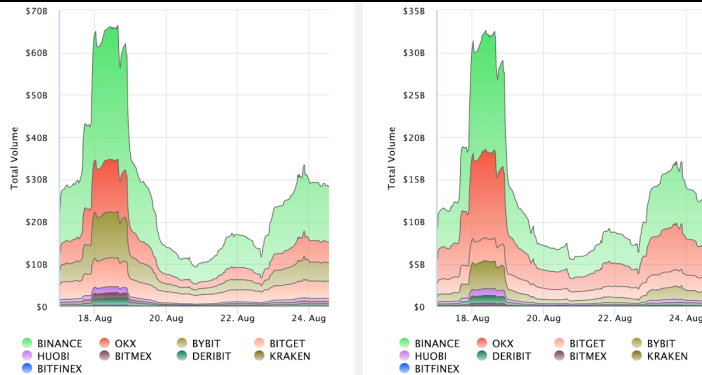
DAO Treasury Amount (\$m) and Composition					
DAO	Treasury	Stables	BTC/ETH	Own Tokens	Other
Arbitrum	3,373	0%	0%	100%	0%
Mantle	2,009	14%	19%	66%	1%
Uniswap	1,943	0%	0%	100%	0%
Optimism	1,700	0%	0%	100%	0%
ENS	608	3%	4%	93%	0%
Ethereum	527	0%	100%	0%	0%
Golem	287	0%	96%	4%	0%
Stargate	242	15%	0%	83%	1%
Lido	240	3%	25%	73%	0%
IndiaCovidRel	203	99%	1%	0%	1%

## Crypto News

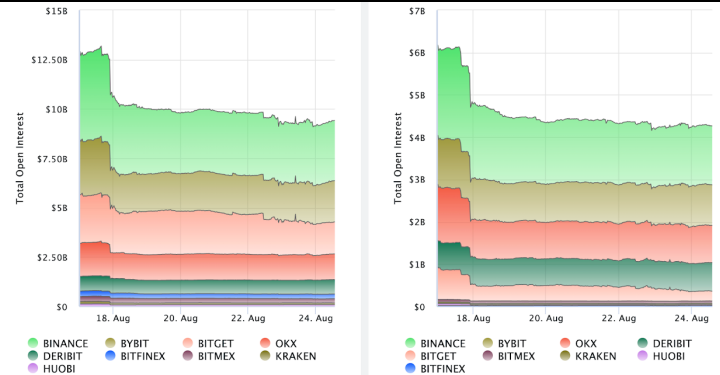
- [Mastercard to Terminate Co-Branded Card Partnership With Binance - PYMNTS.com](#)
- [Jury trial dates set for next year in long-winded Ripple case - The Block](#)
- [Stablecoin supply continues to drop despite wider adoption signals - The Block](#)
- [Bitcoin retreats back below \\$30,000 ahead of US CPI release - The Block](#)
- [Academia divided over ChatGPT's left political bias claims - Cointelegraph](#)
- [Bitcoin sails the seas: Sailor paints giant 'B' on boat to promote crypto across the waves - Cointelegraph](#)
- [Tornado Cash developer Roman Storm released on bail, lawyer says - Cointelegraph](#)
- [5 AI-themed movies to watch - Cointelegraph](#)
- [Atari founder, Animoca sees Web3 games as vital for virtual ownership and education - Cointelegraph](#)

## Crypto Futures

### Futures Volume (BTC LHS ; ETH RHS), 1d



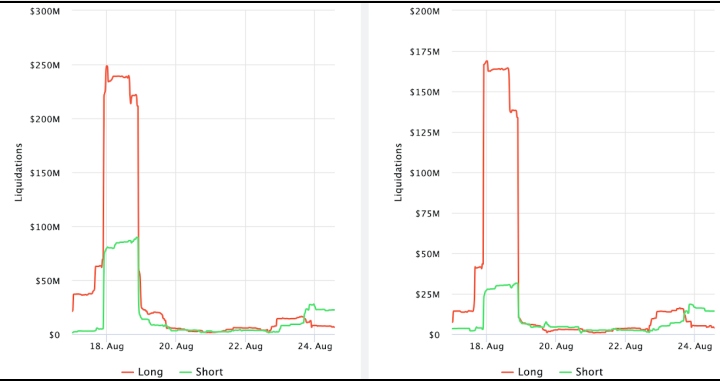
### Futures Open Interest (BTC LHS ; ETH RHS)



### Volume Weighted Funding Rate (BTC LHS ; ETH RHS), 1d

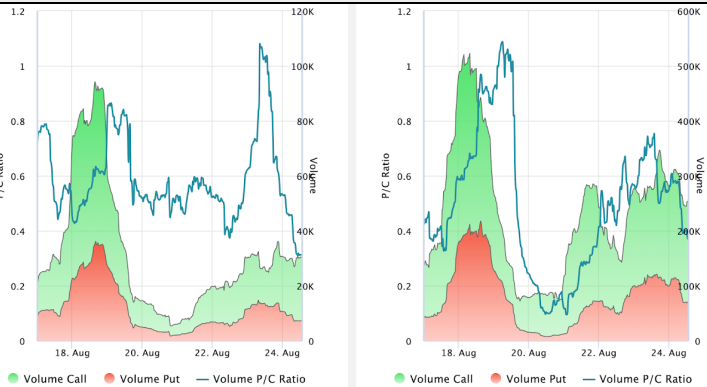


### Liquidations (BTC LHS ; ETH RHS), 1d

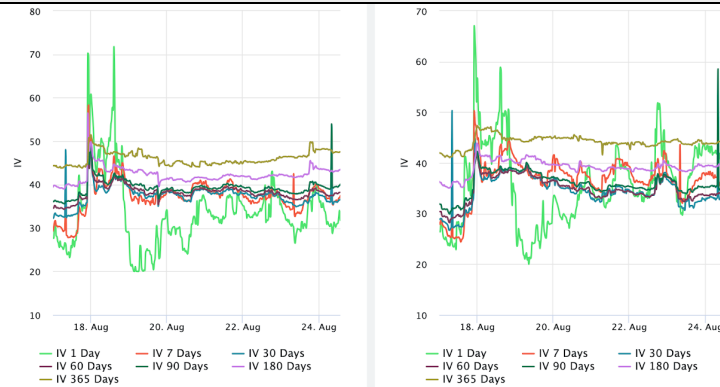


## Crypto Options

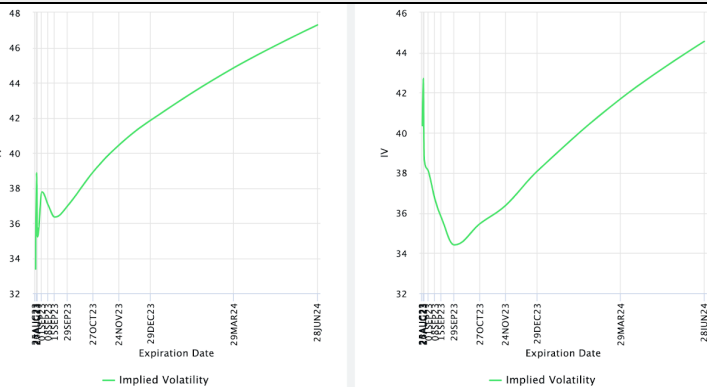
### Options Volume & Put/Call Ratio (BTC LHS ; ETH RHS), 1d



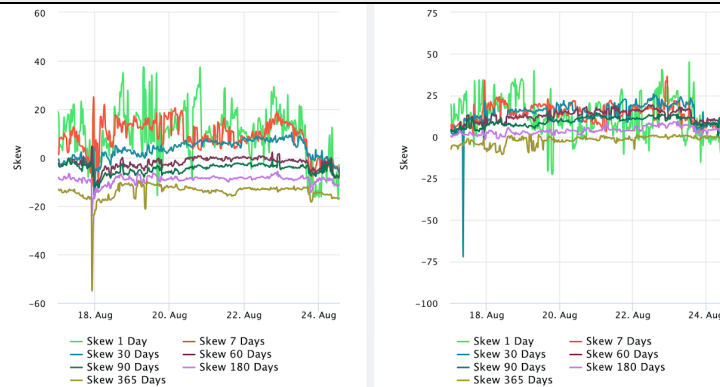
### ATM Implied Volatility (BTC LHS ; ETH RHS)



### ATM Implied Vol Term Structure (BTC LHS ; ETH RHS)



### 25 Delta Skew (BTC LHS ; ETH RHS)





August 25, 2023

## About GSR

GSR is a global leader in digital asset trading, market making, OTC derivatives, and investments. We operate in a culture of excellence and leverage our first-rate reputation, deep relationships and proprietary trading technology to move swiftly and capitalize on market opportunities.

GSR's experienced team brings together decades of institutional trading expertise, while our industry-leading proprietary technology stack anchors everything we do.

Our main service areas are: market making; proprietary and algorithmic trading; client execution; structured products; risk management solutions; and portfolio investments.

For more information or if we can help with anything, please see [gsr.io](https://gsr.io) or contact us at [gsr@gsr.io](mailto:gsr@gsr.io).

Follow GSR for more content: [Twitter](#) [Telegram](#) [LinkedIn](#)

## Authors

Matt Kunke, Research Analyst [Twitter](#) [Telegram](#) [LinkedIn](#)  
Brian Rudick, Senior Strategist [Twitter](#) [Telegram](#) [LinkedIn](#)

## Required Disclosures

*This material is provided by GSR (the "Firm") solely for informational purposes, is intended only for sophisticated, institutional investors and does not constitute an offer or commitment, a solicitation of an offer or commitment, or any advice or recommendation, to enter into or conclude any transaction (whether on the terms shown or otherwise), or to provide investment services in any state or country where such an offer or solicitation or provision would be illegal. The Firm is not and does not act as an advisor or fiduciary in providing this material.*

*This material is not a research report, and not subject to any of the independence and disclosure standards applicable to research reports prepared pursuant to FINRA or CFTC research rules. This material is not independent of the Firm's proprietary interests, which may conflict with the interests of any counterparty of the Firm. The Firm trades instruments discussed in this material for its own account, may trade contrary to the views expressed in this material, and may have positions in other related instruments.*

*Information contained herein is based on sources considered to be reliable, but is not guaranteed to be accurate or complete. Any opinions or estimates expressed herein reflect a judgment made by the author(s) as of the date of publication, and are subject to change without notice. Trading and investing in digital assets involves significant risks including price volatility and illiquidity and may not be suitable for all investors. The Firm is not liable whatsoever for any direct or consequential loss arising from the use of this material. Copyright of this material belongs to GSR. Neither this material nor any copy thereof may be taken, reproduced or redistributed, directly or indirectly, without prior written permission of GSR.*

## Notes & Sources

All options data is based on Deribit and derivatives graphics are from Laevidas. Market returns are based on price returns for the following ETFs: VOO, QQQ, EWU, EWG, EWJ, and EWH. Onchain volumes are not considered and thus certain token volumes may be understated (e.g., stETH).

CoinGecko	Santiment	DefiLlama	CoinMarketCap	Laevidas
L2Beat	Google Finance	TradingView	Deribit	WorldCoinIndex
Cryptorank	Investing.com	NFT Price Floor	CryptoSlate	