

## Crypto Leaderboard

Rank	Name	Ticker	Price	24h	7d	30d	24h Vol \$m	MC \$m	1-Year Chart
1	Bitcoin	BTC	\$25,982	0%	0%	-11%	5,852	505,887	
2	Ethereum	ETH	\$1,642	-1%	-1%	-12%	4,048	197,326	
3	Tether	USDT	\$1.00	0%	0%	0%	10,366	82,837	
4	BNB	BNB	\$218	0%	4%	-10%	249	33,457	
5	XRP	XRP	\$0.52	-1%	0%	-27%	682	27,263	
6	USD Coin	USDC	\$1.00	0%	0%	0%	1,538	26,013	
7	Lido stETH	STETH	\$1,643	-1%	-1%	-12%	12	13,934	
8	Cardano	ADA	\$0.26	-1%	1%	-17%	160	9,127	
9	Dogecoin	DOGE	\$0.06	0%	-1%	-20%	181	8,814	
10	Solana	SOL	\$20.2	-2%	-4%	-17%	199	8,230	

## Top & Bottom Performers - Top 100 Tokens

24h		7 Days		30 Days		90 Days		365 Days	
XDC	17%	RLB	16%	RLB	145%	RLB	646%	RLB	11669%
AVAX	1%	DYDX	12%	RUNE	57%	KAS	107%	KAS	1163%
TON	1%	TON	11%	DYDX	5%	BCH	69%	INJ	316%
DOT	1%	XDC	10%	XDC	5%	XDC	66%	BGB	186%
HBAR	-5%	RUNE	-13%	UNI	-29%	RNDR	-46%	NEAR	-71%
SUI	-6%	HBAR	-14%	LTC	-31%	SUI	-47%	APE	-72%
PEPE	-7%	PEPE	-23%	PEPE	-36%	RPL	-53%	CHZ	-72%
KAS	-8%	KAS	-23%	CETH	-100%	APE	-55%	FLOW	-77%

## Category Performance

Category	7d	30d	90d	180d	365d	Ecosystem	7d	30d	90d	180d	365d
CEXs	-2%	-13%	-15%	-28%	-20%	Cosmos	-4%	-5%	-13%	-14%	28%
Meme	3%	-13%	-27%	-47%	-9%	Tron	0%	-10%	-6%	-14%	-7%
DEX	-1%	-15%	-21%	-41%	-40%	Solana	-5%	-15%	-11%	-25%	-33%
Other DeFi	-5%	-15%	-20%	-30%	1%	BSC	-3%	-17%	-31%	-35%	-21%
Privacy	0%	-16%	-21%	-46%	-49%	Polygon	-2%	-18%	-31%	-41%	-28%
IoT/Data/Comp.	-2%	-16%	-25%	-44%	-49%	Polkadot	-2%	-19%	-25%	-46%	-38%
Smart Contract	0%	-17%	-23%	-37%	-43%	Ethereum	-1%	-21%	-15%	-35%	-22%
Gaming/Entertai	-4%	-18%	-30%	-51%	-63%	Avalanche	-7%	-22%	-16%	-34%	-35%
Scaling	0%	-18%	-29%	-54%	-38%						
Currency	1%	-21%	2%	-2%	6%						
Lending	0%	-23%	-8%	-26%	-43%						

## DeFi

### Total Value Locked, LTM, \$b

### Top TVL By Protocol, \$b

### DefiPulse Index, LTM

## Trading Volume

Aggregate Volumes by Product, \$b					Top Derivatives Exchanges, \$m and bps					Top Spot Exchanges, \$m		
Product	1d	7d	30d	O/I	Exchange	1d Vol	O/I	Mkr	Tkr	Exchange	Score	1d Vol
Spot	11	62	349	n/a	Binance	19,694	7,443	2.0	4.0	Binance	9.9	4,471
Perpetuals	100	459	2,830	145	Bybit	4,866	4,260	2.0	5.5	Coinbase	8.4	550
Futures	0	1	5	1	OKX	6,898	2,937	2.0	5.0	Kraken	8.3	417
Options	1	5	24	n/a	Bitget	4,981	2,448	2.0	6.0	KuCoin	7.3	234

Daily Spot Volume, Top 100 Tokens Last 20d, \$b				Top Volume, 1d, \$m		Top Volume, %20d Avg		Low Volume, %20d Avg	
				USDT	17,347	CRO	139%	RETH	35%
				BTC	11,047	AVAX	127%	HBAR	42%
				ETH	4,507	DOT	124%	OKB	42%
				USDC	2,651	XMR	107%	SHIB	47%
				TUSD	1,576	KCS	105%	DOGE	55%

## Traditional Finance

Global Equity Markets							SPX vs. BTC, LTM	
	US	USGrwth	UK	Germany	Japan	HK		
1D	1%	1%	1%	1%	1%	2%	40,000	8,000
7D	1%	1%	1%	0%	2%	3%	30,000	6,000
90D	6%	5%	0%	-1%	2%	-6%	20,000	4,000
365D	10%	20%	7%	27%	13%	-13%	10,000	2,000

10-Year Treasury Yields							Commodities & FX					
	US	Brazil	UK	Germany	Japan	HK	Last	WTI	Gas	Gold	USD/EUR	USD/JPY
Last	4.23%	11.10%	4.52%	2.57%	0.64%	3.88%	Last	80.5	2.68	1,944	0.93	147.2
1d Chg	0.01	0.00	0.07	0.00	0.00	-0.06	1d % Chg	0.5%	0.6%	-0.2%	0.2%	0.5%

## Volatility

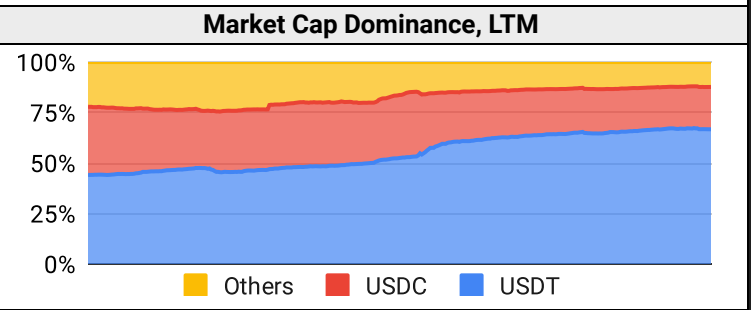
Annualized Volatility							Rolling 3M Annualized Volatility, LTM			
	BTC	ETH	BNB	XRP	ADA	DOGE				
30D	30%	30%	31%	60%	42%	50%	120%	80%	40%	0%
90D	36%	38%	45%	159%	74%	61%	80%	40%	0%	
180D	44%	45%	43%	124%	67%	67%	40%	0%		
365D	48%	59%	52%	104%	68%	90%	0%			

## Correlations

Intra-Crypto Correlations, LTM							Rolling 3M Correlations, LTM				
	BTC	ETH	BNB	XRP	ADA	DOGE					
BTC							0.80	vs. US Equities	0.40	0.00	
ETH	0.87						1.00	vs. BTC	0.80	0.60	
BNB	0.74	0.75					0.40	0.20			
XRP	0.49	0.55	0.46								
ADA	0.74	0.79	0.71	0.69							
DOGE	0.58	0.66	0.57	0.40	0.61						

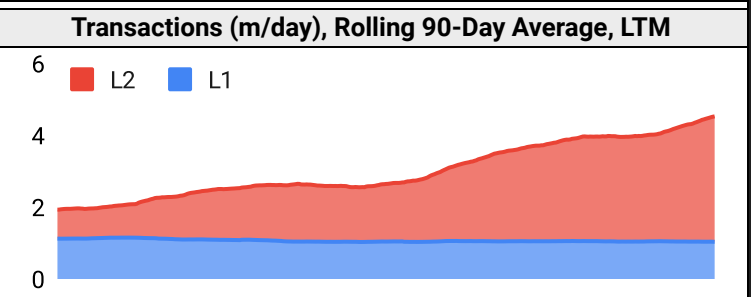
## Stablecoins

Stablecoin Market Size and Volume, \$m				
Ticker	Price	1d Vol	20d Avg Vol	Market Cap
USDT	1.00	17,347	20,561	82,805
USDC	1.00	2,651	2,919	26,012
DAI	1.00	73	93	5,343
BUSD	1.00	833	1,174	3,108
TUSD	1.00	1,576	1,788	2,904
FRAX		0	0	805



## Ethereum Mainnet & Layer 2s

Mainnet & Layer 2 Transactions (m/day) and L2 TVL (\$m)				
Network	1d	30d Avg	TVL	Tech Type
Ethereum	1.0	1.0	-	Mainnet
zkSync Era	0.9	0.9	378	ZKR
Arbitrum One	0.5	0.6	5,310	ORU
Base	0.4	0.5	247	ORU
OP Mainnet	0.4	0.5	2,460	ORU
Starknet	0.4	0.4	110	ZKR
Immutable X	0.2	0.2	93	App-specific Validium
dYdX	0.2	0.2	333	App-specific ZKR
Arbitrum Nova	0.1	0.1	18	Optimium
Mantle	0.1	0.1	87	Optimium



### Layer 2 Token Performance & Market Cap (\$m)

	MATIC	MNT	ARB	OP	IMX
30d Return	-22%	-18%	-20%	-10%	-27%
Market Cap	5,170	1,390	1,190	1,020	622

## NFTs and DAOs

NFT Collection Stats (in ETH)					
Collection	Floor	Listings	3M Ret.	3M Vol	Market Cap
CryptoPunks	47.6	1,096	-6%	45,703	476,000
Bored Ape	26.5	489	-42%	287,993	265,000
Autoglyphs	199.0	5	14%	887	101,888
Mutant Ape	5.1	681	-47%	121,226	98,953
Squiggle	9.9	204	-10%	3,110	98,317
Fidenza	65.0	45	-6%	2,309	64,935
The Sandbox	0.3	346	-33%	521	49,094
Azuki	4.4	432	-70%	163,743	44,400
Decentraland	0.4	142	2%	124	40,201
Milady Maker	3.9	810	15%	21,135	39,500

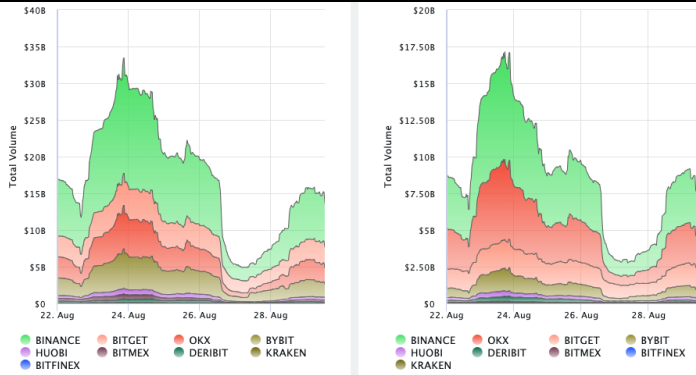
DAO Treasury Amount (\$m) and Composition					
DAO	Treasury	Stables	BTC/ETH	Own Tokens	Other
Arbitrum	3,296	0%	0%	100%	0%
Mantle	1,941	15%	20%	65%	1%
Uniswap	1,935	0%	0%	100%	0%
Optimism	1,632	0%	0%	100%	0%
ENS	600	3%	5%	92%	0%
Ethereum	523	0%	100%	0%	0%
Golem	284	0%	96%	4%	0%
Wonderland	249	73%	0%	8%	19%
Stargate	239	15%	0%	83%	1%
Lido	233	2%	25%	73%	0%

## Crypto News

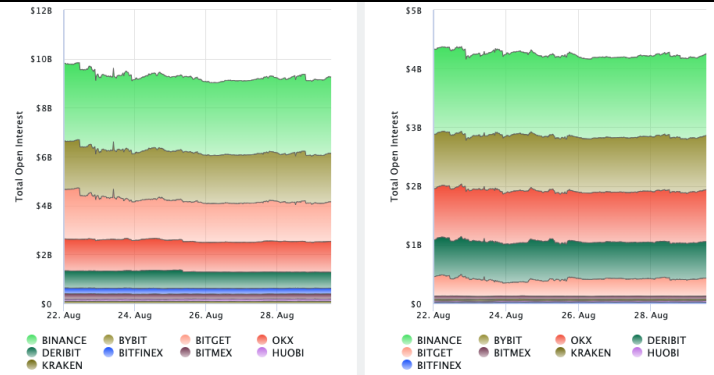
- [DCG reaches 'agreement in principle' with Genesis creditors, debtors - Cointelegraph](#)
- [dYdX to unlock 6.52M tokens worth \\$14M for community treasury, rewards - Cointelegraph](#)
- [Bitcoin, Ether trading flat as SEC targets NFT firm - Forkast News](#)
- [Biden administration proposes new crypto tax reporting rules - CNBC](#)
- [Jacobi's Crypto ETF \(BCOIN\) Pulls ESG Label Into Bitcoin World - Bloomberg](#)
- [Bitcoin trading volume is at its lowest in more than four years - CNBC](#)
- [Indian PM Modi calls for global cryptocurrency framework at G20 Summit - Cointelegraph](#)
- [Crypto lawyer about SEC: 'Problematic to imply all NFTs are securities' - Cointelegraph](#)
- [Shibarium wallets surpass 100K after SHIB devs relaunch bridge - Cointelegraph](#)

## Crypto Futures

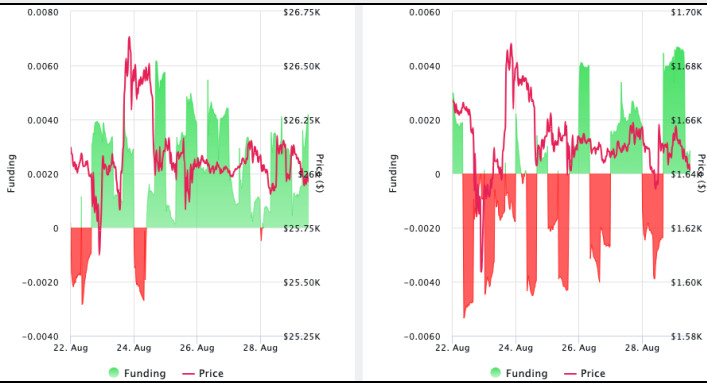
### Futures Volume (BTC LHS ; ETH RHS), 1d



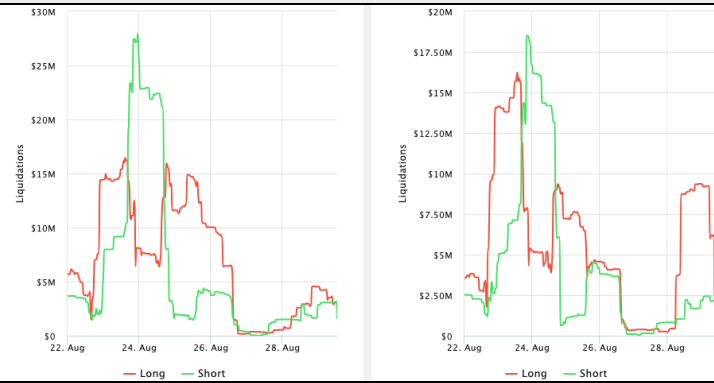
### Futures Open Interest (BTC LHS ; ETH RHS)



### Volume Weighted Funding Rate (BTC LHS ; ETH RHS), 1d

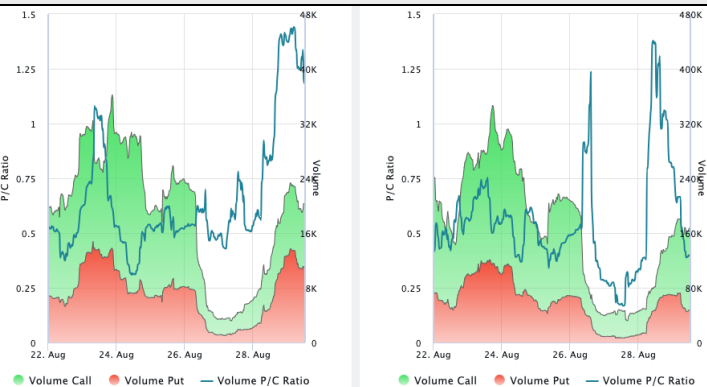


### Liquidations (BTC LHS ; ETH RHS), 1d

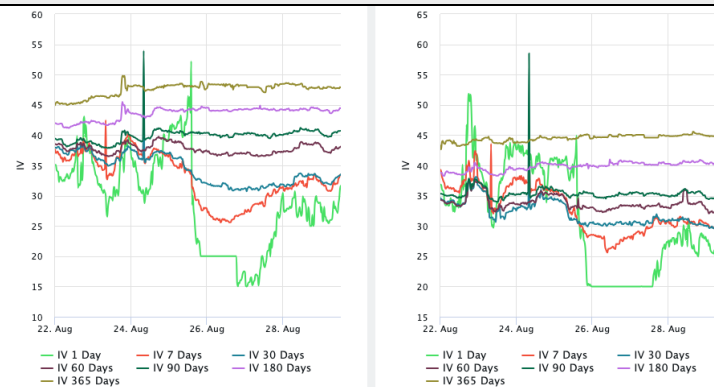


## Crypto Options

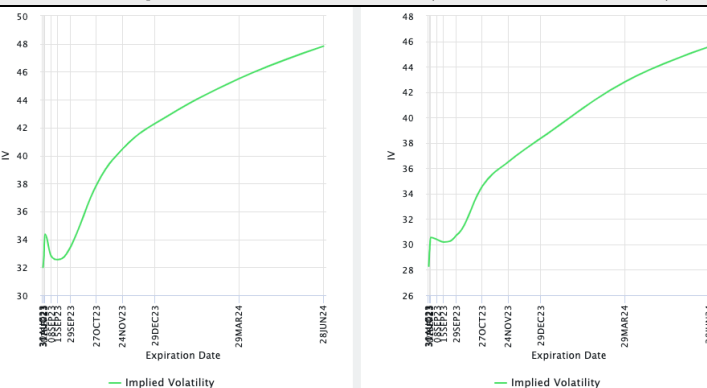
### Options Volume & Put/Call Ratio (BTC LHS ; ETH RHS), 1d



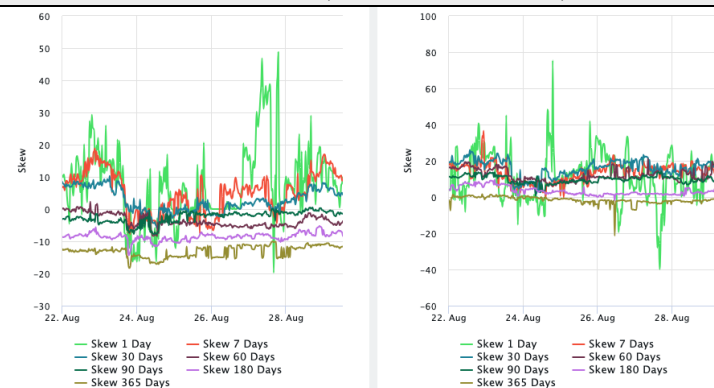
### ATM Implied Volatility (BTC LHS ; ETH RHS)



### ATM Implied Vol Term Structure (BTC LHS ; ETH RHS)



### 25 Delta Skew (BTC LHS ; ETH RHS)





August 29, 2023

## About GSR

GSR is a global leader in digital asset trading, market making, OTC derivatives, and investments. We operate in a culture of excellence and leverage our first-rate reputation, deep relationships and proprietary trading technology to move swiftly and capitalize on market opportunities.

GSR's experienced team brings together decades of institutional trading expertise, while our industry-leading proprietary technology stack anchors everything we do.

Our main service areas are: market making; proprietary and algorithmic trading; client execution; structured products; risk management solutions; and portfolio investments.

For more information or if we can help with anything, please see [gsr.io](https://gsr.io) or contact us at [gsr@gsr.io](mailto:gsr@gsr.io).

Follow GSR for more content: [Twitter](#) [Telegram](#) [LinkedIn](#)

## Authors

Matt Kunke, Research Analyst [Twitter](#) [Telegram](#) [LinkedIn](#)  
Brian Rudick, Senior Strategist [Twitter](#) [Telegram](#) [LinkedIn](#)

## Required Disclosures

*This material is provided by GSR (the "Firm") solely for informational purposes, is intended only for sophisticated, institutional investors and does not constitute an offer or commitment, a solicitation of an offer or commitment, or any advice or recommendation, to enter into or conclude any transaction (whether on the terms shown or otherwise), or to provide investment services in any state or country where such an offer or solicitation or provision would be illegal. The Firm is not and does not act as an advisor or fiduciary in providing this material.*

*This material is not a research report, and not subject to any of the independence and disclosure standards applicable to research reports prepared pursuant to FINRA or CFTC research rules. This material is not independent of the Firm's proprietary interests, which may conflict with the interests of any counterparty of the Firm. The Firm trades instruments discussed in this material for its own account, may trade contrary to the views expressed in this material, and may have positions in other related instruments.*

*Information contained herein is based on sources considered to be reliable, but is not guaranteed to be accurate or complete. Any opinions or estimates expressed herein reflect a judgment made by the author(s) as of the date of publication, and are subject to change without notice. Trading and investing in digital assets involves significant risks including price volatility and illiquidity and may not be suitable for all investors. The Firm is not liable whatsoever for any direct or consequential loss arising from the use of this material. Copyright of this material belongs to GSR. Neither this material nor any copy thereof may be taken, reproduced or redistributed, directly or indirectly, without prior written permission of GSR.*

## Notes & Sources

All options data is based on Deribit and derivatives graphics are from Laevidas. Market returns are based on price returns for the following ETFs: VOO, QQQ, EWU, EWG, EWJ, and EWH. Onchain volumes are not considered and thus certain token volumes may be understated (e.g., stETH).

CoinGecko	Santiment	DefiLlama	CoinMarketCap	Laevidas
L2Beat	Google Finance	TradingView	Deribit	WorldCoinIndex
Cryptorank	Investing.com	NFT Price Floor	CryptoSlate	