

Crypto Leaderboard

Rank	Name	Ticker	Price	24h	7d	30d	24h Vol \$m	MC \$m	1-Year Chart
1	Bitcoin	BTC	\$27,396	6%	6%	-6%	25,395	533,450	
2	Ethereum	ETH	\$1,719	5%	5%	-7%	15,971	206,665	
3	Tether	USDT	\$1.00	0%	0%	0%	33,909	82,882	
4	BNB	BNB	\$225	3%	5%	-7%	721	34,576	
5	XRP	XRP	\$0.53	3%	2%	-24%	1,414	28,096	
6	USD Coin	USDC	\$1.00	0%	0%	0%	8,038	26,164	
7	Lido stETH	STETH	\$1,718	5%	5%	-7%	22	14,633	
8	Cardano	ADA	\$0.26	2%	2%	-14%	362	9,289	
9	Dogecoin	DOGE	\$0.07	5%	3%	-16%	583	9,202	
10	Solana	SOL	\$21.5	7%	4%	-9%	568	8,770	

Top & Bottom Performers - Top 100 Tokens

24h		7 Days		30 Days		90 Days		365 Days	
STX	19%	RLB	26%	RLB	170%	RLB	707%	RLB	12819%
TON	17%	TON	25%	RUNE	66%	KAS	126%	KAS	1117%
BCH	13%	XDC	17%	FXS	5%	BCH	91%	INJ	367%
KAS	8%	BCH	15%	XDC	5%	XDC	69%	OKB	188%
BUSD	0%	KCS	-8%	LTC	-27%	CRV	-42%	CHZ	-68%
CSPR	0%	SUI	-8%	UNI	-28%	SUI	-44%	APE	-69%
DYDX	-1%	KAS	-11%	PEPE	-28%	RPL	-51%	NEAR	-71%
XMR	-1%	PEPE	-17%	CETH	-100%	APE	-52%	FLOW	-77%

Category Performance

Category	7d	30d	90d	180d	365d	Ecosystem	7d	30d	90d	180d	365d
Meme	5%	-9%	-24%	-41%	-2%	Cosmos	-3%	-2%	-10%	-7%	37%
CEXs	-1%	-10%	-10%	-23%	-15%	Tron	-2%	-8%	-5%	-11%	-6%
Gaming/Entertai	-1%	-11%	-27%	-44%	-59%	Solana	-5%	-12%	-5%	-21%	-30%
DEX	-1%	-11%	-17%	-35%	-36%	BSC	0%	-12%	-28%	-28%	-14%
Other DeFi	-1%	-12%	-16%	-23%	10%	Polygon	0%	-14%	-28%	-34%	-21%
IoT/Data/Comp.	1%	-13%	-21%	-38%	-44%	Polkadot	0%	-14%	-23%	-40%	-33%
Smart Contract	1%	-13%	-19%	-31%	-39%	Ethereum	-1%	-16%	-12%	-30%	-17%
Privacy	1%	-13%	-19%	-41%	-46%	Avalanche	-6%	-17%	-12%	-28%	-30%
Scaling	2%	-15%	-27%	-50%	-34%						
Currency	3%	-17%	8%	8%	15%						
Lending	1%	-19%	-3%	-20%	-40%						

DeFi

Total Value Locked, LTM, \$b	Top TVL By Protocol, \$b	DefiPulse Index, LTM

Trading Volume

Aggregate Volumes by Product, \$b					Top Derivatives Exchanges, \$m and bps					Top Spot Exchanges, \$m		
Product	1d	7d	30d	O/I	Exchange	1d Vol	O/I	Mkr	Tkr	Exchange	Score	1d Vol
Spot	29	62	373	n/a	Binance	55,102	7,778	2.0	4.0	Binance	9.9	11,553
Perpetuals	181	529	3,070	100	Bybit	16,445	4,516	2.0	5.5	Coinbase	8.5	1,568
Futures	1	1	6	1	OKX	21,293	3,184	2.0	5.0	Kraken	8.3	916
Options	2	7	27	n/a	KuCoin	2,342	1,170	2.0	6.0	KuCoin	7.5	545

Daily Spot Volume, Top 100 Tokens Last 20d, \$b				Top Volume, 1d, \$m		Top Volume, %20d Avg		Low Volume, %20d Avg	
				USDT	41,685	STX	673%	RETH	56%
				BTC	31,389	BCH	252%	HBAR	64%
				ETH	11,413	MNT	244%	SHIB	69%
				USDC	4,708	XEC	219%	APE	77%
				TUSD	3,986	WBTC	215%	WBT	77%

Traditional Finance

Global Equity Markets							SPX vs. BTC, LTM	
	US	USGrwth	UK	Germany	Japan	HK		
1D	1%	2%	1%	2%	1%	3%	40,000	8,000
7D	1%	2%	2%	2%	1%	4%	30,000	6,000
90D	6%	6%	0%	-1%	0%	-4%	20,000	4,000
365D	13%	25%	10%	28%	14%	-10%	10,000	2,000

10-Year Treasury Yields							Commodities & FX					
	US	Brazil	UK	Germany	Japan	HK		WTI	Gas	Gold	USD/EUR	USD/JPY
Last	4.16%	10.96%	4.49%	2.57%	0.64%	3.85%	Last	81.7	2.70	1,968	0.92	146.3
1d Chg	0.03	-0.01	0.06	0.06	-0.01	-0.06	1d % Chg	0.6%	1.3%	0.2%	-0.1%	0.3%

Volatility

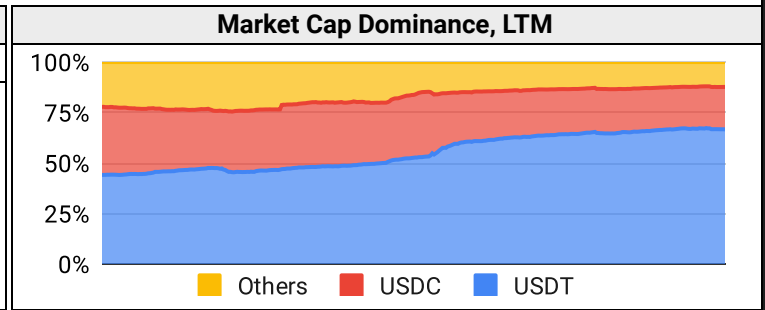
Annualized Volatility							Rolling 3M Annualized Volatility, LTM				
	BTC	ETH	BNB	XRP	ADA	DOGE					
30D	38%	34%	34%	62%	42%	53%	120%	80%	40%	0%	
90D	38%	39%	46%	159%	74%	62%					
180D	44%	45%	43%	124%	67%	67%					
365D	49%	59%	52%	104%	68%	91%					

Correlations

Intra-Crypto Correlations, LTM							Rolling 3M Correlations, LTM					
	BTC	ETH	BNB	XRP	ADA	DOGE						
BTC							0.80	vs. US Equities	0.40	0.00	1.00	vs. BTC
ETH	0.87						0.80		0.40	0.00	1.00	
BNB	0.74	0.75					0.80		0.40	0.00	1.00	
XRP	0.49	0.55	0.46				0.80		0.40	0.00	1.00	
ADA	0.73	0.79	0.71	0.69			0.80		0.40	0.00	1.00	
DOGE	0.58	0.66	0.57	0.40	0.61		0.80		0.40	0.00	1.00	

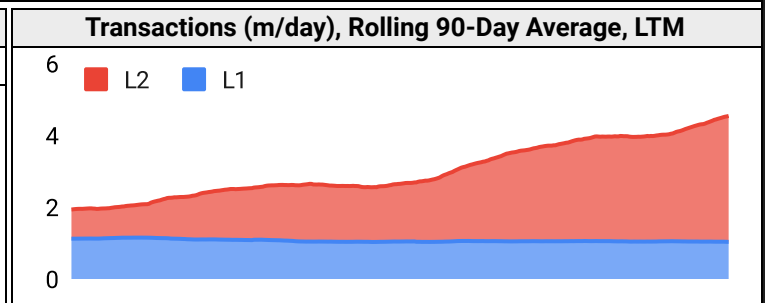
Stablecoins

Stablecoin Market Size and Volume, \$m				
Ticker	Price	1d Vol	20d Avg Vol	Market Cap
USDT	1.00	41,685	22,814	82,861
USDC	1.00	4,708	3,096	26,163
DAI	1.00	160	101	5,346
BUSD	1.00	1,511	1,221	3,102
TUSD	1.00	3,986	1,997	2,905
FRAX	1.00	16	10	805



Ethereum Mainnet & Layer 2s

Mainnet & Layer 2 Transactions (m/day) and L2 TVL (\$m)				
Network	1d	30d Avg	TVL	Tech Type
Ethereum	1.0	1.0	-	Mainnet
zkSync Era	0.9	0.9	401	ZKR
Arbitrum One	0.6	0.6	5,430	ORU
Base	0.4	0.5	256	ORU
OP Mainnet	0.4	0.5	2,560	ORU
Starknet	0.6	0.4	125	ZKR
Immutable X	0.2	0.2	99	App-specific Validium
dYdX	0.3	0.2	338	App-specific ZKR
Arbitrum Nova	0.1	0.1	19	Optimium
Mantle	0.2	0.1	90	Optimium



Layer 2 Token Performance & Market Cap (\$m)

	MATIC	MNT	ARB	OP	IMX
30d Return	-18%	-14%	-19%	-13%	-22%
Market Cap	5,400	1,440	1,220	1,060	666

NFTs and DAOs

NFT Collection Stats (in ETH)					
Collection	Floor	Listings	3M Ret.	3M Vol	Market Cap
CryptoPunks	48.5	1,093	-3%	46,196	485,000
Bored Ape	26.3	467	-42%	285,120	262,500
Autoglyphs	199.0	6	14%	887	101,888
Mutant Ape	5.2	628	-46%	120,373	101,291
Squiggle	9.9	203	-9%	3,082	98,861
Fidenza	65.0	46	-6%	2,309	64,935
The Sandbox	0.3	343	-28%	517	49,094
Azuki	4.4	433	-72%	162,257	44,322
Decentraland	0.4	151	-18%	120	39,917
Milady Maker	4.0	811	18%	20,874	39,690

DAO Treasury Amount (\$m) and Composition					
DAO	Treasury	Stables	BTC/ETH	Own Tokens	Other
Mantle	3,425	8%	14%	39%	39%
Arbitrum	3,363	0%	0%	100%	0%
Uniswap	1,982	0%	0%	100%	0%
Optimism	1,689	0%	0%	100%	0%
ENS	622	3%	5%	92%	0%
Ethereum	547	0%	100%	0%	0%
Golem	298	0%	96%	4%	0%
Wonderland	251	72%	0%	9%	19%
Lido	250	3%	24%	73%	0%
Stargate	249	16%	0%	83%	1%

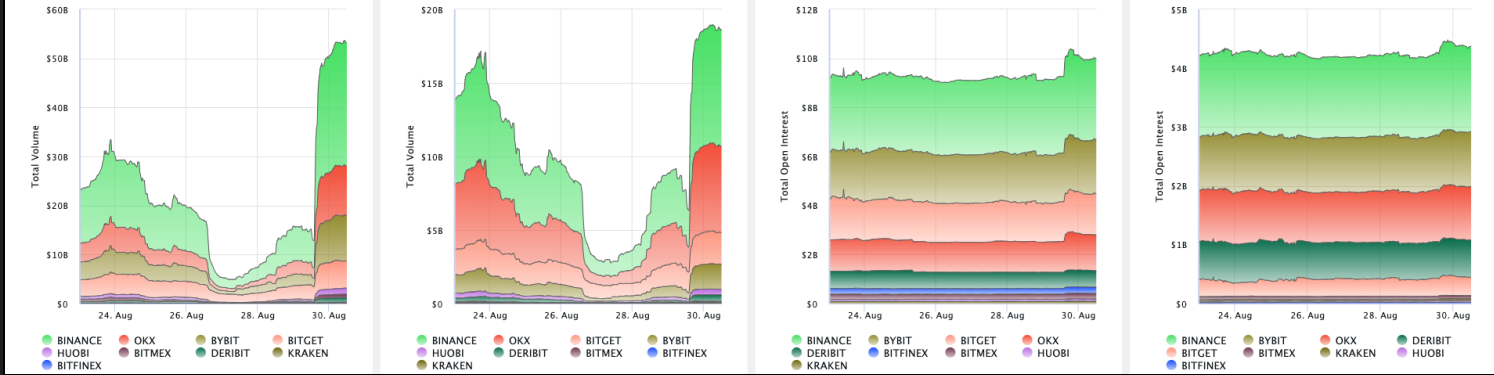
Crypto News

- [GBTC Bitcoin 'discount' may be gone by 2024 as share price gains 17% - Cointelegraph](#)
- [Swiss SEBA Bank gets approval-in-principle for Hong Kong crypto services - Reuters](#)
- [Approve, deny, delay? SEC to weigh in on more planned bitcoin ETFs this week - Blockworks](#)
- [Elon Musk's X moves closer to crypto payments with new state license - Cointelegraph](#)
- [South Korean parliament rejects motion to expel lawmaker over crypto scandal - Cointelegraph](#)
- [Binance launches crypto-to-bank account payment product in Latin America - Cointelegraph](#)
- [SEC's first deadlines to approve 7 Bitcoin ETFs coming over the next week - Cointelegraph](#)
- [Tether adds Bahamas-based private bank Britannia as partner: Report - Cointelegraph](#)
- [Crypto community jubilant over Grayscale decision, but uncertainty remains - Cointelegraph](#)

Crypto Futures

Futures Volume (BTC LHS ; ETH RHS), 1d

Futures Open Interest (BTC LHS ; ETH RHS)



Volume Weighted Funding Rate (BTC LHS ; ETH RHS), 1d

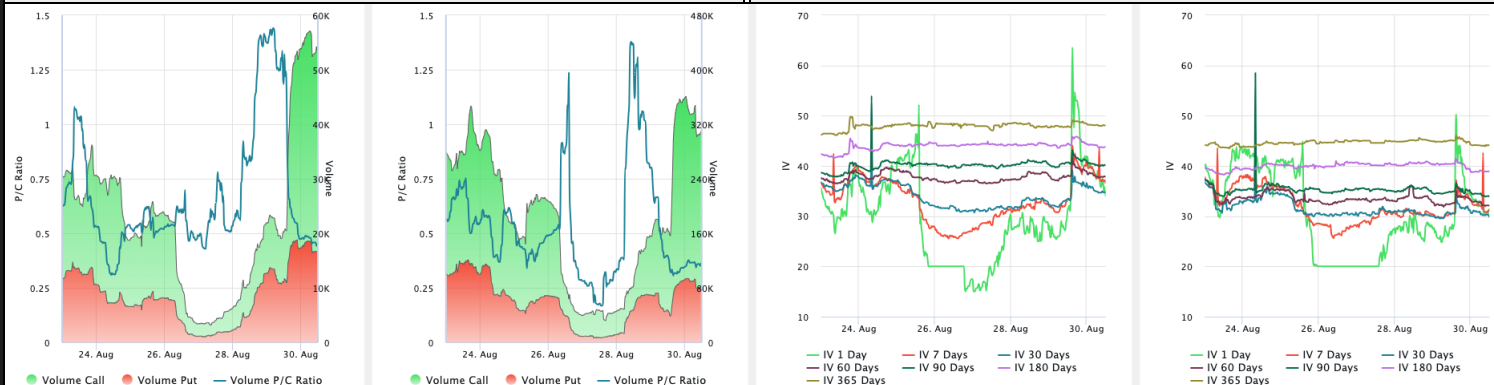
Liquidations (BTC LHS ; ETH RHS), 1d



Crypto Options

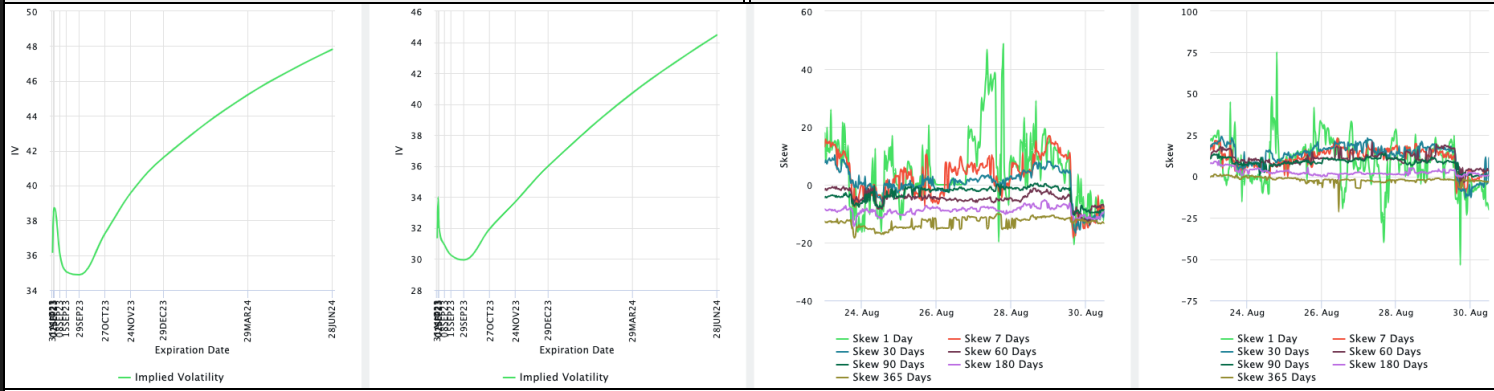
Options Volume & Put/Call Ratio (BTC LHS ; ETH RHS), 1d

ATM Implied Volatility (BTC LHS ; ETH RHS)



ATM Implied Vol Term Structure (BTC LHS ; ETH RHS)

25 Delta Skew (BTC LHS ; ETH RHS)



About GSR

GSR is a global leader in digital asset trading, market making, OTC derivatives, and investments. We operate in a culture of excellence and leverage our first-rate reputation, deep relationships and proprietary trading technology to move swiftly and capitalize on market opportunities.

GSR's experienced team brings together decades of institutional trading expertise, while our industry-leading proprietary technology stack anchors everything we do.

Our main service areas are: market making; proprietary and algorithmic trading; client execution; structured products; risk management solutions; and portfolio investments.

For more information or if we can help with anything, please see gsr.io or contact us at gsr@gsr.io.

Follow GSR for more content: [Twitter](#) [Telegram](#) [LinkedIn](#)

Authors

Matt Kunke, Research Analyst [Twitter](#) [Telegram](#) [LinkedIn](#)
Brian Rudick, Senior Strategist [Twitter](#) [Telegram](#) [LinkedIn](#)

Required Disclosures

This material is provided by GSR (the "Firm") solely for informational purposes, is intended only for sophisticated, institutional investors and does not constitute an offer or commitment, a solicitation of an offer or commitment, or any advice or recommendation, to enter into or conclude any transaction (whether on the terms shown or otherwise), or to provide investment services in any state or country where such an offer or solicitation or provision would be illegal. The Firm is not and does not act as an advisor or fiduciary in providing this material.

This material is not a research report, and not subject to any of the independence and disclosure standards applicable to research reports prepared pursuant to FINRA or CFTC research rules. This material is not independent of the Firm's proprietary interests, which may conflict with the interests of any counterparty of the Firm. The Firm trades instruments discussed in this material for its own account, may trade contrary to the views expressed in this material, and may have positions in other related instruments.

Information contained herein is based on sources considered to be reliable, but is not guaranteed to be accurate or complete. Any opinions or estimates expressed herein reflect a judgment made by the author(s) as of the date of publication, and are subject to change without notice. Trading and investing in digital assets involves significant risks including price volatility and illiquidity and may not be suitable for all investors. The Firm is not liable whatsoever for any direct or consequential loss arising from the use of this material. Copyright of this material belongs to GSR. Neither this material nor any copy thereof may be taken, reproduced or redistributed, directly or indirectly, without prior written permission of GSR.

Notes & Sources

All options data is based on Deribit and derivatives graphics are from Laevidas. Market returns are based on price returns for the following ETFs: VOO, QQQ, EWU, EWG, EWJ, and EWH. Onchain volumes are not considered and thus certain token volumes may be understated (e.g., stETH).

CoinGecko	Santiment	DefiLlama	CoinMarketCap	Laevidas
L2Beat	Google Finance	TradingView	Deribit	WorldCoinIndex
Cryptorank	Investing.com	NFT Price Floor	CryptoSlate	