

Crypto Leaderboard

Rank	Name	Ticker	Price	24h	7d	30d	24h Vol \$m	MC \$m	1-Year Chart
1	Bitcoin	BTC	\$27,254	-1%	3%	-8%	11,937	530,704	
2	Ethereum	ETH	\$1,712	0%	3%	-9%	7,538	205,750	
3	Tether	USDT	\$1.00	0%	0%	0%	16,339	82,946	
4	BNB	BNB	\$224	0%	2%	-9%	343	34,475	
5	XRP	XRP	\$0.53	-1%	0%	-26%	796	27,849	
6	USD Coin	USDC	\$1.00	0%	0%	0%	4,263	26,156	
7	Lido stETH	STETH	\$1,712	0%	3%	-9%	17	14,589	
8	Dogecoin	DOGE	\$0.07	2%	5%	-15%	340	9,375	
9	Cardano	ADA	\$0.26	0%	-1%	-15%	175	9,268	
10	Solana	SOL	\$20.9	-3%	-4%	-13%	303	8,507	

Top & Bottom Performers - Top 100 Tokens

24h		7 Days		30 Days		90 Days		365 Days	
MKR	10%	RLB	28%	RLB	139%	RLB	631%	RLB	11345%
MIOTA	4%	TON	19%	RUNE	64%	KAS	120%	KAS	1163%
MNT	3%	BCH	14%	DYDX	6%	BCH	91%	INJ	362%
DOGE	2%	MIOTA	10%	HBAR	3%	MKR	73%	OKB	186%
SOL	-3%	SUI	-12%	LTC	-28%	CRV	-44%	CHZ	-71%
PEPE	-3%	KAS	-13%	UNI	-30%	SUI	-45%	LUNC	-72%
KAS	-4%	HBAR	-13%	PEPE	-34%	RPL	-52%	NEAR	-73%
XDC	-4%	PEPE	-21%	CETH	-100%	APE	-53%	FLOW	-78%

Category Performance

Category	7d	30d	90d	180d	365d	Ecosystem	7d	30d	90d	180d	365d
Meme	5%	-10%	-26%	-43%	-1%	Cosmos	-1%	-2%	-10%	-4%	37%
CEXs	-1%	-11%	-13%	-23%	-16%	Tron	-1%	-8%	-12%	-11%	-4%
DEX	3%	-11%	-19%	-31%	-34%	Solana	-10%	-12%	-17%	-27%	-36%
Gaming/Entertai	1%	-13%	-29%	-43%	-60%	BSC	-1%	-14%	-31%	-26%	-15%
Privacy	-11%	-14%	-31%	-47%	-52%	Polygon	2%	-15%	-30%	-33%	-22%
Smart Contract	2%	-15%	-22%	-30%	-40%	Polkadot	0%	-16%	-25%	-39%	-34%
IoT/Data/Comp.	3%	-15%	-23%	-37%	-44%	Ethereum	1%	-18%	-14%	-28%	-17%
Scaling	3%	-16%	-31%	-47%	-35%	Avalanche	1%	-19%	-14%	-26%	-30%
Currency	4%	-17%	6%	9%	14%						
Lending	3%	-18%	-2%	-16%	-38%						
Other DeFi	-12%	-22%	-29%	-29%	0%						

DeFi

Total Value Locked, LTM, \$b

Top TVL By Protocol, \$b

DefiPulse Index, LTM

Trading Volume

Aggregate Volumes by Product, \$b					Top Derivatives Exchanges, \$m and bps					Top Spot Exchanges, \$m		
Product	1d	7d	30d	O/I	Exchange	1d Vol	O/I	Mkr	Tkr	Exchange	Score	1d Vol
Spot	14	71	385	n/a	Binance	25,885	7,700	2.0	4.0	Binance	9.9	5,904
Perpetuals	49	455	3,160	100	Bybit	7,427	4,399	2.0	5.5	Coinbase	8.5	688
Futures	0	2	6	1	OKX	8,761	3,057	2.0	5.0	Kraken	8.3	533
Options	1	6	27	n/a	KuCoin	1,001	1,172	2.0	6.0	KuCoin	7.3	251

Daily Spot Volume, Top 100 Tokens Last 20d, \$b				Top Volume, 1d, \$m		Top Volume, %20d Avg		Low Volume, %20d Avg	
				USDT	20,212	STX	188%	USDP	18%
				BTC	14,142	RPL	185%	RUNE	33%
				ETH	4,427	HT	148%	HBAR	37%
				USDC	3,469	BCH	142%	SHIB	40%
				TUSD	2,039	MKR	136%	PEPE	45%

Traditional Finance

Global Equity Markets							SPX vs. BTC, LTM	
	US	USGrwth	UK	Germany	Japan	HK		
1D	0%	1%	0%	0%	0%	0%		
7D	3%	4%	3%	3%	2%	4%		
90D	5%	6%	-1%	-2%	-2%	-7%		
365D	14%	26%	12%	28%	14%	-10%		

10-Year Treasury Yields							Commodities & FX					
	US	Brazil	UK	Germany	Japan	HK		WTI	Gas	Gold	USD/EUR	USD/JPY
Last	4.09%	10.97%	4.40%	2.49%	0.63%	3.80%	Last	82.4	2.77	1,974	0.92	145.8
1d Chg	-0.02	-0.01	-0.02	-0.05	-0.02	-0.06	1d % Chg	0.9%	-1.0%	0.0%	0.4%	-0.3%

Volatility

Annualized Volatility							Rolling 3M Annualized Volatility, LTM			
	BTC	ETH	BNB	XRP	DOGE	ADA				
30D	37%	34%	32%	62%	53%	42%				
90D	38%	39%	46%	159%	62%	73%				
180D	44%	45%	43%	124%	67%	66%				
365D	49%	59%	52%	104%	91%	68%				

Correlations

Intra-Crypto Correlations, LTM							Rolling 3M Correlations, LTM				
	BTC	ETH	BNB	XRP	DOGE	ADA					
BTC											
ETH	0.87										
BNB	0.74	0.75									
XRP	0.49	0.56	0.46								
DOGE	0.58	0.66	0.57	0.40							
ADA	0.74	0.79	0.71	0.69	0.61						

Stablecoins

Stablecoin Market Size and Volume, \$m					Market Cap Dominance, LTM	
Ticker	Price	1d Vol	20d Avg Vol	Market Cap		
USDT	1.00	20,212	22,055	82,880		
USDC	1.00	3,469	3,093	26,129		
DAI	1.00	81	98	5,344		
BUSD	1.00	945	1,193	3,073		
TUSD	1.00	2,039	1,936	2,902		
FRAX	1.00	9	10	805		

Ethereum Mainnet & Layer 2s

Mainnet & Layer 2 Transactions (m/day) and L2 TVL (\$m)					Transactions (m/day), Rolling 90-Day Average, LTM	
Network	1d	30d Avg	TVL	Tech Type		
Ethereum	1.0	1.0	-	Mainnet		
zkSync Era	0.9	0.9	408	ZKR		
Arbitrum One	0.5	0.6	5,400	ORU		
Base	0.4	0.5	329	ORU		
OP Mainnet	0.4	0.5	2,530	ORU		
Starknet	0.6	0.4	138	ZKR		
Immutable X	0.2	0.2	98	App-specific Validium		
dYdX	0.2	0.2	337	App-specific ZKR		
Arbitrum Nova	0.1	0.1	19	Optimium		
Mantle	0.2	0.1	90	Optimium		

Layer 2 Token Performance & Market Cap (\$m)					
	MATIC	MNT	ARB	OP	IMX
30d Return	-15%	-11%	-16%	-7%	-24%
Market Cap	5,450	1,480	1,220	1,060	655

NFTs and DAOs

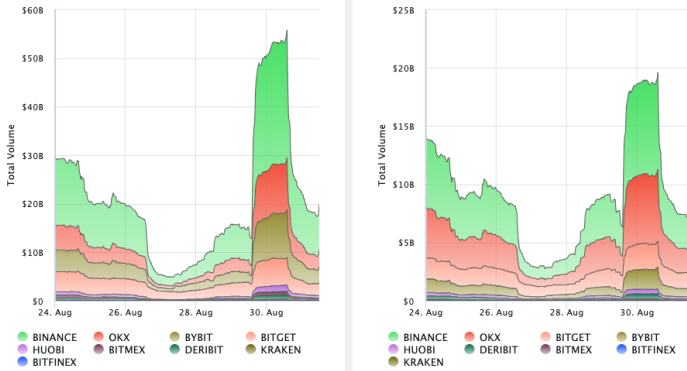
NFT Collection Stats (in ETH)						DAO Treasury Amount (\$m) and Composition					
Collection	Floor	Listings	3M Ret.	3M Vol	Market Cap	DAO	Treasury	Stables	BTC/ETH	Own Tokens	Other
CryptoPunks	48.4	1,090	-3%	46,290	484,490	Mantle	3,471	8%	13%	40%	39%
Bored Ape	28.4	446	-38%	282,581	283,500	Arbitrum	3,337	0%	0%	100%	0%
Mutant Ape	5.7	617	-40%	120,148	111,595	Uniswap	1,952	0%	0%	100%	0%
Autoglyphs	199.0	6	14%	887	101,888	Optimism	1,635	0%	0%	100%	0%
Squiggle	9.9	205	-9%	3,094	98,861	ENS	616	3%	5%	92%	0%
Fidenza	65.0	46	-6%	2,309	64,935	Ethereum	543	0%	100%	0%	0%
The Sandbox	0.3	346	-32%	499	49,094	Golem	295	0%	96%	4%	0%
Azuki	4.5	434	-72%	160,034	44,550	Wonderland	251	72%	0%	9%	19%
The Captainz	4.2	146	-53%	24,189	41,896	Lido	248	3%	24%	73%	0%
DeGods	4.5	324	-48%	80,082	39,943	Stargate	245	16%	0%	82%	1%

Crypto News

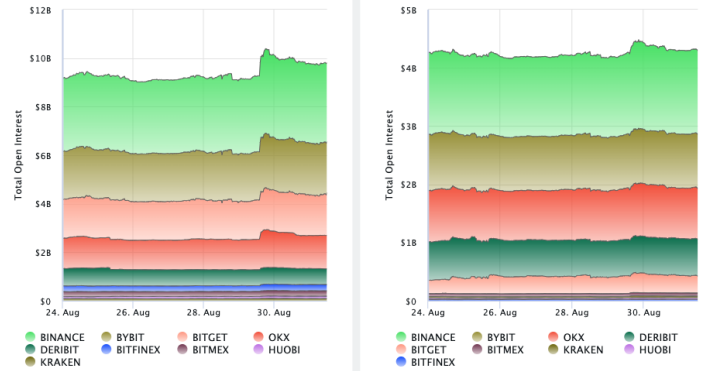
- [Bitcoin Holdings on Crypto Exchanges Dwindle to 2M, Fewest Since January 2018 - CoinDesk](#)
- [Uniswap lawsuit judge calls Ether a commodity in dismissal order - Cointelegraph](#)
- [Controversial Digital Euro Plan to Be Led by Architect of Landmark MiCA Crypto Law - CoinDesk](#)
- [The Protocol: Friend.tech Fades as Crypto Craze, but Ethereum Is Scaling - CoinDesk](#)
- [Cambridge Bitcoin Electricity Consumption Index updated to reflect hardware distribution and hash rate increases - Cointelegraph](#)
- [Robinhood Wallet Introduces Swapping For Bitcoin, Dogecoin, And Ethereum | Bitcoinist.com - Bitcoinist](#)
- [Bitcoin ETFs have 75% chance of approval this year: Bloomberg analysts - Cointelegraph](#)
- [Arkham IDs Robinhood as 5th-largest ETH holder - Cointelegraph](#)
- [Coinbase CEO reveals top 10 crypto ideas he's urging devs to work on - Cointelegraph](#)

Crypto Futures

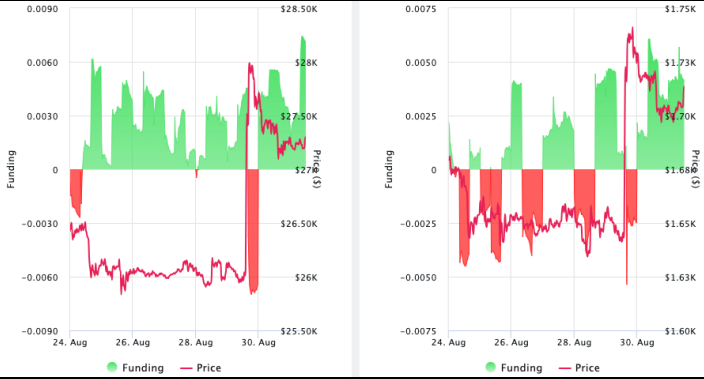
Futures Volume (BTC LHS ; ETH RHS), 1d



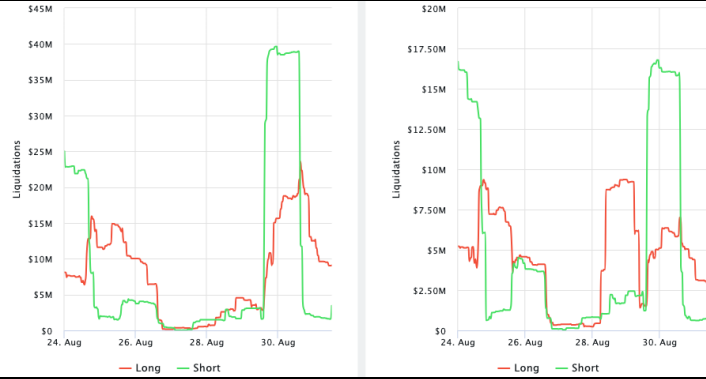
Futures Open Interest (BTC LHS ; ETH RHS)



Volume Weighted Funding Rate (BTC LHS ; ETH RHS), 1d

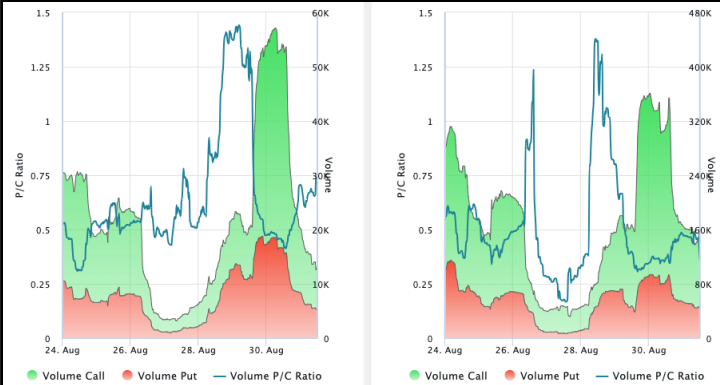


Liquidations (BTC LHS ; ETH RHS), 1d

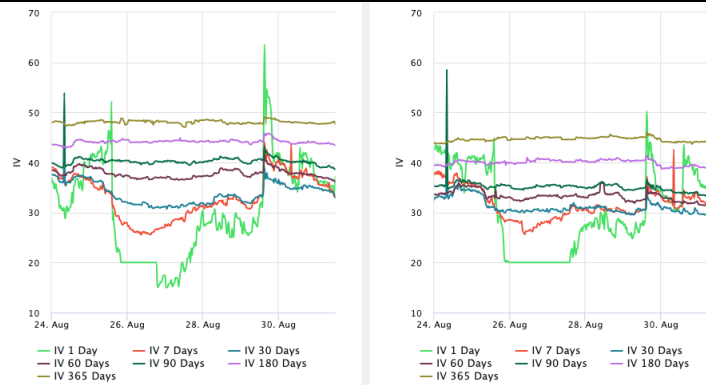


Crypto Options

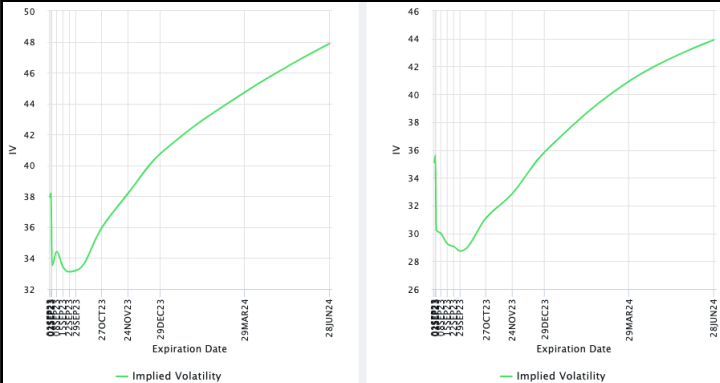
Options Volume & Put/Call Ratio (BTC LHS ; ETH RHS), 1d



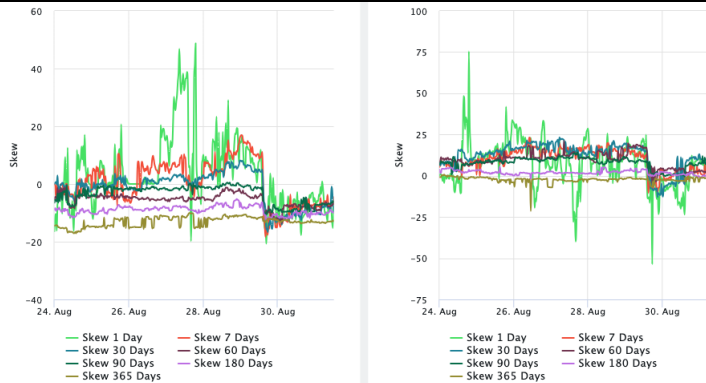
ATM Implied Volatility (BTC LHS ; ETH RHS)



ATM Implied Vol Term Structure (BTC LHS ; ETH RHS)



25 Delta Skew (BTC LHS ; ETH RHS)





August 31, 2023

About GSR

GSR is a global leader in digital asset trading, market making, OTC derivatives, and investments. We operate in a culture of excellence and leverage our first-rate reputation, deep relationships and proprietary trading technology to move swiftly and capitalize on market opportunities.

GSR's experienced team brings together decades of institutional trading expertise, while our industry-leading proprietary technology stack anchors everything we do.

Our main service areas are: market making; proprietary and algorithmic trading; client execution; structured products; risk management solutions; and portfolio investments.

For more information or if we can help with anything, please see gsr.io or contact us at gsr@gsr.io.

Follow GSR for more content: [Twitter](#) [Telegram](#) [LinkedIn](#)

Authors

Matt Kunke, Research Analyst [Twitter](#) [Telegram](#) [LinkedIn](#)
Brian Rudick, Senior Strategist [Twitter](#) [Telegram](#) [LinkedIn](#)

Required Disclosures

This material is provided by GSR (the "Firm") solely for informational purposes, is intended only for sophisticated, institutional investors and does not constitute an offer or commitment, a solicitation of an offer or commitment, or any advice or recommendation, to enter into or conclude any transaction (whether on the terms shown or otherwise), or to provide investment services in any state or country where such an offer or solicitation or provision would be illegal. The Firm is not and does not act as an advisor or fiduciary in providing this material.

This material is not a research report, and not subject to any of the independence and disclosure standards applicable to research reports prepared pursuant to FINRA or CFTC research rules. This material is not independent of the Firm's proprietary interests, which may conflict with the interests of any counterparty of the Firm. The Firm trades instruments discussed in this material for its own account, may trade contrary to the views expressed in this material, and may have positions in other related instruments.

Information contained herein is based on sources considered to be reliable, but is not guaranteed to be accurate or complete. Any opinions or estimates expressed herein reflect a judgment made by the author(s) as of the date of publication, and are subject to change without notice. Trading and investing in digital assets involves significant risks including price volatility and illiquidity and may not be suitable for all investors. The Firm is not liable whatsoever for any direct or consequential loss arising from the use of this material. Copyright of this material belongs to GSR. Neither this material nor any copy thereof may be taken, reproduced or redistributed, directly or indirectly, without prior written permission of GSR.

Notes & Sources

All options data is based on Deribit and derivatives graphics are from Laevidas. Market returns are based on price returns for the following ETFs: VOO, QQQ, EWU, EWG, EWJ, and EWH. Onchain volumes are not considered and thus certain token volumes may be understated (e.g., stETH).

CoinGecko	Santiment	DefiLlama	CoinMarketCap	Laevidas
L2Beat	Google Finance	TradingView	Deribit	WorldCoinIndex
Cryptorank	Investing.com	NFT Price Floor	CryptoSlate	