

## Crypto Leaderboard

Rank	Name	Ticker	Price	24h	7d	30d	24h Vol \$m	MC \$m	1-Year Chart
1	Bitcoin	BTC	\$29,381	1%	2%	-2%	15,603	571,496	
2	Ethereum	ETH	\$1,837	1%	0%	-1%	7,901	220,715	
3	Tether	USDT	\$1.00	0%	0%	0%	23,619	83,528	
4	BNB	BNB	\$243	1%	-1%	4%	398	37,406	
5	XRP	XRP	\$0.62	2%	-10%	33%	1,349	32,958	
6	USD Coin	USDC	\$1.00	0%	0%	0%	4,042	26,132	
7	Lido stETH	STETH	\$1,836	1%	0%	-1%	99	14,674	
8	Dogecoin	DOGE	\$0.07	1%	-4%	13%	386	10,390	
9	Cardano	ADA	\$0.29	1%	-4%	3%	281	10,286	
10	Solana	SOL	\$23.3	2%	-1%	9%	417	9,440	

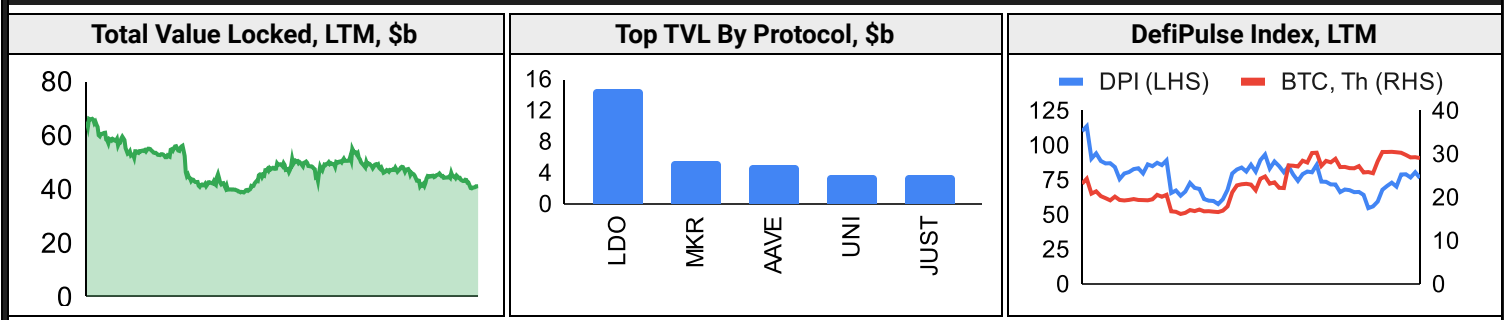
## Top & Bottom Performers - Top 100 Tokens

24h		7 Days		30 Days		90 Days		365 Days	
HBAR	12%	FLEX	46%	FLEX	123%	FLEX	759%	KAS	6958%
FLEX	9%	KAS	24%	XDC	115%	KAS	111%	FLEX	3987%
SHIB	4%	HBAR	21%	KAS	89%	BONE	107%	INJ	405%
BONE	4%	XDC	19%	XLM	43%	BCH	105%	BGB	180%
RPL	-4%	XRP	-9%	RNDR	-17%	PEPE	-42%	SAND	-70%
XDC	-4%	PEPE	-10%	CRV	-24%	RPL	-45%	APE	-75%
GMX	-5%	COMP	-13%	PEPE	-28%	APE	-45%	NEAR	-75%
KAS	-6%	RPL	-14%	RPL	-28%	SUI	-50%	FLOW	-82%

## Category Performance

Category	7d	30d	90d	180d	365d	Ecosystem	7d	30d	90d	180d	365d
Currency	-6%	3%	23%	22%	8%	Solana	-1%	7%	15%	-14%	-45%
DEX	0%	2%	-7%	-23%	-48%	Gnosis Chain	3%	6%	-10%	-20%	-39%
Other DeFi	-2%	2%	-12%	-7%	6%	Avalanche	-4%	5%	0%	-11%	-36%
Meme	0%	1%	-23%	-31%	-8%	Polygon	-1%	-1%	-17%	-22%	-27%
Gaming/Entertai	-1%	1%	-22%	-41%	-63%	Tron	-5%	-1%	1%	-1%	-14%
Scaling	-1%	0%	-21%	-37%	-46%	Cosmos	-2%	-2%	0%	-13%	12%
Lending	-6%	0%	11%	-10%	-39%	BSC	-2%	-3%	-18%	-18%	-19%
IoT/Data/Comp.	-1%	0%	-11%	-29%	-51%	Polkadot	-3%	-4%	-13%	-28%	-39%
Smart Contract	-3%	-2%	-13%	-20%	-46%						
CEXs	-3%	-3%	-10%	-15%	-20%						
Privacy	0%	-3%	-15%	-33%	-49%						

## DeFi



## Trading Volume

Aggregate Volumes by Product, \$b					Top Derivatives Exchanges, \$m and bps					Top Spot Exchanges, \$m		
Product	1d	7d	30d	O/I	Exchange	1d Vol	O/I	Mkr	Tkr	Exchange	Score	1d Vol
Spot	17	102	451	n/a	Binance	35,659	10,388	2.0	4.0	Binance	9.9	7,468
Perpetuals	101	719	2,180	73	OKX	14,972	3,847	2.0	5.0	Coinbase	8.6	984
Futures	0	1	6	1	Bybit	9,373	5,644	1.0	6.0	Kraken	8.2	528
Options*	1	6	24	n/a	KuCoin	1,622	1,649	2.0	6.0	KuCoin	7.4	359

Daily Spot Volume, Top 100 Tokens Last 20d, \$b		Top Volume, 1d, \$m		Top Volume, %20d Avg		Low Volume, %20d Avg	
		USDT	24,928	RETH	463%	MNT	0%
		BTC	15,730	EGLD	328%	USDP	25%
		ETH	6,033	HBAR	237%	FRAX	33%
		USDC	3,168	ALGO	236%	XAUT	43%
		TUSD	2,487	MINA	227%	DOGE	59%

## Traditional Finance

Global Equity Markets*							SPX vs. BTC, LTM	
	US	US Grwth	UK	Germany	Japan	HK		
1D	1%	1%	1%	1%	1%	0%		
7D	-1%	-2%	-1%	-2%	-1%	-3%		
90D	9%	15%	-3%	-3%	4%	-6%		
365D	9%	17%	6%	20%	13%	-9%		

10-Year Treasury Yields							Commodities & FX					
	US	Brazil	UK	Germany	Japan	HK	Last	WTI	Gas	Gold	USD/EUR	USD/JPY
Last	3.99%	10.87%	4.41%	2.43%	0.59%	3.86%	Last	81.0	2.75	1,961	0.91	143.1
1d Chg	-0.09	0.01	-0.05	-0.13	-0.03	-0.15	1d % Chg	-1.2%	0.9%	-0.4%	0.6%	0.4%

## Correlations

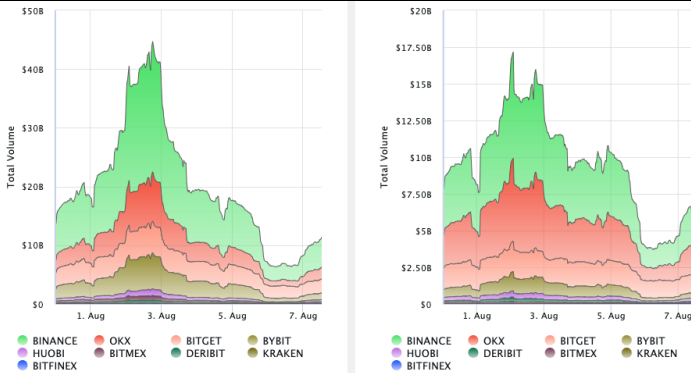
Intra-Crypto Correlations, LTM							Rolling 3M Correlations, LTM	
	BTC	ETH	BNB	XRP	DOGE	ADA		
BTC								
ETH	0.87							
BNB	0.74	0.74						
XRP	0.49	0.54	0.46					
DOGE	0.57	0.63	0.55	0.39				
ADA	0.75	0.79	0.71	0.69	0.61			

## Crypto News

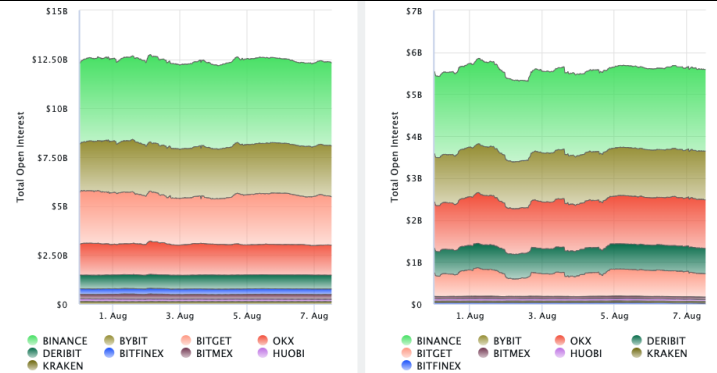
- [Bitcoin Remains King While Crypto Hedge Funds Get Rekt - CoinDesk](#)
- [Coinbase to partially buy back \\$1 billion bonds at a premium - The Block](#)
- [Huobi plans to list PayPal stablecoin 'soon' - The Block](#)
- [Bitstamp raising funds for European derivatives, Asian expansion: Bloomberg - The Block](#)
- [Blockchain.com obtains major payment institution license in Singapore - The Block](#)
- [Jihan Wu's Bitdeer completes mining facility in Bhutan, gets new rigs to boost capacity - The Block](#)
- [PayPal stablecoin launch doesn't impact Tether, says Paolo Ardoino - The Block](#)
- [Rep. McHenry pushes for stablecoin bill following PayPal move - The Block](#)

## Crypto Futures

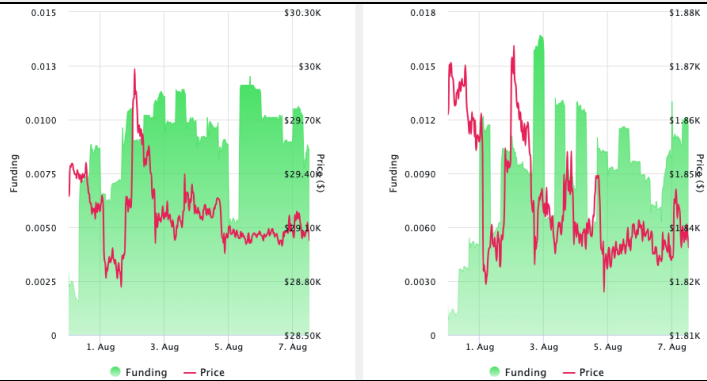
### Futures Volume (BTC LHS ; ETH RHS), 1d



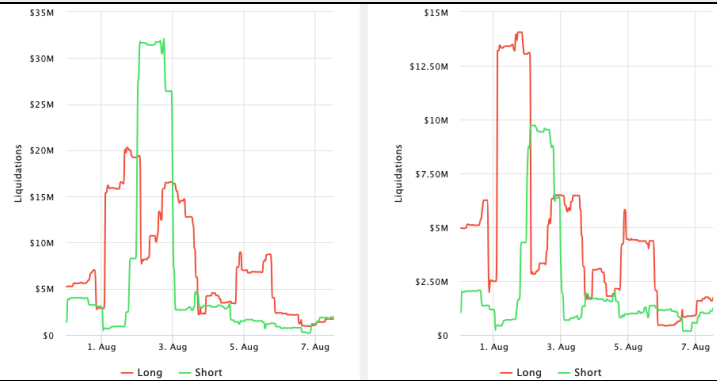
### Futures Open Interest (BTC LHS ; ETH RHS)



### Volume Weighted Funding Rate (BTC LHS ; ETH RHS), 1d

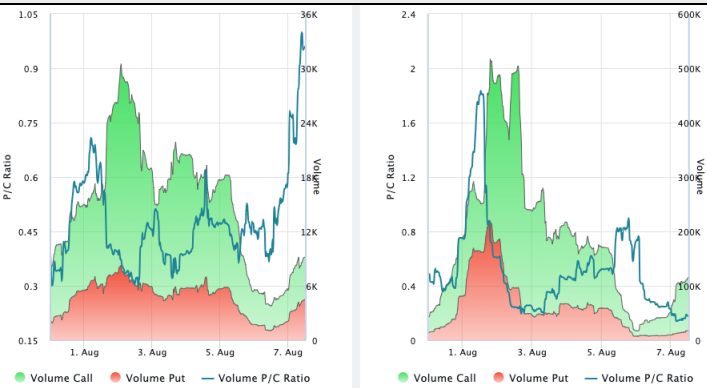


### Liquidations (BTC LHS ; ETH RHS), 1d

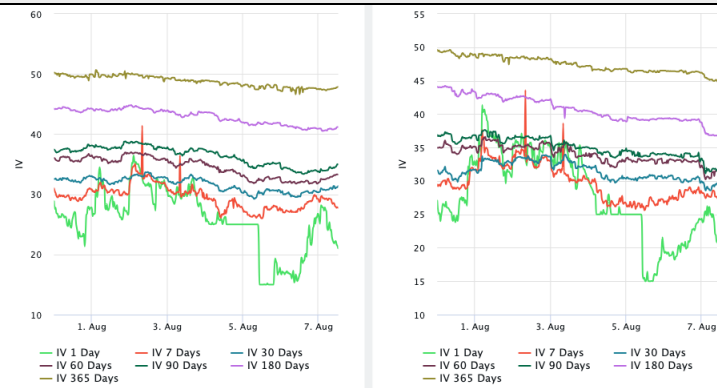


## Crypto Options

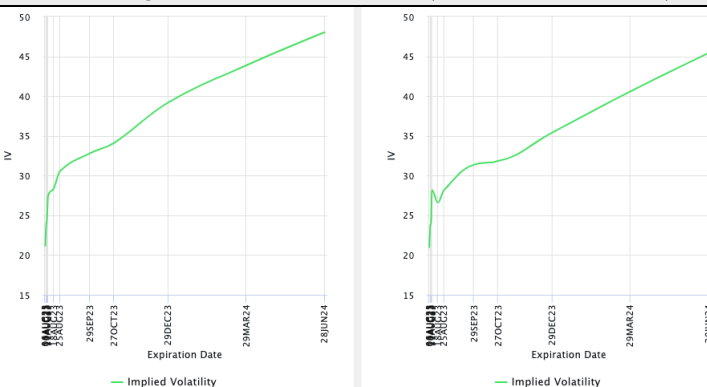
### Options Volume & Put/Call Ratio (BTC LHS ; ETH RHS), 1d



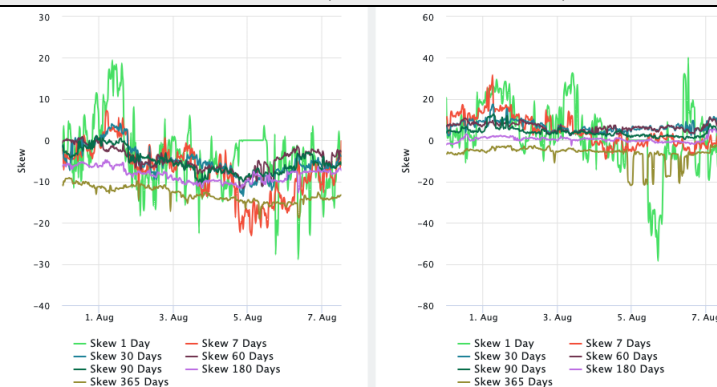
### ATM Implied Volatility (BTC LHS ; ETH RHS)



### ATM Implied Vol Term Structure (BTC LHS ; ETH RHS)



### 25 Delta Skew (BTC LHS ; ETH RHS)



## About GSR

GSR is a global leader in digital asset trading, market making, OTC derivatives, and investments. We operate in a culture of excellence and leverage our first-rate reputation, deep relationships and proprietary trading technology to move swiftly and capitalize on market opportunities.

GSR's experienced team brings together decades of institutional trading expertise, while our industry-leading proprietary technology stack anchors everything we do.

Our main service areas are: market making; proprietary and algorithmic trading; client execution; structured products; risk management solutions; and portfolio investments.

For more information or if we can help with anything, please see [gsr.io](https://gsr.io) or contact us at [gsr@gsr.io](mailto:gsr@gsr.io).

Follow GSR for more content: [Twitter](#) [Telegram](#) [LinkedIn](#)

## Authors

Matt Kunke, Research Analyst [Twitter](#) [Telegram](#) [LinkedIn](#)  
Brian Rudick, Senior Strategist [Twitter](#) [Telegram](#) [LinkedIn](#)

## Required Disclosures

*This material is provided by GSR (the "Firm") solely for informational purposes, is intended only for sophisticated, institutional investors and does not constitute an offer or commitment, a solicitation of an offer or commitment, or any advice or recommendation, to enter into or conclude any transaction (whether on the terms shown or otherwise), or to provide investment services in any state or country where such an offer or solicitation or provision would be illegal. The Firm is not and does not act as an advisor or fiduciary in providing this material.*

*This material is not a research report, and not subject to any of the independence and disclosure standards applicable to research reports prepared pursuant to FINRA or CFTC research rules. This material is not independent of the Firm's proprietary interests, which may conflict with the interests of any counterparty of the Firm. The Firm trades instruments discussed in this material for its own account, may trade contrary to the views expressed in this material, and may have positions in other related instruments.*

*Information contained herein is based on sources considered to be reliable, but is not guaranteed to be accurate or complete. Any opinions or estimates expressed herein reflect a judgment made by the author(s) as of the date of publication, and are subject to change without notice. Trading and investing in digital assets involves significant risks including price volatility and illiquidity and may not be suitable for all investors. The Firm is not liable whatsoever for any direct or consequential loss arising from the use of this material. Copyright of this material belongs to GSR. Neither this material nor any copy thereof may be taken, reproduced or redistributed, directly or indirectly, without prior written permission of GSR.*

## Sources

\*All options data is based on Deribit and Options-based graphs are from Laevidas based on Deribit data. Market returns are based on price returns for the following ETFs: VOO, QQQ, EWU, EWG, EWJ, and EWH.

CoinGecko	Santiment	DefiLlama	CoinMarketCap	Laevidas
Investing.com	Google Finance	TradingView	Deribit	WorldCoinIndex