

Crypto Leaderboard

Rank	Name	Ticker	Price	24h	7d	30d	24h Vol \$m	MC \$m	1-Year Chart
1	Bitcoin	BTC	\$29,875	2%	1%	-2%	16,756	581,131	
2	Ethereum	ETH	\$1,860	1%	0%	-1%	6,877	223,554	
3	Tether	USDT	\$1.00	0%	0%	0%	22,456	83,415	
4	BNB	BNB	\$245	1%	0%	0%	530	37,626	
5	XRP	XRP	\$0.66	6%	-5%	38%	1,336	34,844	
6	USD Coin	USDC	\$1.00	0%	0%	0%	4,357	26,237	
7	Lido stETH	STETH	\$1,861	1%	0%	-1%	54	14,912	
8	Dogecoin	DOGE	\$0.08	3%	-1%	16%	391	10,658	
9	Cardano	ADA	\$0.30	2%	-2%	4%	253	10,517	
10	Solana	SOL	\$24.8	7%	5%	16%	632	10,074	

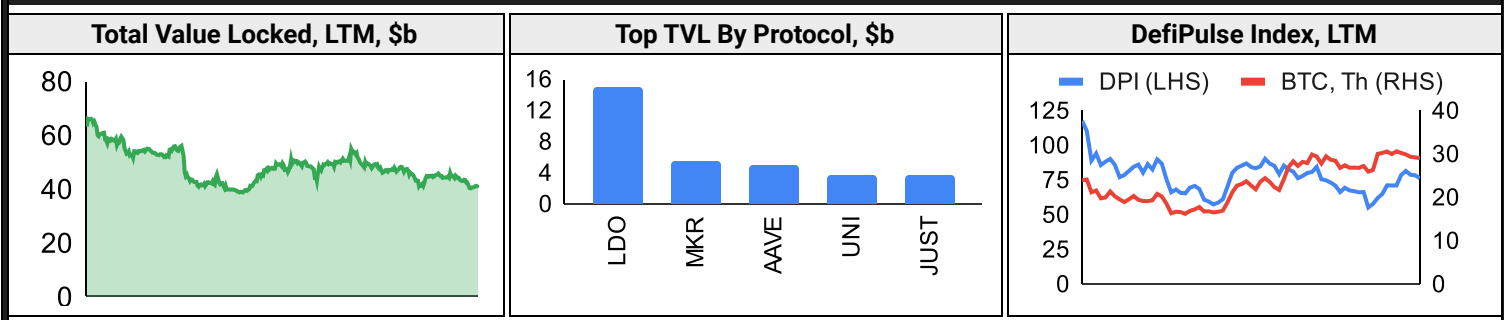
Top & Bottom Performers - Top 100 Tokens

24h		7 Days		30 Days		90 Days		365 Days	
RLB	43%	RLB	88%	RLB	175%	FLEX	872%	RLB	9460%
APT	18%	FLEX	41%	FLEX	144%	RLB	735%	KAS	6728%
PEPE	13%	SHIB	18%	XDC	101%	KAS	126%	FLEX	4050%
FLEX	8%	HBAR	16%	KAS	94%	BCH	108%	INJ	433%
OP	-2%	MKR	-8%	XEC	-15%	FTM	-35%	SAND	-68%
CSPR	-5%	MNT	-10%	PEPE	-17%	RPL	-42%	APE	-74%
MNT	-8%	COMP	-11%	CRV	-25%	APE	-43%	NEAR	-75%
XDC	-10%	RPL	-12%	RPL	-27%	SUI	-43%	FLOW	-81%

Category Performance

Category	7d	30d	90d	180d	365d	Ecosystem	7d	30d	90d	180d	365d
DEX	5%	4%	-1%	-22%	-44%	Solana	3%	10%	23%	-13%	-41%
Meme	4%	4%	-18%	-28%	-6%	Avalanche	0%	6%	6%	-10%	-33%
Currency	0%	4%	29%	24%	15%	Gnosis Chain	4%	6%	-5%	-20%	-36%
Lending	-1%	3%	19%	-8%	-38%	Tron	-2%	1%	5%	-1%	-10%
Gaming/Entertai	3%	2%	-18%	-40%	-61%	Polygon	1%	-1%	-13%	-22%	-22%
Other DeFi	0%	1%	-6%	-4%	12%	Cosmos	1%	-1%	9%	-11%	20%
Scaling	2%	1%	-16%	-43%	-42%	Polkadot	1%	-2%	-7%	-28%	-36%
IoT/Data/Comp.	2%	1%	-7%	-29%	-48%	BSC	0%	-3%	-12%	-18%	-14%
Smart Contract	0%	-1%	-8%	-19%	-42%						
Privacy	2%	-2%	-13%	-33%	-47%						
CEXs	0%	-2%	-6%	-15%	-17%						

DeFi



Trading Volume

Aggregate Volumes by Product, \$b					Top Derivatives Exchanges, \$m and bps				Top Spot Exchanges, \$m			
Product	1d	7d	30d	O/I	Exchange	1d Vol	O/I	Mkr	Tkr	Exchange	Score	1d Vol
Spot	19	107	463	n/a	Binance	36,530	10,812	2.0	4.0	Binance	9.9	8,199
Perpetuals	106	772	2,270	80	Bybit	9,634	5,768	1.0	6.0	Coinbase	8.6	1,167
Futures	0	2	6	1	OKX	13,177	4,002	2.0	5.0	Kraken	8.2	568
Options*	1	5	25	n/a	KuCoin	1,802	1,656	2.0	6.0	Bybit	7.4	1,048

Daily Spot Volume, Top 100 Tokens Last 20d, \$b		Top Volume, 1d, \$m		Top Volume, %20d Avg		Low Volume, %20d Avg	
		USDT	26,835	BSV	768%	MNT	0%
		BTC	21,397	NEO	695%	COMP	58%
		ETH	6,985	RLB	381%	IMX	59%
		USDC	3,564	APT	305%	XAUT	62%
		TUSD	3,035	OKB	285%	TWT	63%

Traditional Finance

Global Equity Markets*							SPX vs. BTC, LTM	
	US	US Grwth	UK	Germany	Japan	HK		
1D	0%	-1%	0%	-1%	-1%	-2%		
7D	0%	-1%	0%	-1%	0%	-3%		
90D	9%	14%	-2%	-3%	3%	-7%		
365D	9%	17%	6%	20%	13%	-10%		

10-Year Treasury Yields							Commodities & FX					
	US	Brazil	UK	Germany	Japan	HK	Last	WTI	Gas	Gold	USD/EUR	USD/JPY
Last	4.02%	10.75%	4.43%	2.48%	0.56%	3.83%	84.1	2.94	1,956	0.91	143.4	
1d Chg	0.00	-0.01	0.05	0.04	-0.01	-0.06	1.4%	5.9%	-0.2%	-0.2%	0.0%	

Correlations

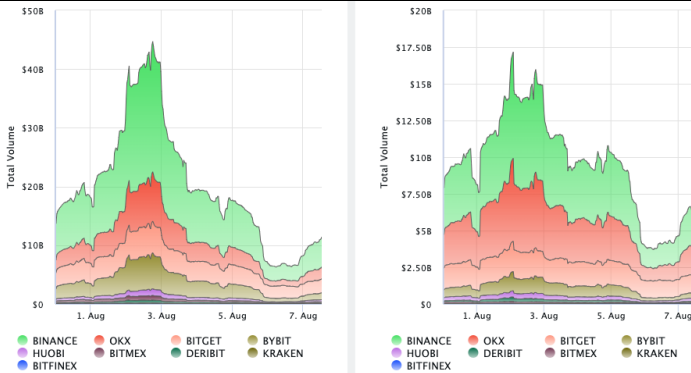
Intra-Crypto Correlations, LTM							Rolling 3M Correlations, LTM	
	BTC	ETH	BNB	XRP	DOGE	ADA		
BTC								
ETH	0.87							
BNB	0.75	0.75						
XRP	0.49	0.54	0.46					
DOGE	0.57	0.63	0.55	0.39				
ADA	0.75	0.79	0.71	0.69	0.61			

Crypto News

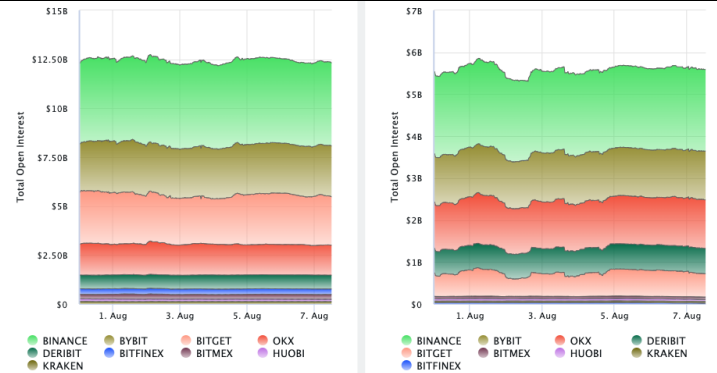
- [Stevens Point Police warn of recent increase in scams involving cryptocurrency ATMs - WSAW](#)
- [Illicit flows on Ethereum hit yearly high last week - The Block](#)
- [Bitcoin isn't going anywhere, says billionaire investor David Rubenstein - The Block](#)
- [Novogratz goes 'Tubthumping' with Chumbawamba, says crypto can't stay knocked down - The Block](#)
- [Federal Reserve increases oversight of banking crypto ties - The Block](#)
- [PayPal stablecoin threatens basic crypto tenets, but also poses upside - The Block](#)
- [Anchorage, Bitmain to get equity as part of Core Scientific bankruptcy plan - The Block](#)
- [Chainlink price feeds go live on Coinbase's Base L2 network - The Block](#)

Crypto Futures

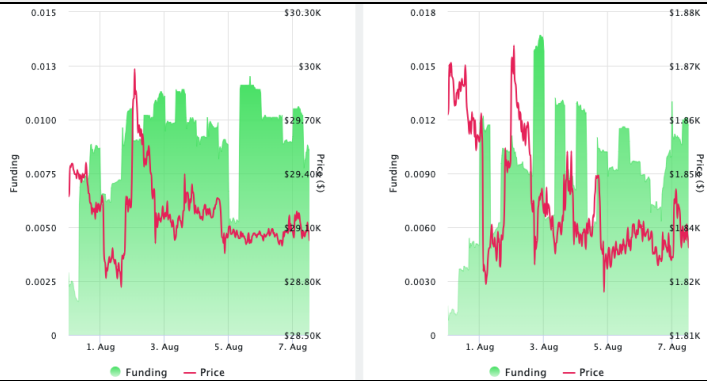
Futures Volume (BTC LHS ; ETH RHS), 1d



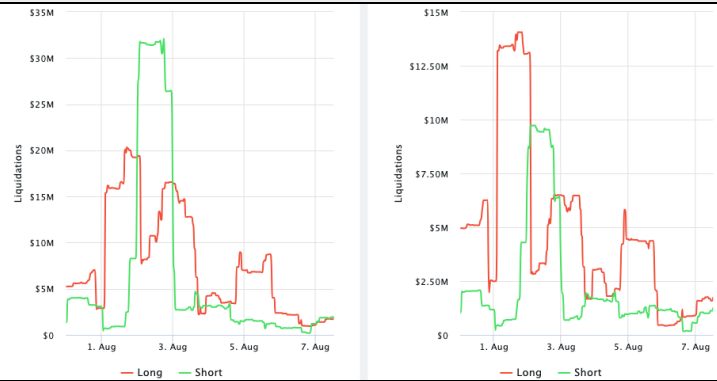
Futures Open Interest (BTC LHS ; ETH RHS)



Volume Weighted Funding Rate (BTC LHS ; ETH RHS), 1d

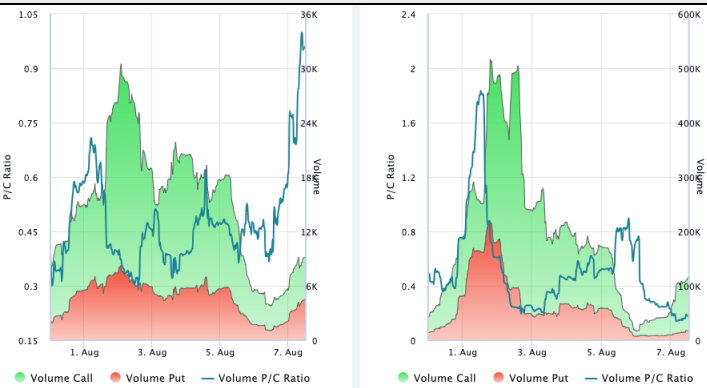


Liquidations (BTC LHS ; ETH RHS), 1d

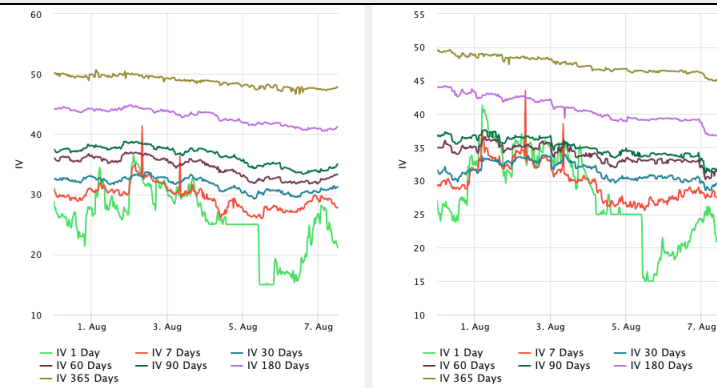


Crypto Options

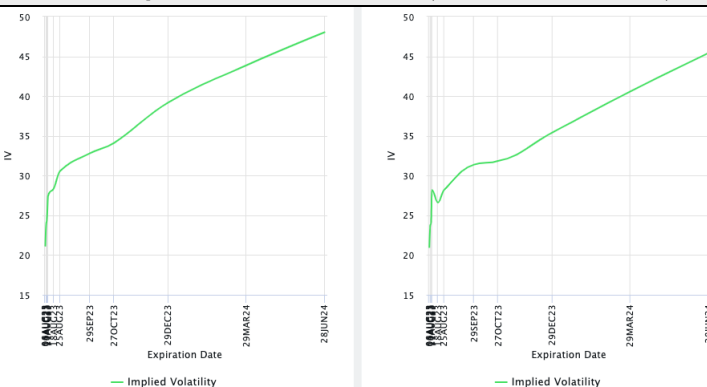
Options Volume & Put/Call Ratio (BTC LHS ; ETH RHS), 1d



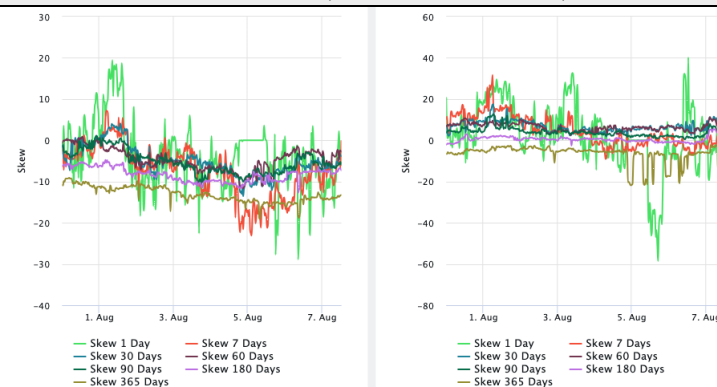
ATM Implied Volatility (BTC LHS ; ETH RHS)



ATM Implied Vol Term Structure (BTC LHS ; ETH RHS)



25 Delta Skew (BTC LHS ; ETH RHS)





August 9, 2023

About GSR

GSR is a global leader in digital asset trading, market making, OTC derivatives, and investments. We operate in a culture of excellence and leverage our first-rate reputation, deep relationships and proprietary trading technology to move swiftly and capitalize on market opportunities.

GSR's experienced team brings together decades of institutional trading expertise, while our industry-leading proprietary technology stack anchors everything we do.

Our main service areas are: market making; proprietary and algorithmic trading; client execution; structured products; risk management solutions; and portfolio investments.

For more information or if we can help with anything, please see gsr.io or contact us at gsr@gsr.io.

Follow GSR for more content: [Twitter](#) [Telegram](#) [LinkedIn](#)

Authors

Matt Kunke, Research Analyst [Twitter](#) [Telegram](#) [LinkedIn](#)
Brian Rudick, Senior Strategist [Twitter](#) [Telegram](#) [LinkedIn](#)

Required Disclosures

This material is provided by GSR (the "Firm") solely for informational purposes, is intended only for sophisticated, institutional investors and does not constitute an offer or commitment, a solicitation of an offer or commitment, or any advice or recommendation, to enter into or conclude any transaction (whether on the terms shown or otherwise), or to provide investment services in any state or country where such an offer or solicitation or provision would be illegal. The Firm is not and does not act as an advisor or fiduciary in providing this material.

This material is not a research report, and not subject to any of the independence and disclosure standards applicable to research reports prepared pursuant to FINRA or CFTC research rules. This material is not independent of the Firm's proprietary interests, which may conflict with the interests of any counterparty of the Firm. The Firm trades instruments discussed in this material for its own account, may trade contrary to the views expressed in this material, and may have positions in other related instruments.

Information contained herein is based on sources considered to be reliable, but is not guaranteed to be accurate or complete. Any opinions or estimates expressed herein reflect a judgment made by the author(s) as of the date of publication, and are subject to change without notice. Trading and investing in digital assets involves significant risks including price volatility and illiquidity and may not be suitable for all investors. The Firm is not liable whatsoever for any direct or consequential loss arising from the use of this material. Copyright of this material belongs to GSR. Neither this material nor any copy thereof may be taken, reproduced or redistributed, directly or indirectly, without prior written permission of GSR.

Sources

*All options data is based on Deribit and Options-based graphs are from Laevidas based on Deribit data. Market returns are based on price returns for the following ETFs: VOO, QQQ, EWU, EWG, EWJ, and EWH.

CoinGecko	Santiment	DefiLlama	CoinMarketCap	Laevidas
Investing.com	Google Finance	TradingView	Deribit	WorldCoinIndex