

Crypto Leaderboard

Rank	Name	Ticker	Price	24h	7d	30d	24h Vol \$m	MC \$m	1-Year Chart
1	Bitcoin	BTC	\$28,868	-2%	-1%	-6%	13,419	561,365	
2	Ethereum	ETH	\$1,831	-2%	-1%	-5%	7,814	221,881	
3	Tether	USDT	\$1.00	0%	0%	0%	19,683	83,773	
4	BNB	BNB	\$245	1%	3%	-1%	781	37,700	
5	XRP	XRP	\$0.69	-2%	0%	42%	1,577	36,282	
6	USD Coin	USDC	\$1.00	0%	0%	0%	4,456	26,446	
7	Lido stETH	STETH	\$1,830	-2%	-1%	-5%	56	14,568	
8	Dogecoin	DOGE	\$0.08	-3%	0%	13%	534	10,827	
9	Cardano	ADA	\$0.31	-3%	1%	4%	237	10,690	
10	Solana	SOL	\$23.4	-5%	2%	20%	449	9,463	

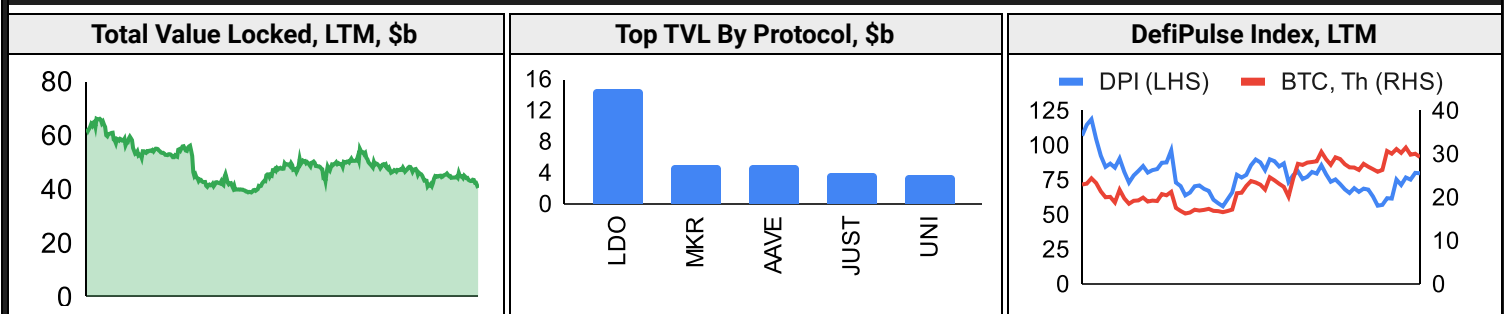
Top & Bottom Performers - Top 100 Tokens

24h		7 Days		30 Days		90 Days		365 Days	
TWT	6%	FLEX	31%	XDC	77%	FLEX	415%	KAS	4896%
RPL	4%	UNI	13%	KAS	56%	BCH	101%	FLEX	2623%
KAS	2%	MKR	11%	MKR	43%	MKR	75%	INJ	434%
IMX	1%	IMX	9%	XRP	42%	XLM	58%	CFX	219%
APE	-6%	SNX	-9%	RPL	-20%	CFX	-46%	SAND	-68%
GMX	-6%	APE	-11%	PEPE	-22%	FTM	-46%	ALGO	-68%
AAVE	-9%	TON	-16%	BSV	-24%	APE	-53%	FLOW	-71%
COMP	-10%	CRV	-16%	FTM	-25%	SUI	-55%	APE	-73%

Category Performance

Category	7d	30d	90d	180d	365d	Ecosystem	7d	30d	90d	180d	365d
Lending	2%	1%	5%	-10%	-32%	Tron	-2%	4%	2%	1%	-8%
Currency	1%	-1%	23%	19%	17%	Avalanche	1%	3%	-6%	-11%	-29%
Smart Contract	0%	-4%	-19%	-24%	-42%	Gnosis Chain	-1%	-3%	-21%	-21%	-34%
IoT/Data/Comp.	0%	-4%	-21%	-29%	-47%	Cosmos	-1%	-5%	-8%	-16%	19%
Meme	-1%	-5%	-30%	-29%	-11%	Polkadot	-1%	-5%	-22%	-28%	-35%
CEXs	0%	-5%	-14%	-19%	-18%	Polygon	-1%	-7%	-25%	-25%	-21%
Gaming/Entertai	-4%	-5%	-31%	-45%	-63%	BSC	0%	-8%	-27%	-20%	-10%
DEX	-1%	-6%	-20%	-28%	-46%	Solana	-8%	-10%	-10%	-25%	-50%
Scaling	0%	-7%	-35%	-42%	-41%						
Other DeFi	-10%	-15%	-28%	-19%	8%						
Privacy	-1%	-19%	-33%	-45%	-48%						

DeFi



Trading Volume

Aggregate Volumes by Product, \$b					Top Derivatives Exchanges, \$m and bps					Top Spot Exchanges, \$m		
Product	1d	7d	30d	O/I	Exchange	1d Vol	O/I	Mkr	Tkr	Exchange	Score	1d Vol
Spot	16	93	456	n/a	Binance	33,532	10,102	2.0	4.0	Binance	9.9	8,041
Perpetuals	84	391	2,260	70	OKX	13,389	3,794	2.0	5.0	Coinbase	8.6	1,183
Futures	0	1	7	1	Bybit	7,990	5,560	1.0	6.0	Kraken	8.2	508
Options*	#N/A	#N/A	#N/A	n/a	KuCoin	1,389	1,696	2.0	6.0	KuCoin	7.4	365

Daily Spot Volume, Top 100 Tokens Last 20d, \$b		Top Volume, 1d, \$m		Top Volume, %20d Avg		Low Volume, %20d Avg	
		USDT	22,913	CRV	593%	MNT	0%
		BTC	13,919	RPL	502%	HBAR	46%
		ETH	5,883	FXS	384%	XLM	47%
		USDC	3,462	FRAX	354%	XRD	56%
		TUSD	3,012	USDP	348%	LUNC	57%

Traditional Finance

Global Equity Markets*							SPX vs. BTC, LTM	
	US	US Grwth	UK	Germany	Japan	HK		
1D	0%	0%	0%	0%	0%	0%		
7D	1%	1%	0%	1%	1%	4%		
90D	12%	21%	0%	0%	8%	-2%		
365D	11%	22%	8%	24%	12%	-5%		

10-Year Treasury Yields							Commodities & FX					
	US	Brazil	UK	Germany	Japan	HK	Last	WTI	Gas	Gold	USD/EUR	USD/JPY
Last	4.03%	10.84%	4.41%	2.51%	0.60%	3.85%	Last	81.2	2.56	1,984	0.91	143.3
1d Chg	0.07	-0.02	0.10	0.04	0.00	-0.06	1d % Chg	-0.7%	-2.9%	-1.3%	0.3%	0.7%

Correlations

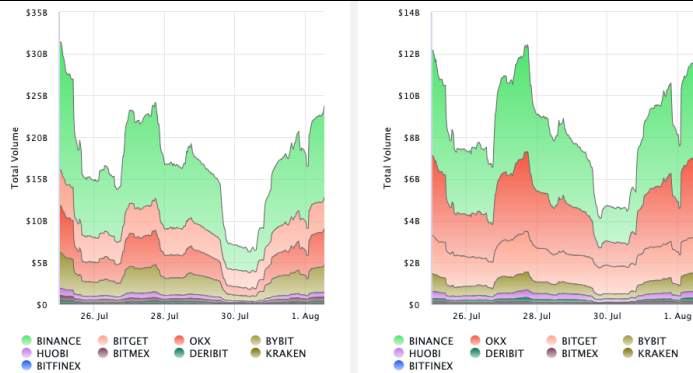
Intra-Crypto Correlations, LTM							Rolling 3M Correlations, LTM	
	BTC	ETH	BNB	XRP	DOGE	ADA		
BTC								
ETH	0.87							
BNB	0.73	0.73						
XRP	0.49	0.54	0.45					
DOGE	0.57	0.63	0.55	0.39				
ADA	0.75	0.79	0.70	0.68	0.61			

Crypto News

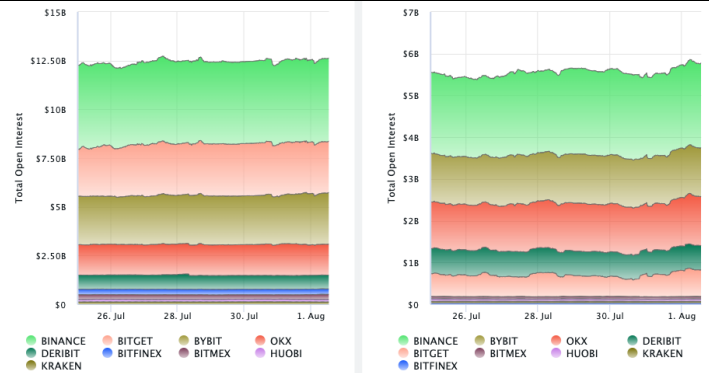
- [SEC brings lawsuit against 4-year old cryptocurrency - Axios](#)
- [Bitcoin Dips Below \\$29K Amid Curve Jitters - CoinDesk](#)
- [Ripple Ruling on Crypto Rejected by Federal Judge in Terra Case - Bloomberg](#)
- [Crypto firm DCG appoints M&A specialist Mark Shifke as CFO - The Economic Times](#)
- [Coinbase CEO says complying with SEC request would have been the 'end of the crypto industry in the US' - CNN](#)
- [DeSantis Accuses Biden of 'War on Bitcoin,' Vows to Stop It if Elected President - CoinDesk](#)
- [Curve founder Michael Egorov sells more CRV to DCFGod and others - The Block](#)
- [FTX proposes to 'reboot' offshore exchange as part of reorganization plan - The Block](#)

Crypto Futures

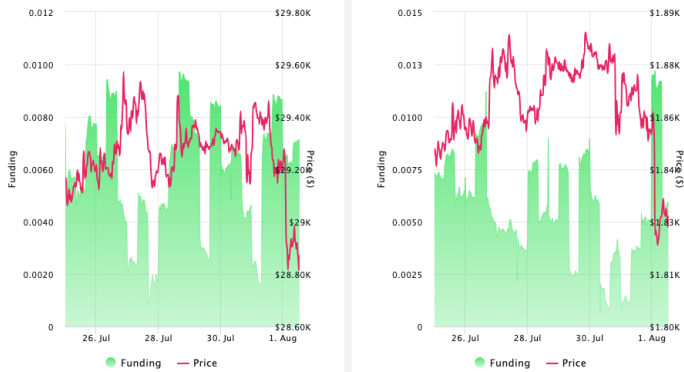
Futures Volume (BTC LHS ; ETH RHS), 1d



Futures Open Interest (BTC LHS ; ETH RHS)



Volume Weighted Funding Rate (BTC LHS ; ETH RHS), 1d

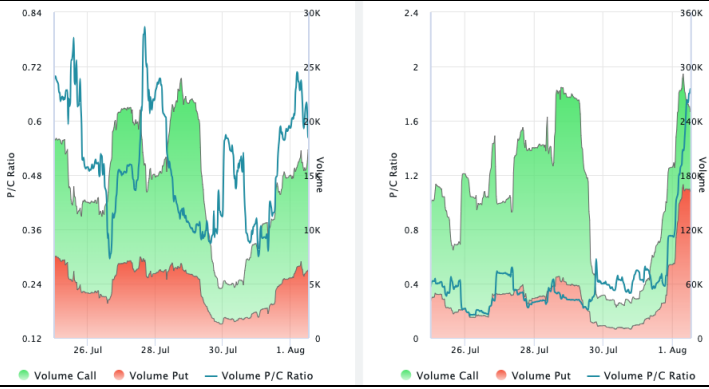


Liquidations (BTC LHS ; ETH RHS), 1d

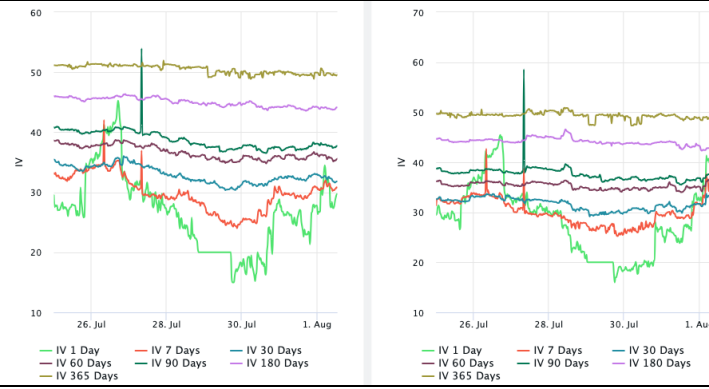


Crypto Options

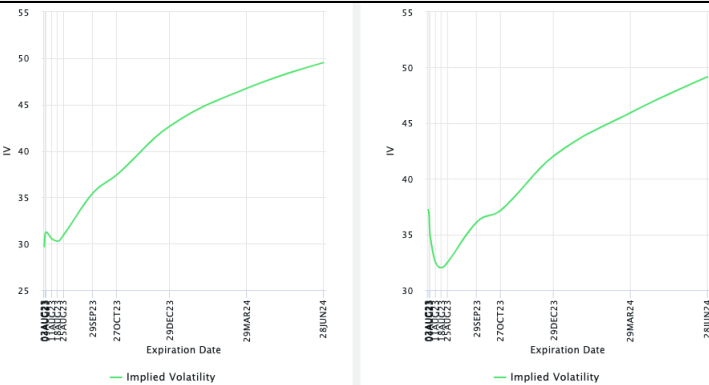
Options Volume & Put/Call Ratio (BTC LHS ; ETH RHS), 1d



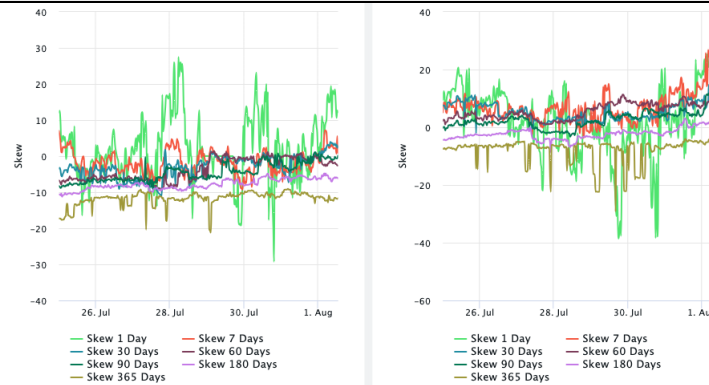
ATM Implied Volatility (BTC LHS ; ETH RHS)



ATM Implied Vol Term Structure (BTC LHS ; ETH RHS)



25 Delta Skew (BTC LHS ; ETH RHS)



About GSR

GSR is a global leader in digital asset trading, market making, OTC derivatives, and investments. We operate in a culture of excellence and leverage our first-rate reputation, deep relationships and proprietary trading technology to move swiftly and capitalize on market opportunities.

GSR's experienced team brings together decades of institutional trading expertise, while our industry-leading proprietary technology stack anchors everything we do.

Our main service areas are: market making; proprietary and algorithmic trading; client execution; structured products; risk management solutions; and portfolio investments.

For more information or if we can help with anything, please see gsr.io or contact us at gsr@gsr.io.

Follow GSR for more content: [Twitter](#) [Telegram](#) [LinkedIn](#)

Authors

Matt Kunke, Research Analyst [Twitter](#) [Telegram](#) [LinkedIn](#)
Brian Rudick, Senior Strategist [Twitter](#) [Telegram](#) [LinkedIn](#)

Required Disclosures

This material is provided by GSR (the "Firm") solely for informational purposes, is intended only for sophisticated, institutional investors and does not constitute an offer or commitment, a solicitation of an offer or commitment, or any advice or recommendation, to enter into or conclude any transaction (whether on the terms shown or otherwise), or to provide investment services in any state or country where such an offer or solicitation or provision would be illegal. The Firm is not and does not act as an advisor or fiduciary in providing this material.

This material is not a research report, and not subject to any of the independence and disclosure standards applicable to research reports prepared pursuant to FINRA or CFTC research rules. This material is not independent of the Firm's proprietary interests, which may conflict with the interests of any counterparty of the Firm. The Firm trades instruments discussed in this material for its own account, may trade contrary to the views expressed in this material, and may have positions in other related instruments.

Information contained herein is based on sources considered to be reliable, but is not guaranteed to be accurate or complete. Any opinions or estimates expressed herein reflect a judgment made by the author(s) as of the date of publication, and are subject to change without notice. Trading and investing in digital assets involves significant risks including price volatility and illiquidity and may not be suitable for all investors. The Firm is not liable whatsoever for any direct or consequential loss arising from the use of this material. Copyright of this material belongs to GSR. Neither this material nor any copy thereof may be taken, reproduced or redistributed, directly or indirectly, without prior written permission of GSR.

Sources

*All options data is based on Deribit and Options-based graphs are from Laevidas based on Deribit data. Market returns are based on price returns for the following ETFs: VOO, QQQ, EWU, EWG, EWJ, and EWH.

CoinGecko	Santiment	DefiLlama	CoinMarketCap	Laevidas
Investing.com	Google Finance	TradingView	Deribit	WorldCoinIndex