

Crypto Leaderboard

Rank	Name	Ticker	Price	24h	7d	30d	24h Vol \$m	MC \$m	1-Year Chart
1	Bitcoin	BTC	\$29,208	1%	0%	-4%	11,759	568,028	
2	Ethereum	ETH	\$1,839	0%	-2%	-4%	4,884	220,938	
3	Tether	USDT	\$1.00	0%	0%	0%	19,009	83,905	
4	BNB	BNB	\$242	1%	0%	1%	376	37,281	
5	XRP	XRP	\$0.66	0%	-7%	39%	1,033	34,971	
6	USD Coin	USDC	\$1.00	0%	0%	0%	2,721	26,083	
7	Lido stETH	STETH	\$1,841	0%	-2%	-4%	15	14,647	
8	Dogecoin	DOGE	\$0.07	1%	-3%	11%	381	10,438	
9	Cardano	ADA	\$0.29	0%	-5%	4%	233	10,326	
10	Solana	SOL	\$23.1	2%	-7%	22%	329	9,344	

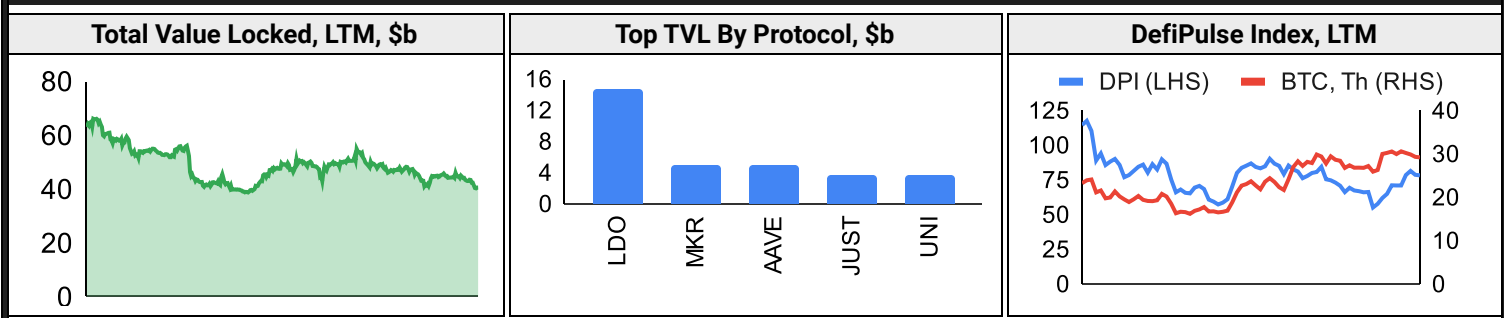
Top & Bottom Performers - Top 100 Tokens

24h		7 Days		30 Days		90 Days		365 Days	
XDC	9%	FLEX	45%	XDC	156%	FLEX	794%	KAS	7341%
CSPR	8%	XDC	41%	KAS	105%	XDC	126%	FLEX	4301%
FXS	7%	KAS	26%	FLEX	98%	BCH	94%	INJ	429%
GMX	7%	OP	15%	MKR	42%	MKR	89%	CFX	224%
KAVA	-3%	XLM	-14%	FTM	-22%	FTM	-43%	SAND	-69%
LTC	-3%	SNX	-15%	CRV	-23%	APE	-49%	NEAR	-69%
COMP	-4%	CRV	-18%	RPL	-26%	PEPE	-54%	APE	-76%
STX	-4%	COMP	-19%	PEPE	-27%	SUI	-55%	FLOW	-78%

Category Performance

Category	7d	30d	90d	180d	365d	Ecosystem	7d	30d	90d	180d	365d
Lending	-4%	4%	7%	-10%	-32%	Solana	-6%	7%	3%	-17%	-42%
Currency	-5%	1%	22%	16%	15%	Avalanche	-5%	3%	-6%	-15%	-30%
Meme	-1%	-1%	-29%	-41%	-8%	Tron	-6%	2%	1%	-1%	-8%
Smart Contract	-3%	-3%	-17%	-26%	-41%	Gnosis Chain	-4%	-3%	-19%	-25%	-35%
Scaling	-2%	-3%	-30%	-44%	-45%	Cosmos	-3%	-4%	-6%	-18%	17%
Gaming/Entertai	-4%	-4%	-28%	-46%	-62%	Polkadot	-4%	-6%	-19%	-32%	-34%
DEX	-4%	-4%	-17%	-29%	-46%	BSC	-2%	-6%	-23%	-24%	-13%
CEXs	-2%	-4%	-12%	-21%	-18%	Polygon	-4%	-6%	-24%	-28%	-22%
IoT/Data/Comp.	-2%	-6%	-17%	-32%	-47%						
Privacy	-2%	-6%	-20%	-37%	-43%						
Other DeFi	-13%	-14%	-27%	-18%	5%						

DeFi



Trading Volume

Aggregate Volumes by Product, \$b					Top Derivatives Exchanges, \$m and bps					Top Spot Exchanges, \$m		
Product	1d	7d	30d	O/I	Exchange	1d Vol	O/I	Mkr	Tkr	Exchange	Score	1d Vol
Spot	15	95	463	n/a	Binance	24,992	10,206	2.0	4.0	Binance	9.9	5,840
Perpetuals	164	409	2,170	47	OKX	9,492	3,710	2.0	5.0	Coinbase	8.4	740
Futures	0	1	7	1	Bybit	5,906	5,498	1.0	6.0	Kraken	8.1	413
Options*	1	6	25	n/a	KuCoin	1,035	1,682	2.0	6.0	KuCoin	7.4	334

Daily Spot Volume, Top 100 Tokens Last 20d, \$b				Top Volume, 1d, \$m		Top Volume, %20d Avg		Low Volume, %20d Avg	
				USDT	18,839	OKB	458%	MNT	0%
				BTC	11,598	XDC	244%	XAUT	38%
				ETH	4,622	STX	200%	TWT	43%
				USDC	2,871	GMX	192%	LUNC	47%
				TUSD	2,539	BTT	184%	XLM	51%

Traditional Finance

Global Equity Markets*							SPX vs. BTC, LTM	
	US	US Grwth	UK	Germany	Japan	HK		
1D	0%	0%	0%	-1%	0%	1%		
7D	-2%	-3%	-3%	-4%	-4%	-2%		
90D	9%	15%	-4%	-4%	3%	-5%		
365D	8%	15%	5%	18%	10%	-7%		

10-Year Treasury Yields							Commodities & FX					
	US	Brazil	UK	Germany	Japan	HK	Last	WTI	Gas	Gold	USD/EUR	USD/JPY
Last	4.15%	10.81%	4.49%	2.58%	0.63%	4.01%	Last	82.0	2.55	1,975	0.91	142.1
1d Chg	-0.04	0.02	0.01	0.03	-0.01	-0.06	1d % Chg	0.6%	-0.6%	0.3%	-0.5%	-0.3%

Correlations

Intra-Crypto Correlations, LTM							Rolling 3M Correlations, LTM	
	BTC	ETH	BNB	XRP	DOGE	ADA		
BTC								
ETH	0.87							
BNB	0.74	0.74						
XRP	0.49	0.54	0.46					
DOGE	0.57	0.63	0.55	0.39				
ADA	0.75	0.79	0.71	0.68	0.61			

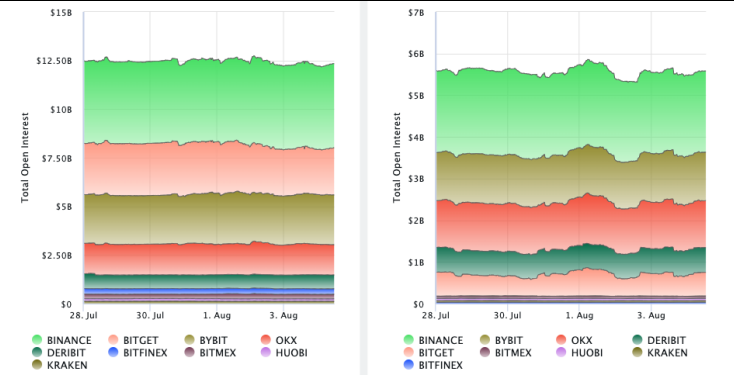
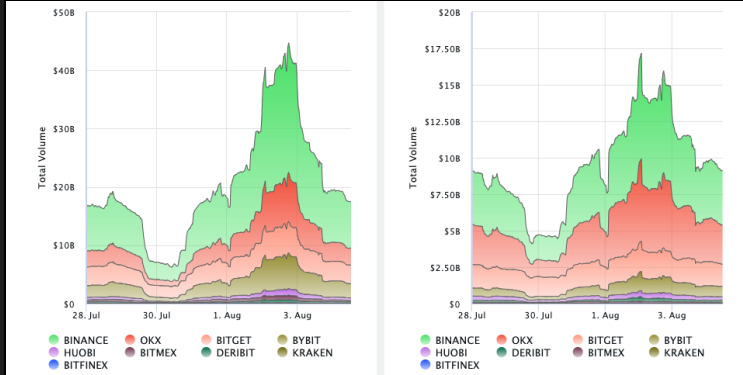
Crypto News

- [Revolut to suspend cryptocurrency services in US - Cointelegraph](#)
- [Block posts 34% increase in Bitcoin revenue in Q2 but shares stumble - Cointelegraph](#)
- [Michael Egorov has sold a total of 106 million CRV for \\$42 million - The Block](#)
- [ProShares and Bitwise file for more bitcoin and ether ETFs in deluge of applications - The Block](#)
- [Matter Labs CEO denies Polygon's code attribution accusations - The Block](#)
- [DoJ continues push for Sam Bankman-Fried's incarceration in letter to judge - The Block](#)
- [Hong Kong lawmaker hopes to explore possibility of digital asset interconnectivity with Chinese mainland - The Block](#)
- [Coinbase plans Friday filing to seek dismissal of SEC's case "in its entirety" - The Block](#)

Crypto Futures

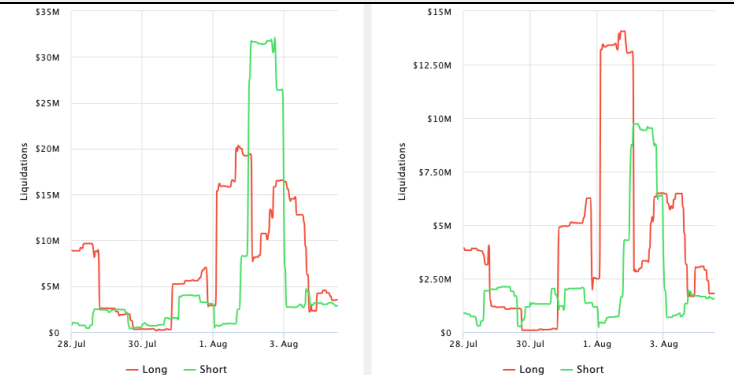
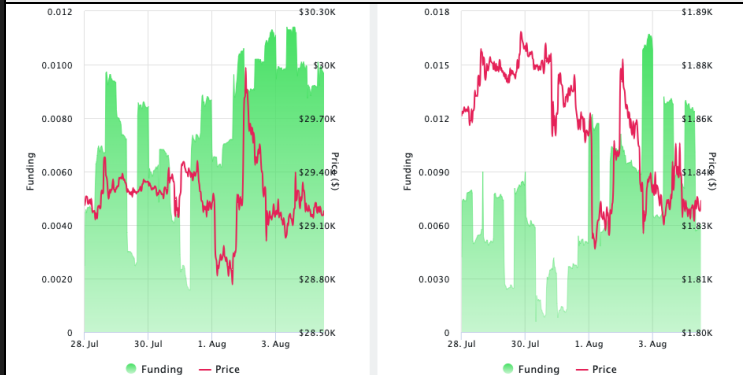
Futures Volume (BTC LHS ; ETH RHS), 1d

Futures Open Interest (BTC LHS ; ETH RHS)



Volume Weighted Funding Rate (BTC LHS ; ETH RHS), 1d

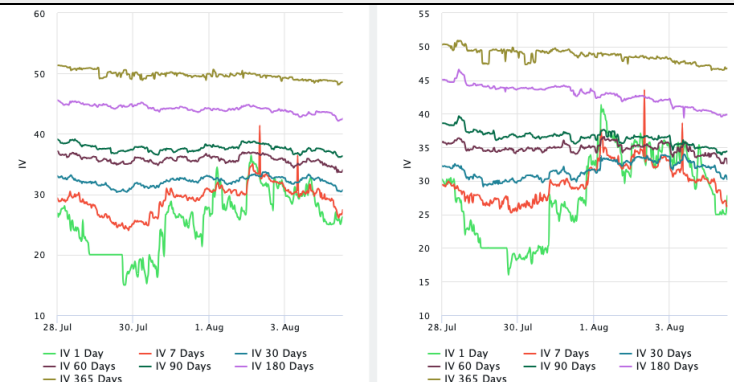
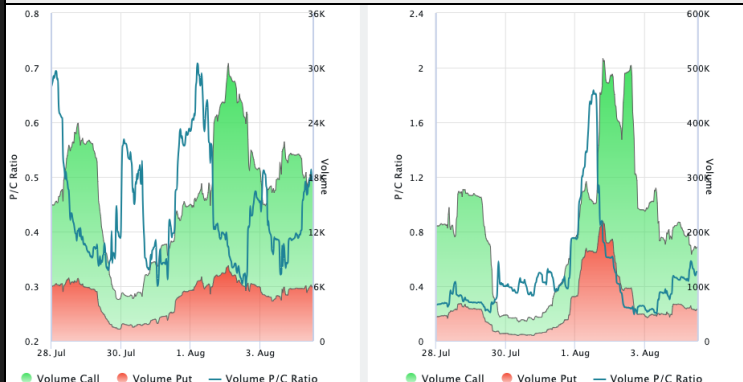
Liquidations (BTC LHS ; ETH RHS), 1d



Crypto Options

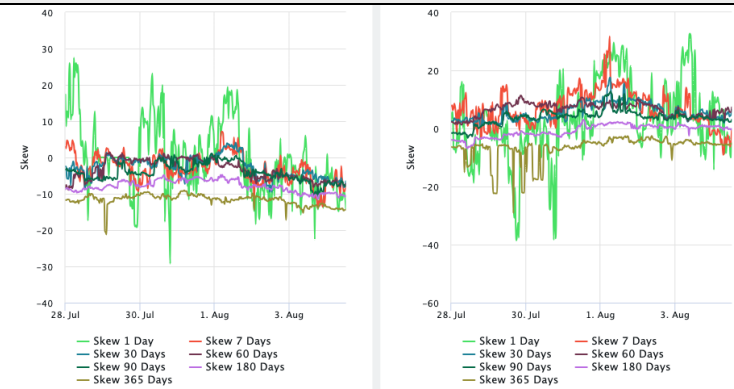
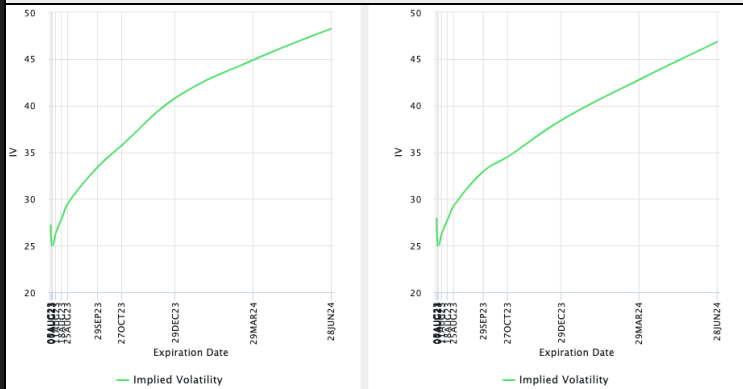
Options Volume & Put/Call Ratio (BTC LHS ; ETH RHS), 1d

ATM Implied Volatility (BTC LHS ; ETH RHS)



ATM Implied Vol Term Structure (BTC LHS ; ETH RHS)

25 Delta Skew (BTC LHS ; ETH RHS)



About GSR

GSR is a global leader in digital asset trading, market making, OTC derivatives, and investments. We operate in a culture of excellence and leverage our first-rate reputation, deep relationships and proprietary trading technology to move swiftly and capitalize on market opportunities.

GSR's experienced team brings together decades of institutional trading expertise, while our industry-leading proprietary technology stack anchors everything we do.

Our main service areas are: market making; proprietary and algorithmic trading; client execution; structured products; risk management solutions; and portfolio investments.

For more information or if we can help with anything, please see gsr.io or contact us at gsr@gsr.io.

Follow GSR for more content: [Twitter](#) [Telegram](#) [LinkedIn](#)

Authors

Matt Kunke, Research Analyst [Twitter](#) [Telegram](#) [LinkedIn](#)
Brian Rudick, Senior Strategist [Twitter](#) [Telegram](#) [LinkedIn](#)

Required Disclosures

This material is provided by GSR (the "Firm") solely for informational purposes, is intended only for sophisticated, institutional investors and does not constitute an offer or commitment, a solicitation of an offer or commitment, or any advice or recommendation, to enter into or conclude any transaction (whether on the terms shown or otherwise), or to provide investment services in any state or country where such an offer or solicitation or provision would be illegal. The Firm is not and does not act as an advisor or fiduciary in providing this material.

This material is not a research report, and not subject to any of the independence and disclosure standards applicable to research reports prepared pursuant to FINRA or CFTC research rules. This material is not independent of the Firm's proprietary interests, which may conflict with the interests of any counterparty of the Firm. The Firm trades instruments discussed in this material for its own account, may trade contrary to the views expressed in this material, and may have positions in other related instruments.

Information contained herein is based on sources considered to be reliable, but is not guaranteed to be accurate or complete. Any opinions or estimates expressed herein reflect a judgment made by the author(s) as of the date of publication, and are subject to change without notice. Trading and investing in digital assets involves significant risks including price volatility and illiquidity and may not be suitable for all investors. The Firm is not liable whatsoever for any direct or consequential loss arising from the use of this material. Copyright of this material belongs to GSR. Neither this material nor any copy thereof may be taken, reproduced or redistributed, directly or indirectly, without prior written permission of GSR.

Sources

*All options data is based on Deribit and Options-based graphs are from Laevidas based on Deribit data. Market returns are based on price returns for the following ETFs: VOO, QQQ, EWU, EWG, EWJ, and EWH.

CoinGecko	Santiment	DefiLlama	CoinMarketCap	Laevidas
Investing.com	Google Finance	TradingView	Deribit	WorldCoinIndex