

Crypto Leaderboard

Rank	Name	Ticker	Price	24h	7d	30d	24h Vol \$m	MC \$m	1-Year Chart
1	Bitcoin	BTC	\$26,103	-4%	0%	-10%	13,907	508,317	
2	Ethereum	ETH	\$1,650	-4%	0%	-10%	10,476	198,396	
3	Tether	USDT	\$1.00	0%	0%	0%	21,649	82,905	
4	BNB	BNB	\$215	-4%	-1%	-10%	495	33,118	
5	XRP	XRP	\$0.51	-4%	-1%	-26%	1,101	26,883	
6	USD Coin	USDC	\$1.00	0%	0%	0%	3,044	26,250	
7	Lido stETH	STETH	\$1,648	-4%	0%	-10%	14	14,062	
8	Cardano	ADA	\$0.26	-2%	-2%	-14%	212	9,053	
9	Dogecoin	DOGE	\$0.06	-4%	3%	-14%	379	9,019	
10	Solana	SOL	\$19.9	-5%	-4%	-14%	413	8,123	

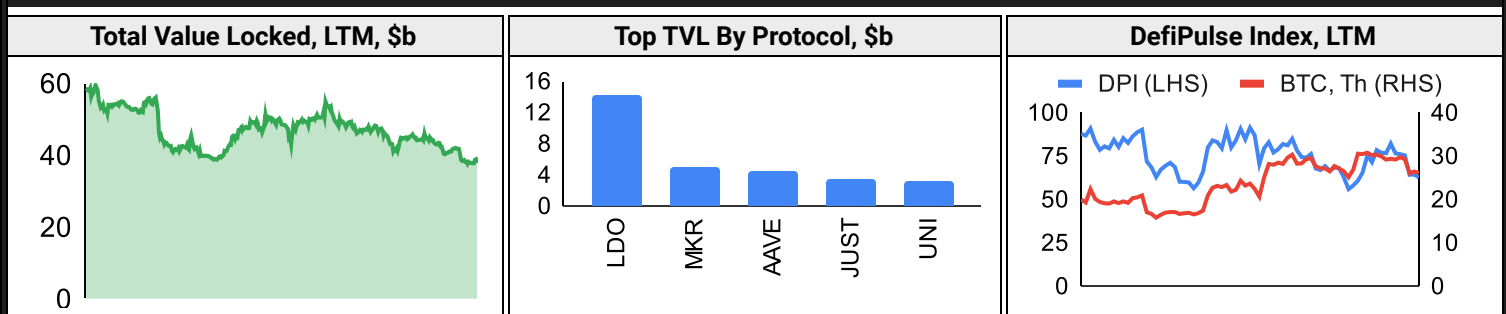
Top & Bottom Performers - Top 100 Tokens

24h		7 Days		30 Days		90 Days		365 Days	
TON	3%	TON	22%	RLB	99%	RLB	587%	RLB	10758%
RUNE	2%	MKR	16%	RUNE	72%	KAS	108%	KAS	1066%
MKR	1%	MIOTA	12%	DYDX	10%	BCH	81%	INJ	362%
TRX	1%	BCH	9%	OKB	2%	MKR	73%	OKB	176%
OP	-6%	SUI	-8%	UNI	-28%	KCS	-48%	CHZ	-72%
FTM	-6%	KAS	-9%	KCS	-31%	RNDR	-48%	NEAR	-73%
STX	-7%	KCS	-13%	PEPE	-33%	APE	-54%	LUNC	-78%
KCS	-9%	HBAR	-14%	CETH	-100%	RPL	-54%	FLOW	-78%

Category Performance

Category	7d	30d	90d	180d	365d	Ecosystem	7d	30d	90d	180d	365d
Meme	3%	-10%	-28%	-43%	-4%	Cosmos	-3%	-3%	-13%	-6%	33%
DEX	1%	-11%	-21%	-33%	-36%	Tron	-1%	-6%	-15%	-11%	-4%
CEXs	-2%	-12%	-14%	-26%	-19%	BSC	-2%	-15%	-33%	-28%	-17%
Privacy	-15%	-14%	-33%	-48%	-54%	Polygon	0%	-16%	-31%	-35%	-25%
Currency	0%	-14%	4%	7%	9%	Polkadot	-2%	-17%	-27%	-42%	-37%
IoT/Data/Comp.	1%	-15%	-25%	-38%	-46%	Ethereum	-1%	-18%	-16%	-32%	-21%
Gaming/Entertai	-3%	-15%	-32%	-45%	-62%	Avalanche	-1%	-20%	-16%	-30%	-32%
Smart Contract	-2%	-16%	-25%	-33%	-43%	Solana	-12%	-20%	-22%	-30%	-39%
Lending	1%	-18%	-5%	-19%	-40%						
Scaling	0%	-18%	-34%	-51%	-42%						
Other DeFi	-14%	-24%	-32%	-33%	-3%						

DeFi



Trading Volume

Aggregate Volumes by Product, \$b					Top Derivatives Exchanges, \$m and bps					Top Spot Exchanges, \$m		
Product	1d	7d	30d	O/I	Exchange	1d Vol	O/I	Mkr	Tkr	Exchange	Score	1d Vol
Spot	18	66	373	n/a	Binance	36,507	7,301	2.0	4.0	Binance	9.9	7,298
Perpetuals	97	422	3,040	94	Bybit	11,095	4,216	2.0	5.5	Coinbase	8.5	1,007
Futures	1	1	6	1	OKX	13,168	2,950	2.0	5.0	Kraken	8.3	572
Options	1	6	25	n/a	KuCoin	1,556	1,129	2.0	6.0	KuCoin	7.4	331

Daily Spot Volume, Top 100 Tokens Last 20d, \$b				Top Volume, 1d, \$m		Top Volume, %20d Avg		Low Volume, %20d Avg	
				USDT	27,001	MIOTA	270%	HBAR	48%
				BTC	19,277	THETA	241%	KAS	55%
				ETH	6,461	TWT	216%	SHIB	56%
				USDC	3,893	USDP	200%	APE	60%
				TUSD	2,361	DYDX	196%	RUNE	60%

Traditional Finance

Global Equity Markets							SPX vs. BTC, LTM	
	US	USGrwth	UK	Germany	Japan	HK		
1D	0%	0%	-1%	0%	1%	-1%		
7D	2%	4%	2%	2%	3%	3%		
90D	5%	7%	-1%	-2%	0%	-8%		
365D	14%	26%	13%	30%	16%	-11%		

10-Year Treasury Yields							Commodities & FX					
	US	Brazil	UK	Germany	Japan	HK	Last	WTI	Gas	Gold	USD/EUR	USD/JPY
Last	4.10%	11.15%	4.40%	2.47%	0.62%	3.80%	Last	84.5	2.81	1,973	0.92	145.2
1d Chg	0.01	0.01	0.04	0.00	-0.01	-0.06	1d % Chg	1.1%	1.5%	0.3%	0.0%	-0.2%

Volatility

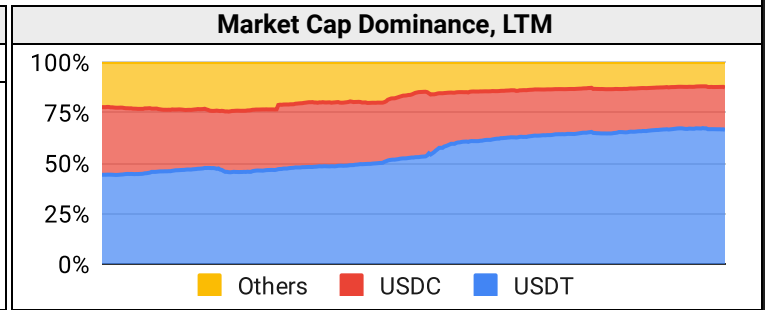
Annualized Volatility							Rolling 3M Annualized Volatility, LTM			
	BTC	ETH	BNB	XRP	ADA	DOGE				
30D	41%	36%	33%	62%	43%	51%				
90D	39%	40%	46%	159%	74%	62%				
180D	45%	45%	43%	125%	67%	67%				
365D	49%	59%	53%	104%	68%	91%				

Correlations

Intra-Crypto Correlations, LTM							Rolling 3M Correlations, LTM	
	BTC	ETH	BNB	XRP	ADA	DOGE		
BTC								
ETH	0.87							
BNB	0.74	0.76						
XRP	0.49	0.56	0.46					
ADA	0.74	0.79	0.71	0.69				
DOGE	0.58	0.66	0.57	0.40	0.61			

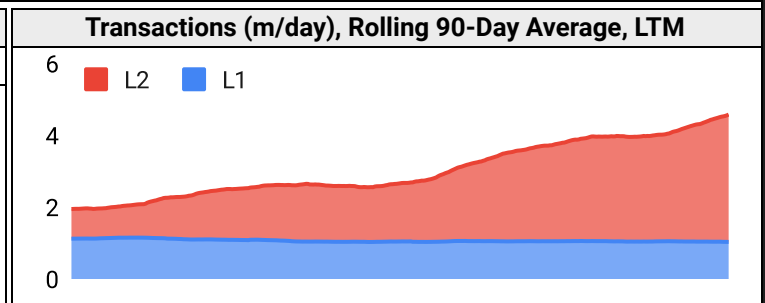
Stablecoins

Stablecoin Market Size and Volume, \$m				
Ticker	Price	1d Vol	20d Avg Vol	Market Cap
USDT	1.00	27,001	23,162	82,830
USDC	1.00	3,893	3,244	26,214
DAI	1.00	106	101	5,348
TUSD	1.00	2,361	2,040	3,461
BUSD	1.00	1,166	1,222	2,955
FRAX	1.00	11	10	804



Ethereum Mainnet & Layer 2s

Mainnet & Layer 2 Transactions (m/day) and L2 TVL (\$m)				
Network	1d	30d Avg	TVL	Tech Type
Ethereum	1.0	1.0	-	Mainnet
zkSync Era	1.0	1.0	382	ZKR
Arbitrum One	0.7	0.6	5,260	ORU
Base	0.5	0.5	359	ORU
OP Mainnet	0.4	0.5	2,420	ORU
Starknet	0.7	0.4	150	ZKR
Immutable X	0.2	0.2	95	App-specific Validium
dYdX	0.2	0.2	340	App-specific ZKR
Arbitrum Nova	0.1	0.1	18	Optimium
Mantle	0.2	0.1	89	Optimium



Layer 2 Token Performance & Market Cap (\$m)

	MATIC	MNT	ARB	OP	IMX
30d Return	-21%	-14%	-20%	-16%	-27%
Market Cap	5,120	1,460	1,170	1,100	637

NFTs and DAOs

NFT Collection Stats (in ETH)

Collection	Floor	Listings	3M Ret.	3M Vol	Market Cap
CryptoPunks	48.2	1,087	-7%	46,008	482,000
Bored Ape	27.5	453	-40%	281,667	275,000
Mutant Ape	5.4	610	-44%	119,375	105,576
Autoglyphs	199.0	6	14%	887	101,888
Squiggle	9.9	206	-9%	3,083	98,861
Fidenza	65.0	45	-6%	2,309	64,935
The Sandbox	0.3	338	-36%	495	49,077
Azuki	4.4	444	-74%	156,949	44,290
The Captainz	4.1	148	-56%	24,001	40,496
DeGods	4.5	330	-48%	80,342	40,095

DAO Treasury Amount (\$m) and Composition

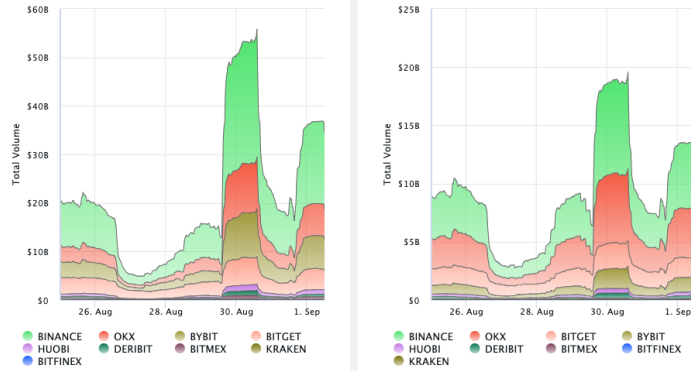
DAO	Treasury	Stables	BTC/ETH	Own Tokens	Other
Mantle	3,437	8%	13%	39%	39%
Arbitrum	3,240	0%	0%	100%	0%
Uniswap	1,855	0%	0%	100%	0%
Optimism	1,535	0%	0%	100%	0%
ENS	600	3%	5%	92%	0%
Ethereum	524	0%	100%	0%	0%
Golem	284	0%	96%	4%	0%
Wonderland	249	73%	0%	8%	19%
Stargate	239	17%	0%	82%	1%
Lido	238	3%	25%	72%	0%

Crypto News

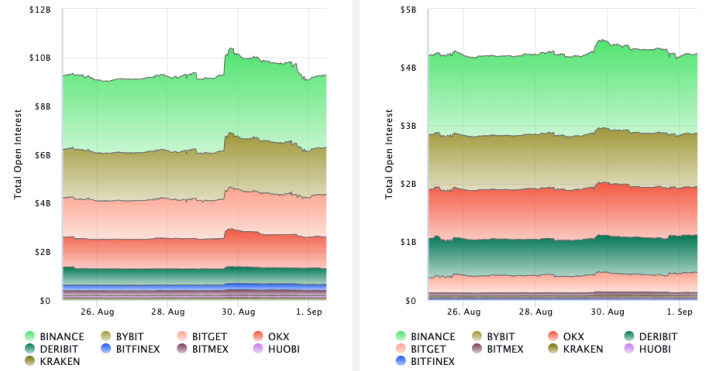
- [Bitcoin traders wipe Grayscale gains after SEC delays spot ETF decisions - Cointelegraph](#)
- [BlackRock's Bitcoin ETF the 7th application delayed by SEC on Aug. 31 - Cointelegraph](#)
- [OKX Planning Web3 Foray Into India, Chief Marketing Officer Says - CoinDesk](#)
- [StarkWare, Herodotus launch tech to verify data from any point in Ethereum's history - Cointelegraph](#)
- [Exploits, hacks and scams stole almost \\$1B in 2023: Report - Cointelegraph](#)
- [SEC vs. Coinbase: New lawyer Patrick Kennedy joins fight - Cointelegraph](#)
- [Ethereum staking services agree to 22% limit of all validators - Cointelegraph](#)
- [UK's Travel Rule comes into effect, could halt certain crypto transfers - Cointelegraph](#)
- [IBM offers guidance for successful implementation of digital euro - Cointelegraph](#)

Crypto Futures

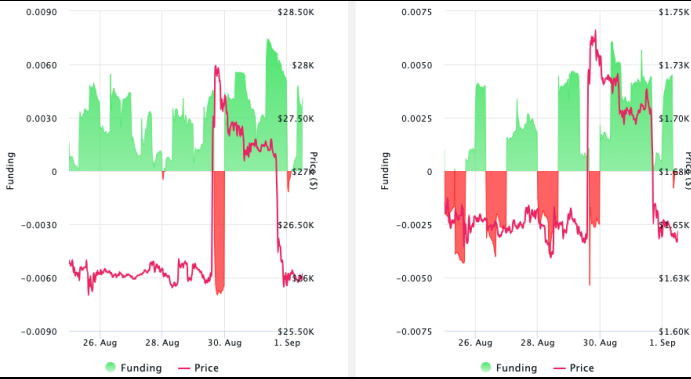
Futures Volume (BTC LHS ; ETH RHS), 1d



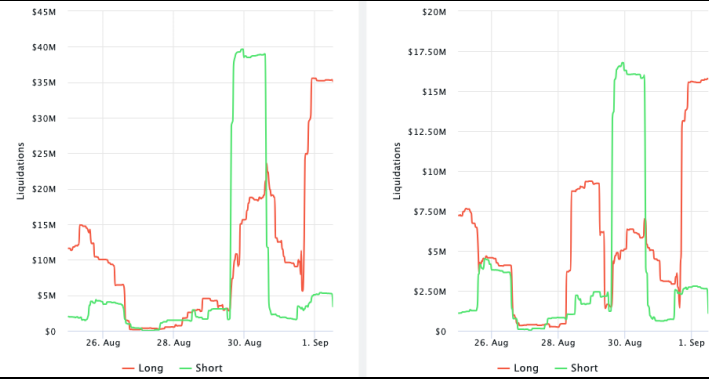
Futures Open Interest (BTC LHS ; ETH RHS)



Volume Weighted Funding Rate (BTC LHS ; ETH RHS), 1d

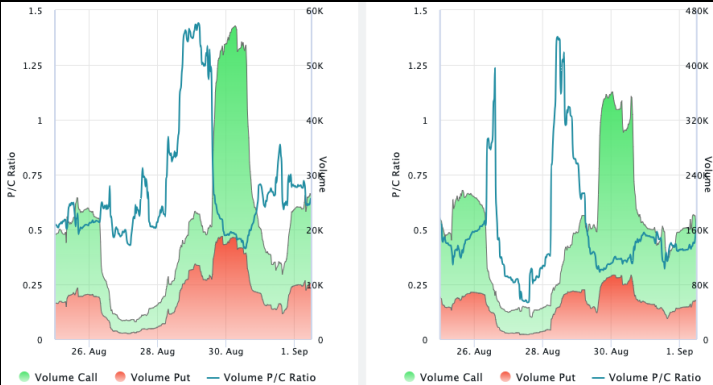


Liquidations (BTC LHS ; ETH RHS), 1d



Crypto Options

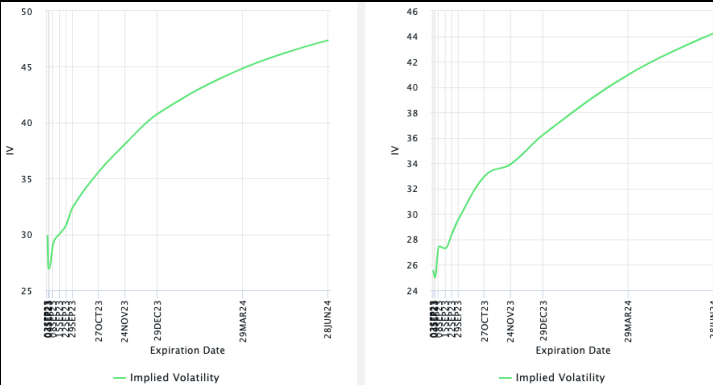
Options Volume & Put/Call Ratio (BTC LHS ; ETH RHS), 1d



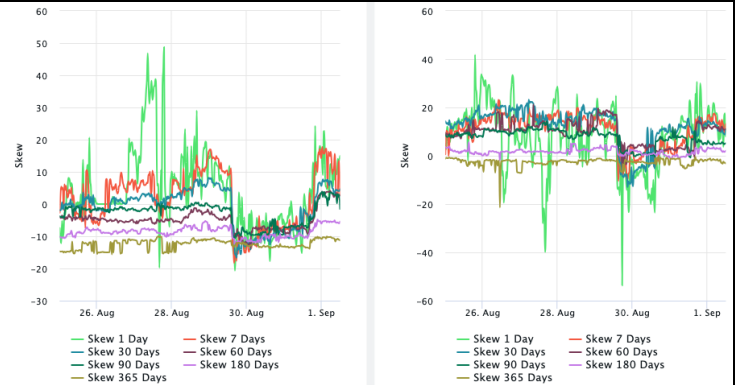
ATM Implied Volatility (BTC LHS ; ETH RHS)



ATM Implied Vol Term Structure (BTC LHS ; ETH RHS)



25 Delta Skew (BTC LHS ; ETH RHS)



About GSR

GSR is a global leader in digital asset trading, market making, OTC derivatives, and investments. We operate in a culture of excellence and leverage our first-rate reputation, deep relationships and proprietary trading technology to move swiftly and capitalize on market opportunities.

GSR's experienced team brings together decades of institutional trading expertise, while our industry-leading proprietary technology stack anchors everything we do.

Our main service areas are: market making; proprietary and algorithmic trading; client execution; structured products; risk management solutions; and portfolio investments.

For more information or if we can help with anything, please see gsr.io or contact us at gsr@gsr.io.

Follow GSR for more content: [Twitter](#) [Telegram](#) [LinkedIn](#)

Authors

Matt Kunke, Research Analyst [Twitter](#) [Telegram](#) [LinkedIn](#)
Brian Rudick, Senior Strategist [Twitter](#) [Telegram](#) [LinkedIn](#)

Required Disclosures

This material is provided by GSR (the "Firm") solely for informational purposes, is intended only for sophisticated, institutional investors and does not constitute an offer or commitment, a solicitation of an offer or commitment, or any advice or recommendation, to enter into or conclude any transaction (whether on the terms shown or otherwise), or to provide investment services in any state or country where such an offer or solicitation or provision would be illegal. The Firm is not and does not act as an advisor or fiduciary in providing this material.

This material is not a research report, and not subject to any of the independence and disclosure standards applicable to research reports prepared pursuant to FINRA or CFTC research rules. This material is not independent of the Firm's proprietary interests, which may conflict with the interests of any counterparty of the Firm. The Firm trades instruments discussed in this material for its own account, may trade contrary to the views expressed in this material, and may have positions in other related instruments.

Information contained herein is based on sources considered to be reliable, but is not guaranteed to be accurate or complete. Any opinions or estimates expressed herein reflect a judgment made by the author(s) as of the date of publication, and are subject to change without notice. Trading and investing in digital assets involves significant risks including price volatility and illiquidity and may not be suitable for all investors. The Firm is not liable whatsoever for any direct or consequential loss arising from the use of this material. Copyright of this material belongs to GSR. Neither this material nor any copy thereof may be taken, reproduced or redistributed, directly or indirectly, without prior written permission of GSR.

Notes & Sources

All options data is based on Deribit and derivatives graphics are from Laevidas. Market returns are based on price returns for the following ETFs: VOO, QQQ, EWU, EWG, EWJ, and EWH. Onchain volumes are not considered and thus certain token volumes may be understated (e.g., stETH).

CoinGecko	Santiment	DefiLlama	CoinMarketCap	Laevidas
L2Beat	Google Finance	TradingView	Deribit	WorldCoinIndex
Cryptorank	Investing.com	NFT Price Floor	CryptoSlate	