

Crypto Leaderboard

Rank	Name	Ticker	Price	24h	7d	30d	24h Vol \$m	MC \$m	1-Year Chart
1	Bitcoin	BTC	\$26,099	2%	1%	-11%	20,615	508,427	
2	Ethereum	ETH	\$1,604	1%	-2%	-13%	14,687	192,754	
3	Tether	USDT	\$1.00	0%	0%	0%	20,213	82,922	
4	BNB	BNB	\$212	2%	-2%	-12%	552	32,556	
5	USD Coin	USDC	\$1.00	0%	0%	0%	8,480	26,024	
6	XRP	XRP	\$0.48	1%	-5%	-24%	925	25,365	
7	Lido stETH	STETH	\$1,602	1%	-2%	-13%	27	13,815	
8	Cardano	ADA	\$0.25	2%	-3%	-14%	129	8,715	
9	Dogecoin	DOGE	\$0.06	2%	-4%	-18%	324	8,664	
10	Solana	SOL	\$18.1	2%	-8%	-25%	425	7,435	

Top & Bottom Performers - Top 100 Tokens

24h		7 Days		30 Days		90 Days		365 Days	
RNDR	8%	KAS	23%	RUNE	9%	RLB	474%	RLB	6485%
KAS	7%	RNDR	13%	TRX	3%	KAS	127%	KAS	963%
OP	7%	XRD	11%	XRD	2%	BCH	95%	INJ	281%
INJ	6%	KCS	4%	FRAX	0%	RUNE	89%	BGB	158%
APE	-2%	GALA	-11%	UNI	-30%	GALA	-32%	NEAR	-78%
XTZ	-2%	ARB	-13%	ARB	-31%	LUNC	-38%	APE	-79%
NEAR	-2%	APE	-14%	GALA	-37%	RPL	-43%	FLOW	-80%
QNT	-2%	RLB	-22%	APE	-42%	APE	-44%	LUNC	-81%

Category Performance

Category	7d	30d	90d	180d	365d	Ecosystem	7d	30d	90d	180d	365d
CEXs	0%	-11%	-2%	-25%	-22%	Tron	0%	-4%	4%	-7%	-8%
Lending	5%	-13%	20%	-14%	-43%	Cosmos	-4%	-15%	8%	-10%	14%
IoT/Data/Comp.	-1%	-15%	-3%	-35%	-50%	BSC	-2%	-18%	-11%	-30%	-26%
Other DeFi	-4%	-15%	0%	-26%	-10%	Polkadot	-3%	-19%	-6%	-40%	-43%
Currency	-1%	-15%	19%	5%	-5%	Polygon	-3%	-20%	-10%	-37%	-34%
Smart Contract	-4%	-18%	-4%	-33%	-48%	Ethereum	-5%	-20%	2%	-30%	-28%
Meme	-5%	-19%	-10%	-44%	-10%	Avalanche	-2%	-24%	6%	-26%	-38%
Privacy	-2%	-19%	-7%	-40%	-52%	Solana	-5%	-25%	8%	-19%	-43%
Scaling	-4%	-21%	-16%	-52%	-47%						
DEX	-5%	-21%	1%	-34%	-43%						
Gaming/Entertai	-7%	-26%	-11%	-48%	-65%						

DeFi

Total Value Locked, LTM, \$b	Top TVL By Protocol, \$b	DefiPulse Index, LTM

Trading Volume

Aggregate Volumes by Product, \$b					Top Derivatives Exchanges, \$m and bps					Top Spot Exchanges, \$m		
Product	1d	7d	30d	O/I	Exchange	1d Vol	O/I	Mkr	Tkr	Exchange	Score	1d Vol
Spot	20	81	363	n/a	Binance	41,894	7,286	2.0	4.0	Binance	9.9	6,634
Perpetuals	143	750	3,010	113	OKX	19,330	3,031	2.0	5.0	Coinbase	8.5	1,325
Futures	1	2	7	1	Bybit	13,370	4,306	2.0	5.5	Kraken	8.3	708
Options	1	5	26	n/a	KuCoin	1,818	1,051	2.0	6.0	KuCoin	7.4	356

Daily Spot Volume, Top 100 Tokens Last 20d, \$b				Top Volume, 1d, \$m		Top Volume, %20d Avg		Low Volume, %20d Avg	
				USDT	29,214	TWT	551%	RETH	43%
				BTC	19,713	MNT	309%	TUSD	50%
				ETH	8,448	USDP	251%	SNX	67%
				USDC	4,686	ARB	212%	DYDX	67%
				XRP	1,115	WBTC	189%	RPL	72%

Traditional Finance

Global Equity Markets							SPX vs. BTC, LTM	
	US	USGrwth	UK	Germany	Japan	HK		
1D	1%	1%	1%	1%	1%	-1%		
7D	0%	0%	1%	1%	0%	-3%		
90D	3%	3%	-1%	-4%	-2%	-11%		
365D	9%	21%	7%	19%	17%	-14%		

10-Year Treasury Yields							Commodities & FX					
	US	Brazil	UK	Germany	Japan	HK	Last	WTI	Gas	Gold	USD/EUR	USD/JPY
Last	4.29%	11.29%	4.46%	2.63%	0.70%	4.01%	Last	88.6	2.67	1,932	0.93	147.1
1d Chg	0.00	0.00	-0.01	0.00	-0.01	-0.06	1d % Chg	1.5%	2.3%	-0.8%	0.4%	0.4%

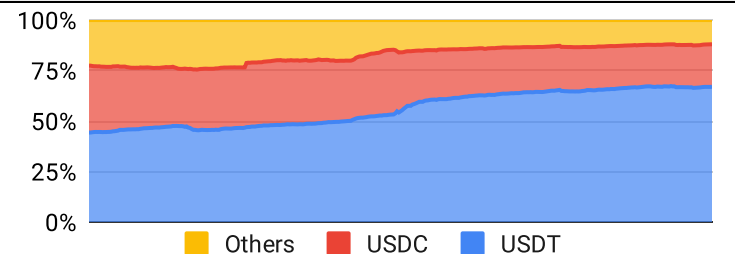
Volatility

Annualized Volatility							Rolling 3M Annualized Volatility, LTM		
	BTC	ETH	BNB	XRP	ADA	DOGE			
30D	44%	40%	36%	61%	43%	49%			
90D	36%	37%	35%	157%	67%	54%			
180D	40%	43%	41%	124%	65%	65%			
365D	48%	59%	52%	104%	67%	90%			

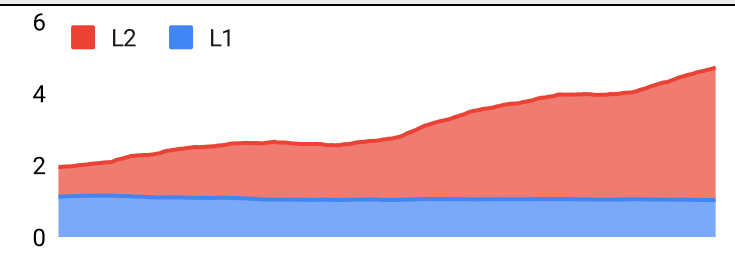
Correlations

Intra-Crypto Correlations, LTM							Rolling 3M Correlations, LTM				
	BTC	ETH	BNB	XRP	ADA	DOGE					
BTC											
ETH	0.88										
BNB	0.75	0.76									
XRP	0.49	0.56	0.46								
ADA	0.74	0.80	0.71	0.70							
DOGE	0.58	0.66	0.56	0.39	0.61						

Stablecoins

Stablecoin Market Size and Volume, \$m					Market Cap Dominance, LTM	
Ticker	Price	1d Vol	20d Avg Vol	Market Cap		
USDT	1.00	29,214	19,929	83,000		
USDC	1.00	4,686	2,765	26,058		
DAI	1.00	144	80	5,347		
TUSD	1.00	698	1,385	3,160		
BUSD	1.00	781	900	2,539		
USDD	1.00	21	20	723		

Ethereum Mainnet & Layer 2s

Mainnet & Layer 2 Transactions (m/day) and L2 TVL (\$m)					Transactions (m/day), Rolling 90-Day Average, LTM	
Network	1d	30d Avg	TVL	Tech Type		
Ethereum	1.0	1.0	-	Mainnet		
zkSync Era	1.0	1.0	400	ZKR		
Arbitrum One	0.6	0.6	5,030	ORU		
Starknet	0.6	0.5	127	ZKR		
Base	0.6	0.5	384	ORU		
OP Mainnet	0.4	0.4	2,400	ORU		
Immutable X	0.6	0.2	86	App-specific Validium		
dYdX	0.3	0.2	337	App-specific ZKR		
Mantle	0.3	0.2	87	Optimum		
Linea	0.1	0.1	48	ZKR		

Layer 2 Token Performance & Market Cap (\$m)					
	MATIC	MNT	OP	ARB	IMX
30d Return	-25%	-12%	-14%	-32%	-28%
Market Cap	4,760	1,320	1,070	1,000	588

NFTs and DAOs

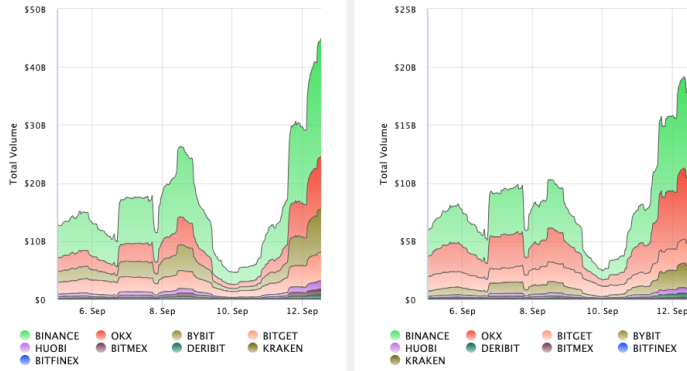
NFT Collection Stats (in ETH)						DAO Treasury Amount (\$m) and Composition					
Collection	Floor	Listings	3M Ret.	3M Vol	Market Cap	DAO	Treasury	Stables	BTC/ETH	Own Tokens	Other
CryptoPunks	46.5	1,088	-7%	40,465	465,000	Mantle	3,141	9%	14%	39%	38%
Bored Ape	26.0	478	-43%	221,089	260,000	Arbitrum	2,743	0%	0%	100%	0%
Squiggle	10.2	215	-2%	3,339	101,939	Uniswap	1,770	0%	0%	100%	0%
Autoglyphs	199.0	6	14%	887	101,888	Optimism	1,491	0%	0%	100%	0%
Mutant Ape	5.2	642	-43%	113,311	100,512	ENS	554	3%	5%	91%	0%
Fidenza	62.0	43	-17%	1,308	61,938	Ethereum	504	0%	100%	0%	0%
The Sandbox	0.3	359	-23%	416	45,485	Golem	274	0%	96%	4%	0%
Decentraland	0.4	130	-6%	113	41,192	Volta Club	239	72%	0%	9%	19%
Azuki	3.8	464	-77%	136,317	38,450	Lido	229	3%	25%	72%	0%
The Captainz	3.6	160	-57%	21,317	36,196	Stargate	218	18%	0%	80%	1%

Crypto News

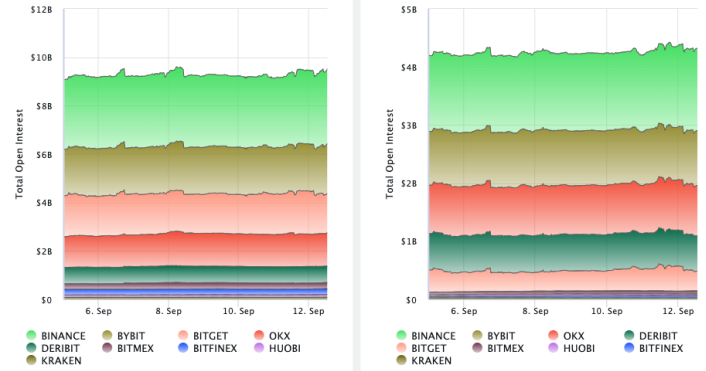
- [Bitcoin Price-Volatility Correlation Turns Negative Again as Crypto Traders Eye FTX Liquidations - CoinDesk](#)
- [Binance Says SEC's Request for Depositions is 'Overbroad' and 'Unduly Burdensome' - CoinDesk](#)
- [Nepal central bank plans CBDC in a year, says spokesperson - Forkast News](#)
- [BIS Project Tests CBDCs Directly Settled on Central Bank Balance Sheet - CoinDesk](#)
- [Metamask interoperable with Bitcoin, Solana for first time - Blockworks](#)
- [Institutions remain risk-averse about crypto, says Fireblocks CEO - Blockworks](#)
- [Plunge in crypto market volumes bleeds into September - Blockworks](#)
- [Over 75 bidders contacted for possible 'FTX 2.0' launch - Blockworks](#)
- [Incoming BOE Deputy Governor Highlights Crypto Risks, Cites Benefits at Parliamentary Hearing - CoinDesk](#)

Crypto Futures

Futures Volume (BTC LHS ; ETH RHS), 1d



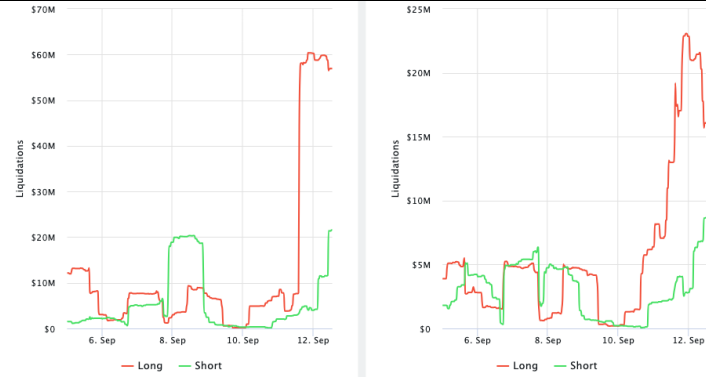
Futures Open Interest (BTC LHS ; ETH RHS)



Volume Weighted Funding Rate (BTC LHS ; ETH RHS), 1d

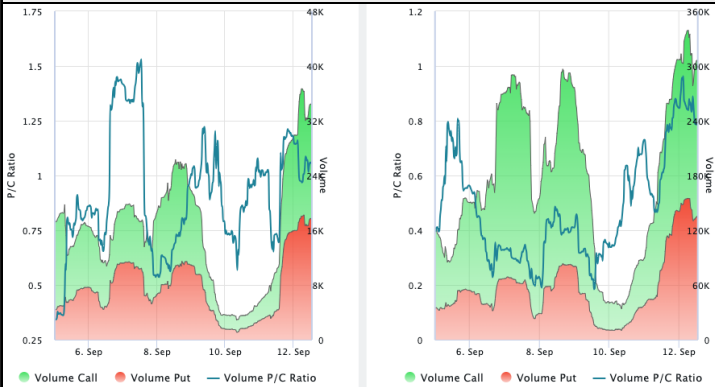


Liquidations (BTC LHS ; ETH RHS), 1d

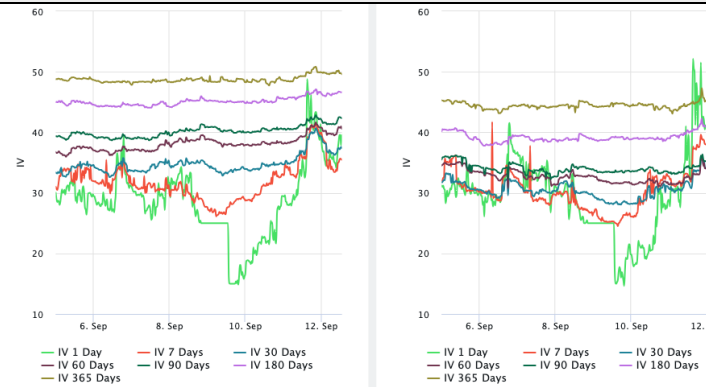


Crypto Options

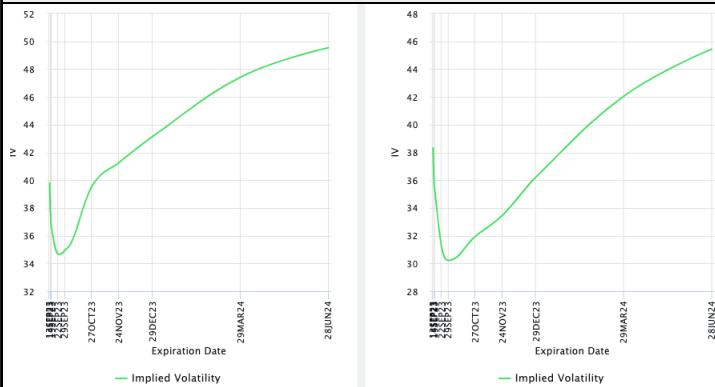
Options Volume & Put/Call Ratio (BTC LHS ; ETH RHS), 1d



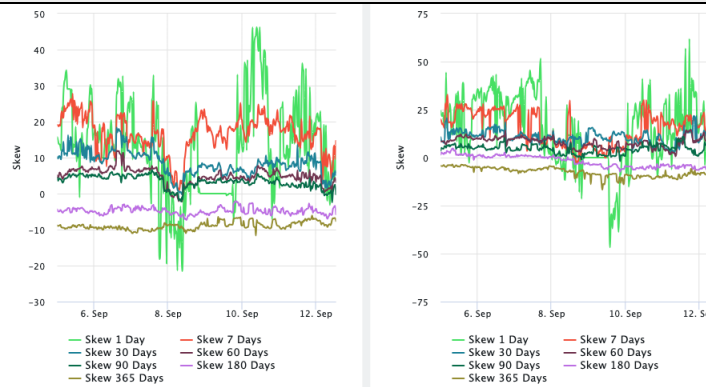
ATM Implied Volatility (BTC LHS ; ETH RHS)



ATM Implied Vol Term Structure (BTC LHS ; ETH RHS)



25 Delta Skew (BTC LHS ; ETH RHS)





September 12, 2023

About GSR

GSR is a global leader in digital asset trading, market making, OTC derivatives, and investments. We operate in a culture of excellence and leverage our first-rate reputation, deep relationships and proprietary trading technology to move swiftly and capitalize on market opportunities.

GSR's experienced team brings together decades of institutional trading expertise, while our industry-leading proprietary technology stack anchors everything we do.

Our main service areas are: market making; proprietary and algorithmic trading; client execution; structured products; risk management solutions; and portfolio investments.

For more information or if we can help with anything, please see gsr.io or contact us at gsr@gsr.io.

Follow GSR for more content: [Twitter](#) [Telegram](#) [LinkedIn](#)

Authors

Matt Kunke, Research Analyst [Twitter](#) [Telegram](#) [LinkedIn](#)
Brian Rudick, Senior Strategist [Twitter](#) [Telegram](#) [LinkedIn](#)

Required Disclosures

This material is provided by GSR (the "Firm") solely for informational purposes, is intended only for sophisticated, institutional investors and does not constitute an offer or commitment, a solicitation of an offer or commitment, or any advice or recommendation, to enter into or conclude any transaction (whether on the terms shown or otherwise), or to provide investment services in any state or country where such an offer or solicitation or provision would be illegal. The Firm is not and does not act as an advisor or fiduciary in providing this material.

This material is not a research report, and not subject to any of the independence and disclosure standards applicable to research reports prepared pursuant to FINRA or CFTC research rules. This material is not independent of the Firm's proprietary interests, which may conflict with the interests of any counterparty of the Firm. The Firm trades instruments discussed in this material for its own account, may trade contrary to the views expressed in this material, and may have positions in other related instruments.

Information contained herein is based on sources considered to be reliable, but is not guaranteed to be accurate or complete. Any opinions or estimates expressed herein reflect a judgment made by the author(s) as of the date of publication, and are subject to change without notice. Trading and investing in digital assets involves significant risks including price volatility and illiquidity and may not be suitable for all investors. The Firm is not liable whatsoever for any direct or consequential loss arising from the use of this material. Copyright of this material belongs to GSR. Neither this material nor any copy thereof may be taken, reproduced or redistributed, directly or indirectly, without prior written permission of GSR.

Notes & Sources

All options data is based on Deribit and derivatives graphics are from Laevidas. Market returns are based on price returns for the following ETFs: VOO, QQQ, EWU, EWG, EWJ, and EWH. Onchain volumes are not considered and thus certain token volumes may be understated (e.g., stETH).

CoinGecko	Santiment	DefiLlama	CoinMarketCap	Laevidas
L2Beat	Google Finance	TradingView	Deribit	WorldCoinIndex
Cryptorank	Investing.com	NFT Price Floor	CryptoSlate	