

Crypto Leaderboard

Rank	Name	Ticker	Price	24h	7d	30d	24h Vol \$m	MC \$m	1-Year Chart
1	Bitcoin	BTC	\$26,160	0%	2%	-11%	15,602	509,840	
2	Ethereum	ETH	\$1,598	0%	-2%	-13%	8,848	192,111	
3	Tether	USDT	\$1.00	0%	0%	0%	21,191	83,006	
4	BNB	BNB	\$211	0%	-2%	-12%	348	32,544	
5	USD Coin	USDC	\$1.00	0%	0%	0%	5,334	26,159	
6	XRP	XRP	\$0.48	0%	-4%	-24%	803	25,476	
7	Lido stETH	STETH	\$1,597	0%	-2%	-13%	10	13,781	
8	Cardano	ADA	\$0.25	0%	-3%	-15%	109	8,696	
9	Dogecoin	DOGE	\$0.06	-1%	-4%	-18%	236	8,621	
10	Solana	SOL	\$18.	0%	-9%	-28%	343	7,419	

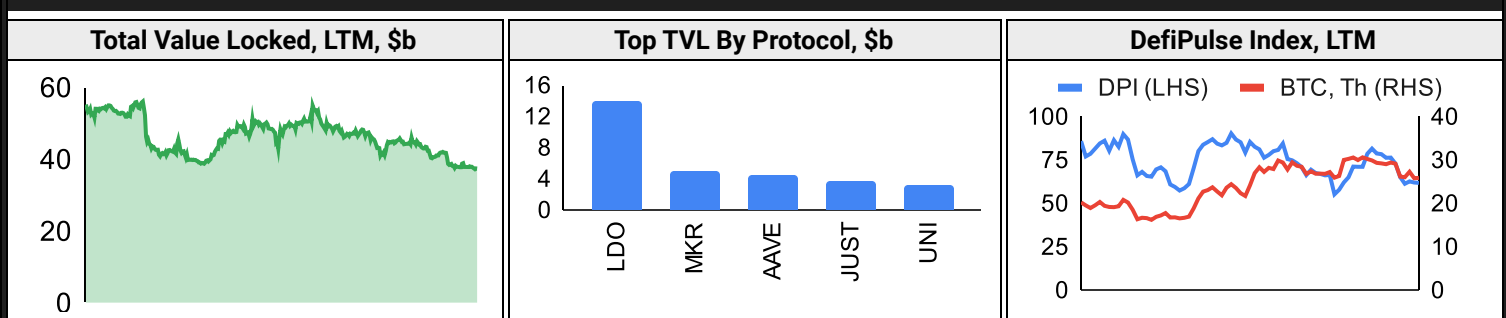
Top & Bottom Performers - Top 100 Tokens

24h		7 Days		30 Days		90 Days		365 Days	
TON	11%	KAS	23%	KAS	12%	RLB	516%	RLB	6586%
KAS	10%	RNDR	10%	RUNE	5%	KAS	106%	KAS	1079%
RLB	9%	TON	10%	TRX	4%	BCH	92%	INJ	322%
VET	7%	XRD	8%	XRD	3%	RUNE	88%	OKB	173%
SUI	-2%	RLB	-13%	ARB	-31%	LUNC	-38%	NEAR	-76%
CRV	-2%	ICP	-13%	UNI	-32%	KCS	-38%	FLOW	-78%
ICP	-4%	APE	-16%	GALA	-39%	RPL	-45%	APE	-78%
XLM	-8%	SNX	-17%	APE	-45%	APE	-46%	LUNC	-84%

Category Performance

Category	7d	30d	90d	180d	365d	Ecosystem	7d	30d	90d	180d	365d
CEXs	0%	-11%	-4%	-27%	-17%	Tron	1%	-3%	6%	-9%	0%
Lending	2%	-14%	20%	-17%	-38%	Cosmos	-7%	-15%	5%	-15%	25%
IoT/Data/Comp.	0%	-14%	-2%	-37%	-44%	BSC	-5%	-19%	-12%	-35%	-20%
Currency	-1%	-16%	17%	-2%	2%	Polkadot	-5%	-20%	-7%	-44%	-38%
Smart Contract	-4%	-18%	-6%	-38%	-43%	Polygon	-5%	-21%	-11%	-42%	-29%
Meme	-6%	-20%	-12%	-48%	-5%	Ethereum	-5%	-21%	3%	-33%	-22%
Scaling	-3%	-21%	-16%	-56%	-42%	Avalanche	-2%	-24%	6%	-30%	-32%
DEX	-6%	-22%	0%	-39%	-37%	Solana	-14%	-32%	-5%	-33%	-43%
Other DeFi	-15%	-23%	-13%	-39%	-9%						
Gaming/Entertai	-8%	-27%	-13%	-52%	-63%						
Privacy	-16%	-29%	-19%	-48%	-52%						

DeFi



Trading Volume

Aggregate Volumes by Product, \$b					Top Derivatives Exchanges, \$m and bps					Top Spot Exchanges, \$m		
Product	1d	7d	30d	O/I	Exchange	1d Vol	O/I	Mkr	Tkr	Exchange	Score	1d Vol
Spot	15	86	374	n/a	Binance	31,056	7,320	2.0	4.0	Binance	9.9	4,804
Perpetuals	128	719	3,000	117	Bybit	9,355	4,279	2.0	5.5	Coinbase	8.6	892
Futures	0	2	8	1	OKX	12,654	3,043	2.0	5.0	Kraken	8.4	595
Options	1	6	26	n/a	KuCoin	1,254	1,044	2.0	6.0	KuCoin	7.4	301

Daily Spot Volume, Top 100 Tokens Last 20d, \$b				Top Volume, 1d, \$m		Top Volume, %20d Avg		Low Volume, %20d Avg	
				USDT	22,292	USDP	372%	RETH	18%
				BTC	14,756	VET	337%	CBETH	32%
				ETH	5,308	TON	203%	XDC	41%
				USDC	3,435	MNT	196%	TUSD	42%
				XRP	958	BCH	178%	DYDX	50%

Traditional Finance

Global Equity Markets							SPX vs. BTC, LTM	
	US	USGrwth	UK	Germany	Japan	HK		
1D	-1%	-1%	0%	-1%	0%	1%		
7D	0%	-1%	1%	0%	0%	-2%		
90D	1%	1%	-3%	-6%	-2%	-11%		
365D	13%	27%	11%	23%	21%	-11%		

10-Year Treasury Yields							Commodities & FX					
	US	Brazil	UK	Germany	Japan	HK	Last	WTI	Gas	Gold	USD/EUR	USD/JPY
Last	4.30%	11.21%	4.43%	2.66%	0.70%	4.03%	Last	88.8	2.70	1,933	0.93	147.5
1d Chg	0.04	-0.01	0.01	0.02	-0.01	-0.06	1d % Chg	0.0%	-1.5%	-0.1%	0.2%	0.3%

Volatility

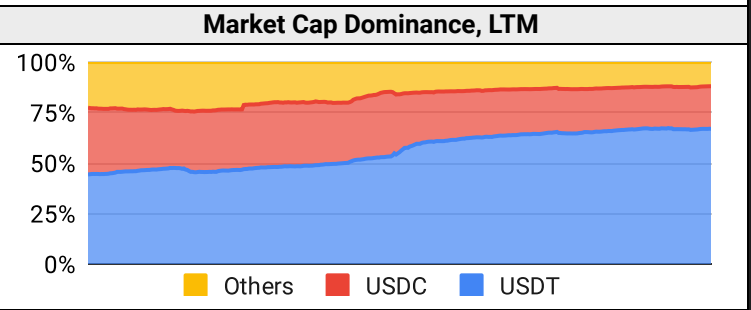
Annualized Volatility							Rolling 3M Annualized Volatility, LTM			
	BTC	ETH	BNB	XRP	ADA	DOGE				
30D	43%	39%	35%	61%	42%	49%				
90D	35%	36%	35%	157%	67%	53%				
180D	38%	41%	40%	124%	64%	64%				
365D	47%	58%	52%	103%	67%	90%				

Correlations

Intra-Crypto Correlations, LTM							Rolling 3M Correlations, LTM				
	BTC	ETH	BNB	XRP	ADA	DOGE					
BTC											
ETH	0.88										
BNB	0.75	0.75									
XRP	0.49	0.55	0.46								
ADA	0.74	0.79	0.71	0.69							
DOGE	0.58	0.66	0.56	0.39	0.60						

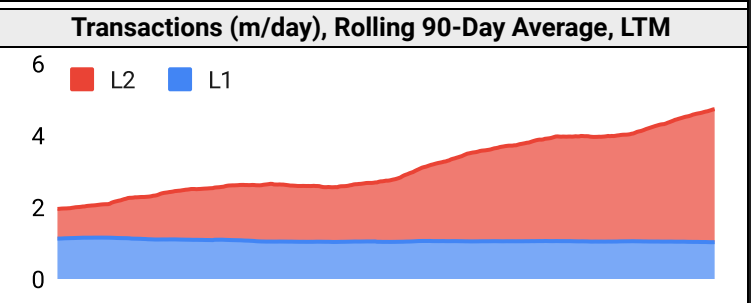
Stablecoins

Stablecoin Market Size and Volume, \$m				
Ticker	Price	1d Vol	20d Avg Vol	Market Cap
USDT	1.00	22,292	19,911	83,019
USDC	1.00	3,435	2,783	26,202
DAI	1.00	71	78	5,350
TUSD	1.00	561	1,327	3,158
BUSD	1.00	681	873	2,530
USDD	1.00	29	21	725



Ethereum Mainnet & Layer 2s

Mainnet & Layer 2 Transactions (m/day) and L2 TVL (\$m)				
Network	1d	30d Avg	TVL	Tech Type
Ethereum	1.1	1.0	-	Mainnet
zkSync Era	0.9	1.0	400	ZKR
Arbitrum One	0.5	0.6	5,120	ORU
Starknet	0.7	0.5	133	ZKR
Base	0.7	0.5	390	ORU
OP Mainnet	0.4	0.4	2,380	ORU
Immutable X	0.1	0.2	87	App-specific Validium
dYdX	0.2	0.2	337	App-specific ZKR
Mantle	0.2	0.2	87	Optimum
Linea	0.1	0.1	48	ZKR



Layer 2 Token Performance & Market Cap (\$m)

	MATIC	MNT	OP	ARB	IMX
30d Return	-24%	-11%	-14%	-31%	-29%
Market Cap	4,810	1,310	1,080	1,000	578

NFTs and DAOs

NFT Collection Stats (in ETH)					
Collection	Floor	Listings	3M Ret.	3M Vol	Market Cap
CryptoPunks	46.0	1,096	-8%	37,682	459,900
Bored Ape	25.4	483	-44%	212,178	254,000
Squiggle	10.2	219	-3%	3,343	101,939
Autoglyphs	199.0	6	14%	887	101,888
Mutant Ape	5.1	702	-42%	112,615	99,226
Fidenza	62.0	42	-17%	1,308	61,938
The Sandbox	0.3	368	-24%	409	43,538
Decentraland	0.4	133	-11%	113	39,034
Azuki	3.8	452	-77%	135,108	37,598
The Captainz	3.6	155	-56%	21,229	35,696

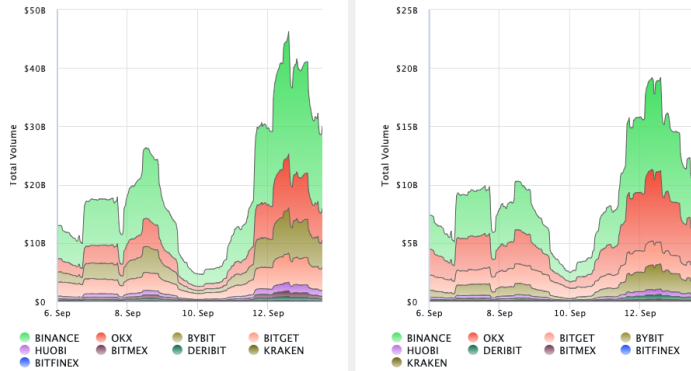
DAO Treasury Amount (\$m) and Composition					
DAO	Treasury	Stables	BTC/ETH	Own Tokens	Other
Mantle	3,164	9%	14%	39%	38%
Arbitrum	2,799	0%	0%	100%	0%
Uniswap	1,808	0%	0%	100%	0%
Optimism	1,502	0%	0%	100%	0%
ENS	555	3%	5%	91%	0%
Ethereum	508	0%	100%	0%	0%
Golem	277	0%	96%	4%	0%
Volta Club	240	72%	0%	9%	19%
Lido	229	3%	25%	72%	0%
Stargate	208	19%	0%	79%	1%

Crypto News

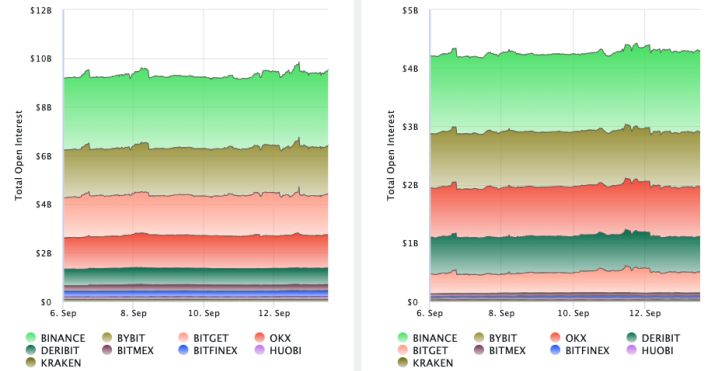
- [CPI Live Updates: What to Watch in the Latest Inflation Report - The New York Times](#)
- [Coinbase to integrate Bitcoin Lightning Network: CEO Brian Armstrong - Cointelegraph](#)
- [Crypto Derivatives Exchange BitMEX's Prediction Market is Now Live - CoinDesk](#)
- [Binance.US CEO exits amid second round of staff cuts post-SEC lawsuit - Blockworks](#)
- [SEC Chair Gensler calls out crypto's 'wide-ranging noncompliance' in Senate hearing - CNBC](#)
- [CoinEx confirms hack after \\$31 million in cryptocurrency allegedly stolen from exchange - The Record from Recorded Future News](#)
- [PayPal Launches Crypto to USD Off-Ramps - Decrypt](#)
- [Rising Interest Rates Could Actually Pump Bitcoin: Arthur Hayes - Decrypt](#)
- [Bitcoin \(BTC\) Price Decline Fears Related to FTX Are Overblown: Analysts - CoinDesk](#)

Crypto Futures

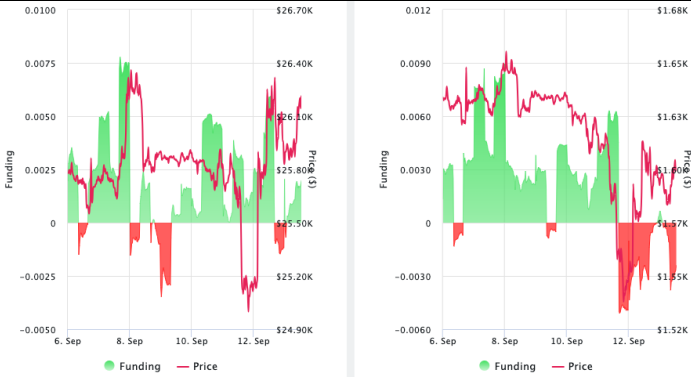
Futures Volume (BTC LHS ; ETH RHS), 1d



Futures Open Interest (BTC LHS ; ETH RHS)



Volume Weighted Funding Rate (BTC LHS ; ETH RHS), 1d

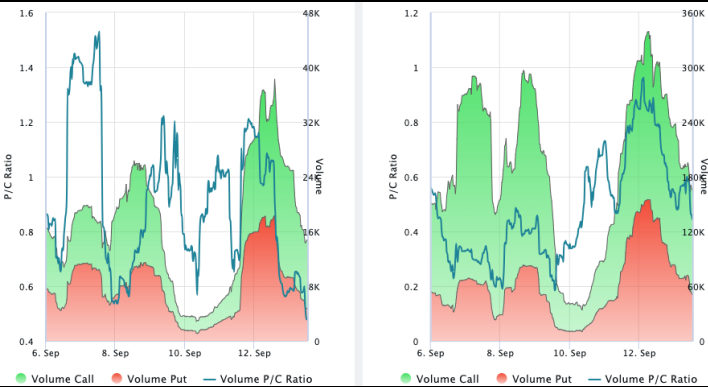


Liquidations (BTC LHS ; ETH RHS), 1d

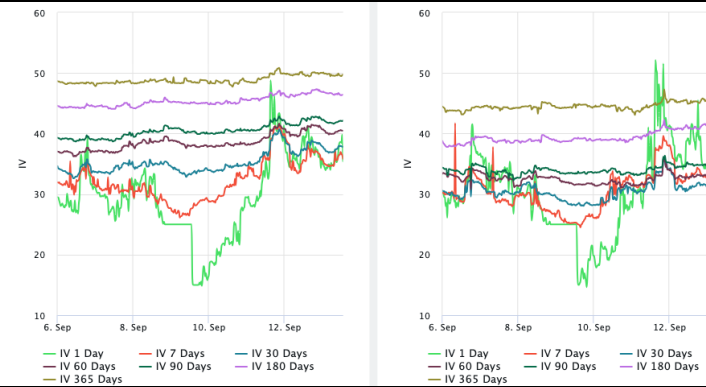


Crypto Options

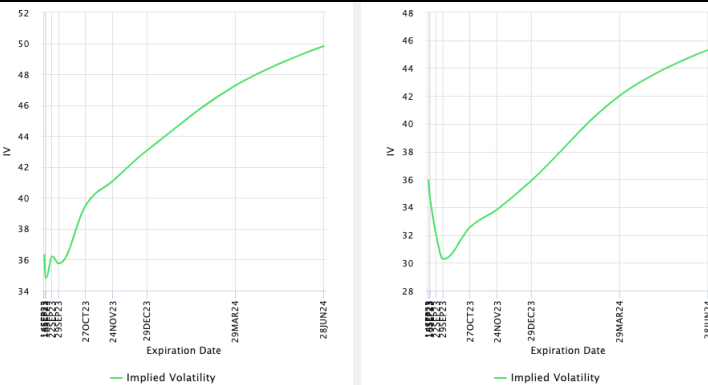
Options Volume & Put/Call Ratio (BTC LHS ; ETH RHS), 1d



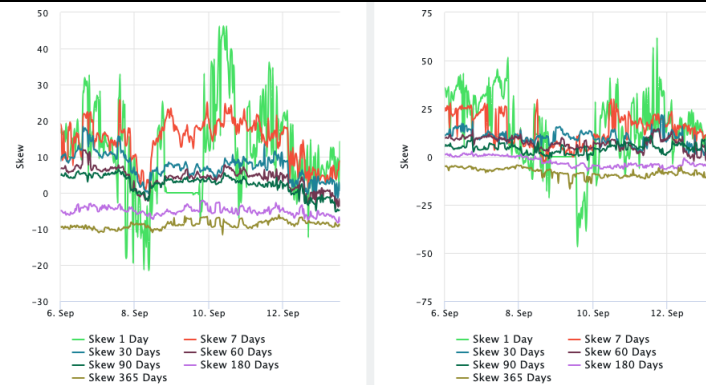
ATM Implied Volatility (BTC LHS ; ETH RHS)



ATM Implied Vol Term Structure (BTC LHS ; ETH RHS)



25 Delta Skew (BTC LHS ; ETH RHS)



About GSR

GSR is a global leader in digital asset trading, market making, OTC derivatives, and investments. We operate in a culture of excellence and leverage our first-rate reputation, deep relationships and proprietary trading technology to move swiftly and capitalize on market opportunities.

GSR's experienced team brings together decades of institutional trading expertise, while our industry-leading proprietary technology stack anchors everything we do.

Our main service areas are: market making; proprietary and algorithmic trading; client execution; structured products; risk management solutions; and portfolio investments.

For more information or if we can help with anything, please see gsr.io or contact us at gsr@gsr.io.

Follow GSR for more content: [Twitter](#) [Telegram](#) [LinkedIn](#)

Authors

Matt Kunke, Research Analyst [Twitter](#) [Telegram](#) [LinkedIn](#)
Brian Rudick, Senior Strategist [Twitter](#) [Telegram](#) [LinkedIn](#)

Required Disclosures

This material is provided by GSR (the "Firm") solely for informational purposes, is intended only for sophisticated, institutional investors and does not constitute an offer or commitment, a solicitation of an offer or commitment, or any advice or recommendation, to enter into or conclude any transaction (whether on the terms shown or otherwise), or to provide investment services in any state or country where such an offer or solicitation or provision would be illegal. The Firm is not and does not act as an advisor or fiduciary in providing this material.

This material is not a research report, and not subject to any of the independence and disclosure standards applicable to research reports prepared pursuant to FINRA or CFTC research rules. This material is not independent of the Firm's proprietary interests, which may conflict with the interests of any counterparty of the Firm. The Firm trades instruments discussed in this material for its own account, may trade contrary to the views expressed in this material, and may have positions in other related instruments.

Information contained herein is based on sources considered to be reliable, but is not guaranteed to be accurate or complete. Any opinions or estimates expressed herein reflect a judgment made by the author(s) as of the date of publication, and are subject to change without notice. Trading and investing in digital assets involves significant risks including price volatility and illiquidity and may not be suitable for all investors. The Firm is not liable whatsoever for any direct or consequential loss arising from the use of this material. Copyright of this material belongs to GSR. Neither this material nor any copy thereof may be taken, reproduced or redistributed, directly or indirectly, without prior written permission of GSR.

Notes & Sources

All options data is based on Deribit and derivatives graphics are from Laevidas. Market returns are based on price returns for the following ETFs: VOO, QQQ, EWU, EWG, EWJ, and EWH. Onchain volumes are not considered and thus certain token volumes may be understated (e.g., stETH).

CoinGecko	Santiment	DefiLlama	CoinMarketCap	Laevidas
L2Beat	Google Finance	TradingView	Deribit	WorldCoinIndex
Cryptorank	Investing.com	NFT Price Floor	CryptoSlate	